



Stitch 'n Times

April 2008 • Vol. 33 • No. 4

president's message

I'm proud to say, I've been working diligently on my UFO Challenge, and just have to put the binding on. I've also finished a challenge quilt for another group getting together soon. It feels so good to finish projects. Now I'm free to "play" with whatever I want to. I also have time to work in the yard and get those nasty spring chores done before the weather gets too hot to work outside. I'm not fond of deadlines. I don't like the pressure. It makes my hobby seem like work. I know some quilters who love the pressure. Good for them. Whatever it takes to get us motivated is a good thing. So get those quilts finished for the Moonlight Quilters' show and the Sonoma County Fair. Don't forget to bring them to our meetings for Show and Tell. Now that I've written this President's message, I'm off to play in my sewing room. Oh but, I forgot, there is the "VOTE 2008" guild challenge. Oh well. Back to work.

Pam McVey

programs and workshops

PROGRAM FOR APRIL

LECTURE ~ "PICK A SHAPE, ANY SHAPE, WHAT SHAPE ARE YOU?"

Marilyn Doheny is both a people person and a fabric person. She travels the world inspiring others via her innovative classes, delightful empowering lectures and amazingly beautiful quilt exhibitions. Her life is filled with accomplishments both professionally and personally. She is a single mother of three – now grown children, a dynamo quilt author with over 35 books, patterns and clever rulers to her name! She is an award winning publisher too! She shares her knowledge and infectious spirit generously and freely – She knows that we are all in the magical world of fabric and geometry together, having the ride of our lives! You will be captivated and em-



powered after spending time in her company. Her designs appear complex yet she presents the simplest of techniques to accomplish amazing visual complexity – easily! She loves exploring variations, what she calls "diversity on a theme" and her favorite quote is, "Let the beauty you love be what you do – there are a thousand ways to kneel and kiss the ground." Her class room motto is "If you are not having fun, then you are not doing it right."

This is an amazing presentation about universal meanings embedded within geometric shapes. There are five Universal shapes which have been present in all art history, in every culture, for all time. What each shape means "universally" is astounding and even more profound is what our personal, "order of preference" for these shapes tell us about ourselves. As quilters this is profound enlightenment and insight because quilts are primarily geometric shapes....and they are certainly our voice as a quilter! This is a lively, audience participation lecture. This is something you will not want to miss! A special challenge is going to be offered to those in attendance too, so don't miss it on Thursday, April 17th, 10 am.

WORKSHOP ~ "TRIAD INTERLOCK"

The workshop "*Triad Interlock*" will be held at the **Veterans Building** on April 18. This class features an elaborate interlocking pattern which is achieved by a very clever technique using at least three different strata units. This is an exciting workshop that will be a fun challenge for all levels of quilters.



Denise Raney, Programs and Mary Wood, Workshops

Don't forget to visit our website for the latest news!

coming in may

Marjan was born in the Netherlands. After living in Australia, Hawaii and on the East Coast, she now resides in Davis, CA. Marjan is an artist who uses hand-dyed fabrics and thread as her medium instead of paper and paint...and a sewing machine instead of a brush. Most of her designs are organic. They are influenced by her love of nature and all its wonders. She teaches her surface design techniques all over the country. Her work has been juried into many art shows. She is a member of Studio Art Quilt Associates, the Northern California Quilt Council and Focus Fabric Art.



Thursdays program on May 15th will be "Evolution of an Art Quilter and Fabric Dyer," and Friday's workshop will be "Landscapes."



Denise Raney, Programs
Mary Wood, Workshops

Material Girl
FABRICS AND QUILTING SUPPLIES
(707)836-0114
Nicole Cowlin, Proprietor
6119 Old Redwood Hwy. B1
Santa Rosa, Ca. 95403
www.materialgirlfabric.com
Classes & Vintage Gifts Mon-Sat 10 - 6, Sundays 12 - 5

Meeting Minutes

The minutes of our meetings can be found at the Library table or on our website. Please review them and report any corrections to Pam McVey or Linda Emis..

workshop guidelines

Thank you so much for your support of the Workshops and Programs this year. We've had outstanding numbers attend the programs, and the workshops for the past three months have been full....and the workshop for April is almost filled (4 spaces left).

Thanks to Denise Raney for planning such a wonderful selection of Programs this year.

Just a couple of reminders about how to help me make the workshops run smoother: Classes must be paid for at the time you sign up. Your place in the class is secured with your payment.

- Members of ANY guild pay only \$35 for each workshop. Non guild members pay \$45.
- If you are not enrolled in the workshop, please do not come and visit. Even during lunch. Those who have paid for the class deserve the undivided attention of the teacher.
- A new request...supply lists will be available at the time you sign up (and pay) for those who do not have email. For those who have email I'll send the supply list to you along with reminders about the class. Also, the supply list for the workshop is available on our guild website thanks to Phyllis Gallaway.
- Thank you again for your support of programs and workshops.



Mary Wood

field trip to houston

Anyone interested in joining a field trip to the incredible Houston International Quilt Festival, October 26 to Nov 3, contact Phyllis Gallaway (phone number and email are in the directory.) We did this in 2006 and had loads of fun.


technique sharing workshops

I am so excited about all the Technique Sharing Workshops that are now set up for the rest of 2008!

At our next meeting, April 17th, bring your knitting needles and baby yarn and learn two different ways to knit baby caps which can be used by premature babies cared for at our local hospitals. Bring four size 5 double-pointed needles, or two size 8 needles (regular or circular), and some baby yarn (acrylic is preferred, to avoid allergy problems for the babies).

On May 15, join Barbara Youngblood for Technique Sharing after the meeting and learn how to make Quick & Easy Pillowcases. Bring your fabric and machine and finish a pillowcase before you leave, or just watch and learn! Making this pillowcase is so fast and fun it's hard to believe! It makes a perfect quick gift and it's fun to make pillowcases that match your quilts. This process is really something to see!

For details and supply lists for both of these TSW's, see the new TSW page on the SRQG website. Technique Sharing Workshops (TSW for short) are free, and take place at our guild meetings, always beginning after the lunch break and lasting between 30 min. and 2 hours, depending on the topic. These workshops, led or taught by our own members on a volunteer basis, give our members a chance to share, learn and practice various special techniques related to quilting.

 Tera Antaree and Janet Shore

QUILTED COTTAGE



Diana Nissim
567 First Street East
Sonoma, CA 95476
(707) 938-3650

Pick up your *Coupon Book* for lots of savings!

sew-a-row quilts

The Sew-A-Row projects are moving along nicely and most are on their third rotation. We are going to have some really cute projects again this year!

Some of the packets still have openings for interested participants, so be sure to check the back table at each meeting for available rows.

Please contact the next person (or me) if you are ready to pass on the packet or if you are unable to manage it by the deadline.

The next rotation will take place on June 5th, and I am always open to accepting starter rows for 2009 if you want to get them done early.

Please contact me if you have questions.

 Jan Andrews

Board Meeting

Thursday April 22nd at 10:00 am
Family Room, Scottish Rite Temple

Pointless Sisters Spring Quilt Show

The *Pointless Sisters Spring Quilt Show* is currently on display at the Rincon Valley Regional Library, 6959 Montecito Blvd, Santa Rosa and the hours are : Monday and Tuesday 10 am to 9 pm, Wednesday – Saturday 10 am to 6 pm and closed on Sundays. The show is on display until May 5th.



Don't forget to visit our website for the latest news!

friendship blocks

The friendship block program has been off to a great start this year. We've already had 47 beautiful blocks turned in with more on the way.

A new block was introduced this month for Doris Maneke called "Bear Tracks". This block has background fabric included in the kit. There is plenty of room for sign-ups to make one of these fun blocks. There are also a few spaces left for "Oh My Stars" for Kathy Hannan, "Fall Garden" for Joyce Wood, "Sonoma County" for Denise Raney, and one space left to make a Bunny block for Valeska Latin. See the friendship block page on our website for details on any of these blocks.

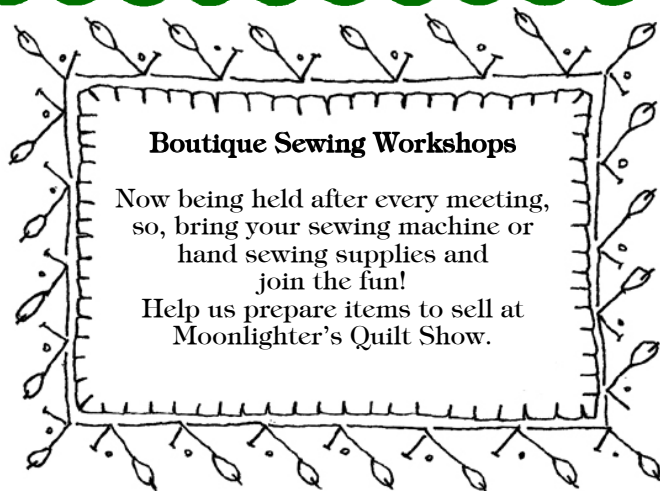
How many credits do YOU have? You only need 3 credits to be eligible to put out a request for blocks to be made for you. If you are having trouble thinking of a theme, or are not sure how to get started, come see me at the guild meetings for a list of guidelines.

Thank you for your participation in the program

 Linda Hooper




Lynda McLean
170 Farmers Lane #7
Santa Rosa, CA
(707) 546-0750
Lynda@QuiltedVine.com
www.QuiltedVine.com



Boutique Sewing Workshops

Now being held after every meeting, so, bring your sewing machine or hand sewing supplies and join the fun!

Help us prepare items to sell at Moonlighter's Quilt Show.



Quilt-A-Thon

May 1st

Bring your Sewing Machine and join the fun!

Moonlight Quilters Annual Auction

We invite you to join us on Wednesday, April 16, at the Santa Rosa Veterans Building for the Moonlight Quilters' Annual Auction.

The Auction starts at 7 pm, but come a bit early to sign up for your bidding card. There will be loads of silent auction tables loaded with "must have" goodies, with bids closing at half hour intervals.

Bring cash or check (no credit cards) and be prepared to have a great time!

the pointless sisters art quilt group

The Pointless Sisters art quilt group meets the fourth Tuesday of each month from 10 am to 12 pm at the Luther Burbank Garden Center, 2050 Yulupa Avenue in Santa Rosa. The group shares their work, discusses new trends and art quilt techniques, provides education programs and sponsors challenges. All guild members interested in art quilting are invited to join us at our April 22nd meeting. The annual membership fee is \$30.

 Linda Sims

library news

Spring has arrived and the cleaning/organizing bug has even bit our library volunteers. We have all been busy trying to make it easier for everyone to locate books and magazines we are searching for.

Our ever-growing library (now officially over 2,000 books on our shelves!) could not be without the help of so many. If you are new to the guild, helping out in the library for five minutes, an hour, or all day, is a great way to meet people and find your way around. If you do not like the task you are offered, speak up – there are many others to choose from.

Cora Stewart not only made several great looking quilts for Lavella's Community Quilts Projects, but also donated the book to our Library! **ALLEGRO** by Atkinson Designs uses fat quarters to make a very easy block that can be used in four different ways to vary the look of quilts.

Phyllis Gallaway obtained for us the DVD **SALLY COLLINS TEACHES YOU PRECISION PIECING**, which elaborates upon the techniques Sally uses in her book **MASTERING PRECISION PIECING**. Reading the book is a must for anyone who wishes to improve upon his or her cutting, pinning, pressing, and stitching. This DVD is definitely your favorite flavor of frosting to spread on her delicious cake of a book – in fact, everyone should be studying ALL of her books to find out what makes award-winning quilts.

MAPLE LEAF QUILTS – 12 PROJECTS, 9 TRIANGLE TECHNIQUES by Ilene Bartos – Even if you do not plan on ever making a maple leaf quilt, this is a GREAT book to have in your library as it gives you nine options to make perfect triangles with perfect points. You can actually try each method and use them in a sampler! I have put an asterisk (*) next to this book on my master list as I really like it.

QUILTS ON THE DOUBLE – DOZENS OF EASY STRIP-PIECED DESIGNS by Judy Hooworth and Margaret Rolfe – and this book also gets an “*” on my list. This technique is suitable for a beginner, but the results are definitely complicated looking. When you cut strips you are actually cutting for TWO quilts – same color, but an entirely different look. The blocks are very simple, and the real fun comes when placing them on the design wall – endless arrangements!

ADVENTURE & APPLIQUE – TRAVELING THE WORLD WITH AWARD-WINNING QUILTER SUZANNE MARSHALL by Suzanne Marshall – the author lists the judges' comments about her quilts and how she has learned from them. Also – her husband, Garland, shares his thoughts about her quilts, travels, and inspiration. Do you hate hand quilting with a frame but are embarrassed to admit it? After seeing Suzanne's quilts

your quilt will be erased. This book is filled with her tips for making hand appliqué easier.

Jennifer Chiaverini, the very popular author of novels about quilting and quilters, has written her third companion book of quilt patterns, along with excerpts of several of her most recent novels. **MORE ELM CREEK QUILTS – 30+ TRADITIONAL BLOCKS, 11 PROJECTS, FAVORITE CHARACTER SKETCHES** is such a nice reminder of the books and the characters who have become our friends. A bonus is reading how Jennifer and her novels have influenced people to quilt.



Recent donations (LOVE when people clean out the sewing rooms!):

FAT-QUARTER FANCYWORK – APPLIQUE CUT TO ORDER, ANTIQUE DESIGNS MADE WITH TODAY'S FAT QUARTERS by Karla Menaugh, **Barbara Brackman** (I am highlighting Barbara's name as she is a well-known, influential author who has spoken at our guild and many of you seek out her work), and Cherie Ralston - This skinny little book includes the authors' sense of humor about the word "fat."

OUR FAVORITE QUILTMAKER SUSAN MC CORD – THE UNFORGETTABLE ARTISTRY OF AN INDIANA QUILTER – by **Barbara Brackman**, Shauna Christensen, and Deb Rowden – Susan McCord lived from 1829-1909, and was one of the most innovative quiltmakers of the 19th century. Enjoy a history lesson and appliqué quilts at the same time.

CALICO COWBOYS by Karla Menaugh and **Barbara Brackman** - 7 quilts, 5 coordinating projects, plus cowboy stories and history.

SUNBONNET SUE CELEBRATES THE HOLIDAYS – STITCH 3-D CALENDAR BLOCKS DEPICTING SUNBONNET SUE IN A VARIETY OF COSTUMES AND HOLIDAY ACTIVITIES by Marian Shenk

Since it is never too early to start on Christmas projects, check out Thimbleberries **CHRISTMAS STREETS – COUNTDOWN TO CHRISTMAS** by Lynette Jensen.

SLASH YOUR STASH QUILTS – 8 RECIPES TO REDUCE YOUR STASH by Claudia E. Plett – No fabric requirement amounts are given, but each project includes the number of blocks needed – great for scraps! There is even a pattern for the popular "Bento Box."

Continued on next page

Don't forget to visit our website for the latest news!

Library News continued

QUILTING THE GREAT OUTDOORS – DOZENS OF APPLIQUED WILDLIFE BLOCKS TO CREATE IMPRESSIVE QUILTS, WALLHANGINGS, AND HOME DECORATING PROJECTS PLUS 24 QUILT PROJECTS by Debbie Field (I just love when the title on the cover of the book writes my review for me!).

SAY IT WITH STITCHES – NEW EMBROIDERY DESIGNS FOR LETTERS AND WORDS by Sharon and Kristin Jankowicz is not technically a “quilting” book, but it will be very useful in adding words to quilts (think about our Challenge this year ~~ VOTE 2008!), and for making labels. I am filing it with in our EMBELLISHMENT section. If there are at least three books that I can put into a “category” it makes it easier for us to locate them. There is a “category” list next to the laptop computer in the back of the room. The three black cabinets in the rooms across the hall from our meeting room have lists of the categories taped to their inside doors. We have categories for such items as Appliqué, Babies and Kids, Christmas and Holidays, Foundation (Paper) Piecing, Japanese, Quilting Patterns, and many more.

SPRING SERENADE – A HARMONY OF WOOL & COTTON APPLIQUE PROJECTS – 12 DELIGHTFUL DESIGNS by Sherry Bonnice. Check out the cute bunny sniffing a daffodil in case you need inspiration to make a Friendship Block for Valeska Lattin. The expression on the face on the little bear checking out the beehive is really adorable.

Justine Lott suggested I add FOLLOW-THE-LINE QUILTING DESIGNS – VOLUME THREE – FULL-SIZE PATTERNS FOR BLOCKS AND BORDERS by Mary M. Covey to our library. We have the first volume, but somehow I missed purchasing volume two. Any interest? If so, e-mail me! There are twenty pattern “groups” in this box, including designs for blocks, borders, and setting triangles. Love the bunnies, and the chickens, and the lizards, and the houses, and not to forget the trees . . .

Melissa Trunick asked for a book that SHOULD have been in our library a long time ago, SEW ONE AND YOU'RE DONE – MAKING A QUILT FROM A SINGLE BLOCK by Evelyn Sloppy. Evelyn spoke at our guild recently, and we all admired her designs. I cannot believe this book slipped through the cracks. As I keep saying to all of you – DO let me know if you find something we should have on our shelves. I saw the results of this book in two quilts that Karen Taylor made for her new twin niece and nephew, and was very impressed. I am definitely putting a star (*) next to this title on the book list. This is going to be a hit for those who make Community Quilts as the pieces are larger, thus less cutting and sewing, and quicker – but without sacrificing a great look!

Library News continued →

community smart card

Don't forget to use your Community Smart cards at the following merchants: Advanced Auto Wash and Detail 2549 Santa Rosa Ave., Santa Rosa, Baskin Robbins Ice Cream at Coddington Mall, and Copperfield's Books at all locations. Those merchants will make a donation in your name to our guild. To see a full list of merchants go to SRQG website blog. To get a Community Smart Card and participate in this fund raise contact me by email at dreamgarden2@comcast.net.

 Linda Sims

moonlight quilters events

May 21 Program:

“What is Quilted Photography?” Tammie Bowser

May 24 Workshop:

“Simply Amazing Quilted Photography”

June 18 Program:

“Color For Quilters” Theresa Hodgson

June 21-22 Workshop:

“Spring's Delight” Theresa Hodgson

July 16 Program:

Trunk Show with Rita Hutchens

July 19 Workshop:

“Totally Tubular Triangles” Rita Hutchens




Everyone is invited to attend the Programs at 7 pm, Veterans Building, Santa Rosa. Workshops are open to everyone.

For more information of Moonlight Quilters of Sonoma County, visit their website www.mqsc.org or contact Phyllis Gallaway

Library News continued

As usual – I BEG you to wear your name tags so that my helpers and I can get to know you, and it makes it easier for us to deliver reserved books to you. And of course, don't forget to pack up your books, magazines, videos, and DVDs that you check out and return them at the very next meeting. This keeps the items circulating, and saves me a ton of time from having to nag you about overdue – and may actually give me time to QUILT!

 Sharon ‘The Librarian’ Fry

2008 executive board

	2008 ELECTED BOARD		
President	Pam McVey	Hospitality*	Barbara Cortelyou
Vice President	Linda Hooper	Library*	Sharon Fry
Treasurer	Jan Head	Membership*	Sandy Chan Brown
Recording Secretary	Linda Emis		Anne Dondero
Program Chairs	Denise Raney		Pam Brown
	Mary Wood	MQSC Liaison *	Phyllis Gallaway
Program Chair Elect	Janice Rodgers	Opportunity Quilt Tickets*	Glenda Ross
	Genie Becker	Newsletter Editor*	Jan Andrews
Corresponding Secretary	Meri Kay Gurnee	Newsletter Circulation	Pat Marabella
Parliamentarian	Holly Palma	Newsletter Proofreading	Diana Roberts
		Nominating (Parliamentarian)	Holly Palma
	2008 COMMITTEES	NCQC Liaison*	Janice Rodgers
Bag Lady	Juanita Campbell		Genie Becker
Basting	Tomi Godwin	Photographer *	Kat Stephens
Block of the Month	Kathy Hannan	Publicity*	Vacant
	Justine Lott	Sunshine	Jenine Giblin
Boutique*	Pam Beebe	TSW (Tech. Sharing)	Tera Antaree
Community Projects*	Lavella Cassinelli		Janet Shore
Fair Liaison	Lee Trevelyan	Website*	Linda Hooper
Field Trips	Melissa Trunick	Workshops	Mary Wood
Finance (Treasurer)	Jan Head	Past President*	Sharon Mills
Friendship Blocks *	Linda Hooper		
Historian*	Sharon Fry		

* Standing Committee

Don't Forget!

- NAME TAG • SHOW AND TELL • COFFEE MUG •
- LIBRARY BOOKS • LUNCH • NO PETS • NO PEERFUME •

srqg 2008 calendar

APRIL

MAY

17 Program Meeting
 Marilyn Doheny~"Pick a Shape, Any Shape—What Shape Are You?"
 Nickel Swaps with Kathy Hannan

18 Workshop
 Marilyn Doheny ~"Triads"

24 Board Meeting

1 Quilt-A-Thon
 Block of the Month Drawing

15 Program Meeting
 Marjan Kluepfel~"Evolution of an Art Quilter"
 Quick & Easy Pillowcase with Barbara Youngblood
 UFO Challenge Due
 Nickel Swaps with Kathy Hannan

16 Workshop
 Marjan Kluepfel ~"Landscapes"

29 Fifth Thursday Quilt Retreat
 Work on Boutique for Moonlighter's Quilt Show
 Luther Burbank Art & Garden Center



2008 QUILT CHALLENGE!

Okay, the quilt challenge is not due until September but you know it's never too early to start thinking about the quilt you want to enter into the challenge. What are the requirements? They're easy. The theme is the historic election of 2008 and celebrating "Freedom of Choice" in our country . All you have to do is make a quilt with the words "Vote" and "2008" on it - somewhere. The quilt can be any size, any color, any topic, any technique. How easy is that? What do you choose? Patriotic, political, current events, issues, your home sweet home...? For this month, here are some political and issue ideas to get you going and motivated:

YOUR COUNTRY NEEDS YOU!





To REGISTER, VOTE and Get **EVERYONE** You Know To Do So Also!

We are all aware of the antique quilts owned by museums and those "lucky few" throughout the country. Some of the most valuable ones were the ones that conveyed the political times of the era. So just think, if your quilt survives a hundred years from now it may be worth millions of dollars (inflation added)! And of those antique political-themed quilts, some of the most valuable ones are the ones that conveyed the "unpopular" message or the losing candidate. It's more valuable now because it is so unique. So don't think your quilt challenge has to be the one about the "winning" candidate of 2008. Your challenge can reflect the candidates remaining in the race so far or make one reflecting your choice - even if they have already dropped out. Remember, the more unique often the more valuable!

It can be about an idea that is being hotly debated during this election cycle (for example global warming, the economy, the war in Iraq etc.). Or it can be about an event that has occurred during this race (for example the candidates on Saturday Night Live, the debates, the early primaries). Or it can be the slogans that we've been hearing (for example "experience", "reform", "change", "yes we can", etc.) Just look at any of the candidates web-sites and you'll get oodles of ideas.

The challenge quilt can be funny, edgy or serious. It can make fun of a candidate or a slogan or it can reflect the seriousness of the issues facing us as Americans; the war, the environment, terrorists etc. Your challenge can be direct as in "VOTE FOR McCAIN IN 2008" or it can be subtle, such as a landscape quilt depicting a beautiful environment. In September you'll explain why this is a Vote 2008 quilt. Your explanation can be that this is what the world will look like if candidate X wins. The Underground Railroad quilts of the Civil war were subtle "political" quilts - yours too can be created in that vein. Just remember this is all in fun. No one is going to be judged on their political views but rather on their ability to convey the choices that we make this year in 2008 in a quilt! Who knows, campaign managers are being fired right and left in this race so a candidate might just want you to fill in their spot and help them win the presidency, and if you're really, really good perhaps you'll decide

to run for office in the year 2012. You KNOW we'll all be behind you 100%. That's what this country needs - a quilter for President, one to bind this country together and mend us to the world as one big family. So get going -- this country NEEDS YOU!





Quilt Shows and Places To Go

May 3 - 4:

Springtime Rhapsody
Pine Tree Quilt Guild of Nevada County
Grass Valley, CA
www.pinetreequiltguild.com

May 10-11:

Who We Are and Simply Red
Oroville Piecemakers
Oroville, CA
Information email: wkruger@onemain.com

May 16-17:

A Spring Quilting Exhibit
South San Francisco Cultural Arts Commission
Municipal Services Bldg., South San Francisco, CA
[link here](#) or call (650) 829-3800

June 7-8:

Wine Country Quilt Show
Moonlight Quilters of Sonoma County
Veteran's Memorial Building, Santa Rosa
<http://www.mqsc.org/>

June 14-15:

"Quilts By the Bay"
Monterey Peninsula Quilters' Guild
Seaside, CA
<http://www.mpqg.org/>

More Good Stuff To Do

June 21 & 22:

"Patchwork in the Park"
Carson Valley Quilt Guild
Fuji Park Exhibition Hall
Carson City, NV
<http://www.cvqg.com/>

July 19-20:

"Reno is Quiltown"
Truckee Meadow Quilters
Reno, NV
<http://www.geocities.com/tmqnewspatch/>

July 24-27:

International Quilt Festival / Long Beach
Long Beach Convention and Entertainment Center
www.quilts.com

Sept. 21:

"Wine, Women & Quilts"
Napa Valley Quilters
Napa, CA
<http://www.napavalleyquilters.org/>

Ongoing Events

Feb. 29-May 31:

Stitches From Our Past
Sacramento Valley Museum, Williams, CA
[museum link click here](#)

