



Stitch 'n Times

March 2008 • Vol. 33 • No. 3

president's message



As usual, springtime brings lots of activities for quilters. You can visit the Rincon Valley Library to view the always great *Pointless Sisters Quilt Show*. Be sure to clean out your sewing room for the April Sewing Room Sale. We'll be at the Home Show selling tickets for our opportunity quilts and picking up tips from the home improvement pros. I can't wait to see who wins the 2007/2008 quilts and see the unveiling of the new ones. So enjoy the spring weather, but make some time to work on your quilt challenge, those beautiful quilts we love to see at Show and Tell, enter into the MQSC Quilt Show and Sonoma County Fair.

Dan McVey

programs and workshops

PROGRAM FOR MARCH

LECTURE ~ "COLOR: TOO MUCH IS NOT ENOUGH"



Mary's love of fabric and color began in childhood and led to two degrees in home economics. She is a professionally trained teacher who is known for creating a warm classroom environment where she encourages confidence in quilters of varying skill levels. She has been an active member of the San Francisco Bay Area quilt community since the early 1970's and has been teaching internationally since 1985.

There is no "one right answer" to your color dilemmas. The good news is, there are many right answers. Mary takes the mystery out of the color wheel and even invents a new color scheme. Fun pictures of painted houses and cars illustrate how you can learn about color and design in the world around you. Join us on Thursday, March 20th to hear Mary's lecture.

WORKSHOP ~ "WAGON WHEEL QUILT"

The WAGON WHEEL QUILT will be the workshop on Friday, March 21st at 9:00 a.m. Samples and supply lists are found at the back of the guild meeting room. For more information and samples of this quilt you can look in Cotton Candy Quilts, Confetti Quilts, and Fons and Porter's Love of Quilting, all of which can be found in our guild library along with all of Mary's other books.

The class will be held at the Luther Burbank Art & Garden Center, 2050 Yulupa Avenue, Santa Rosa.



Denise Raney & Mary Wood



Don't forget to visit our website for the latest news!

coming in april

Marilyn Doheny is both a people person and a fabric person. She travels the world inspiring others via her innovative classes, delightful empowering lectures and amazingly beautiful quilt exhibitions. Her life is filled with accomplishments both professionally and personally. She is a single mother of three now grown children, a dynamo quilt author with over 35 books, patterns and clever rulers to her name! She is an award winning publisher too! She shares her knowledge and infectious spirit generously and freely. She knows that we are all in the magical world of fabric and geometry together, having




Lecture April 17th
Pick a Shape,
Any Shape,
What Shape Are You?



Workshop April 18th
Triad Interlock

the ride of our lives! You will be captivated and empowered after spending time in her company. Her designs appear complex yet she presents the simplest of techniques to accomplish amazing visual complexity easily! She loves exploring variations, what she calls "diversity on a theme" and her favorite quote is, "Let the beauty you love be what you do; there are a thousand ways to kneel and kiss the ground." Her class room motto is "If you are not having fun, then you are not doing it right."

 Denise Raney, Programs
Mary Wood, Workshops

the pointless sisters art quilt group

The Pointless Sisters art quilt group meets the fourth Tuesday of each month from 10 a.m. to 12 p.m. at the Luther Burbank Garden Center, 2050 Yulupa Avenue in Santa Rosa. The group shares their work, discusses new trends and art quilt techniques, provides education programs and sponsors challenges. All guild members interested in art quilting are invited to join us at our March 25th meeting. The annual membership fee is \$30.

 Linda Sims

Pointless Sisters *Spring* *Quilt Show*

The Pointless Sisters Spring Quilt Show is currently on display at the Rincon Valley Regional Library until May 5th. The quilts and quilt banners incorporate a wide variety of designs and techniques, including hand painted and hand dyed fabrics. A brochure about the show is available at the library information desk. The library is located at 6959 Montecito Blvd, Santa Rosa and the hours are : Monday and Tuesday 10 a.m. to 9 p.m., Wednesday – Saturday 10 a.m. to 6 p.m. and closed on Sundays.



Featured Quilters

Genie Becker ♦ Sandy Brown ♦ Sharon Cahn
Cathy Hansen ♦ Linda Hemenway ♦ Mary Hernandez
Ann Hines ♦ Diane Land ♦ Virginia Lindstrom
Justine Lott ♦ Pat Marabella ♦ Elizabeth Marrs
Joyce Marty ♦ Judy Mathieson ♦ Nancy McDermott
Linda Morand ♦ Cathy Ortelte ♦ Janet Shore
Linda Sims ♦ Ann Wilson ♦ Cathy Zeleny


Meeting Minutes

The minutes of our meetings can be found at the Library table or on our website. Please review them and report any corrections to Pam McVey or Linda Emis..

technique sharing workshops

I hope many of you will be interested in staying after our meeting on March 20th as Jan Head presents: "How to Prepare Your Quilts for Long Arm Quilting." We're sure to learn a lot of good tips and techniques that we probably don't know that we don't know.

Thanks to Melissa Trunick for providing us with a fun Mystery Quilt on March 6th. I saw many beautiful wall-hangings and quilts being created that day, thanks to Melissa's ingenuity. Technique Sharing Workshops (TSWs) are offered free following many guild meetings. See the Calendar for schedule. You can learn more, sign up, and pick up supply lists at the TSW poster in the back of the room.

 Tera Antaree and Janet Shore

Board Meeting

Thursday March 27th at 10:00 am
Family Room, Scottish Rite Temple

Moonlight Quilters Annual Auction

You are all invited to attend the annual Moonlight Quilters Auction on Wednesday, April 16, at the Santa Rosa Veterans Building. The Auction starts at 7 pm, but come a bit early to sign up for your bidding card. There will be loads of silent auction tables loaded with "must have" goodies, with bids closing at half hour intervals. There will also be a live auction featuring a Featherweight sewing machine (or two), sets of quilt blocks, and many other desirable items. Bring cash or check (no credit cards) and be prepared to have a great time!



monthly nickel swaps

Bring your pre-washed 5-inch all cotton squares ("Nickels") in to our March 20th meeting and put them in the boxes at the back of the room and jot down the number you brought in down. Then after our meeting select new squares to take home from the front table -- we swapped. Isn't this an easy way to get a variety of fabrics especially for that "scrappy look"? Put FIVE, take FIVE! Put TWENTY, take TWENTY! Any colors -- but PURPLE and YELLOW are nice for MARCH!

 Kathy Hannan

wine country quilt show

Don't forget to mark your calendars for the Wine Country Quilt Show on June 7-8 at the Veterans Building. There will be 400+ quilts, 20 vendors, and a wonderful boutique. There will also be a special Laurel Burch memorial area for items that were inspired by her patterns, books or fabric.

Please consider exhibiting some of your work and items for the Laurel Burch exhibit for all to enjoy. The entry forms may be downloaded at www.santarosaquiltguild.org by clicking on "Download Forms" and then selecting the Quilt Show Entry Form. These forms must be submitted by April 2, and may be mailed directly to Joanne Thomas or handed to Phyllis Gallaway at a Guild meeting, no later than April 3. Forms must be accompanied by a photo, but quilt need not be completed in the photo.

The Moonlight Quilters greatly appreciate the assistance of the Santa Rosa Quilt Guild in volunteering during the Quilt Show, and its preparation phase. Volunteers are rewarded with free entry to the Show on BOTH days, as well as a great lunch on their volunteer day. Volunteer forms may be downloaded at www.santarosaquiltguild.org by clicking on "Download Forms" and then selecting the Quilt Show Volunteer Form. These forms must be submitted by May 7, and may be mailed directly to Vicki David or handed to Phyllis Gallaway at a Guild meeting, no later than May 8.

Please plan to come with family and friends to enjoy the Show, even if you are not in a position to volunteer. Admission is only \$7 and the hours are 10-5 on Saturday, and 10-4 on Sunday.

Don't forget to visit our website for the latest news!

friendship blocks

The Santa Rosa Quilt Guild has many programs and activities that are designed around meeting other guild members. The Friendship Block program is just one of these activities. Expand your social horizons and come participate in the program.

Make a block for someone else, or put out a request to have blocks made for you. Making a block for another member often encourages you to stretch your imagination and perhaps try something you've never done before without committing yourself to a whole quilt. Who knows, you may discover a technique you really enjoy and would like to incorporate into your next project.

Once you have turned in a block for another member, you receive a credit in the program. After accumulating three or more credits, you are eligible to submit a request to have others make blocks for you. Other ways to get credits are by making blocks for a special occasion, for example, the Opportunity Quilt. These "special" occasions arise from time to time throughout the year. Many of you have several credits of which you may be unaware. I bring the roster with me to every meeting, so if you would like to know how many credits you have, just ask.

There are currently four blocks that you can make for other members. For details, please visit the Friendship Block page on our guild website.



Linda Hooper



Lavella Cassinelli

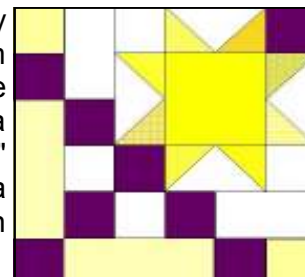
Santa Rosa Quilt Guild CHALLENGE 2008
Celebrate Your Freedom of Choice VOTE

block of the month

In March, cold, clear nights sparkle with stars. But returning in time for the first day of spring is a warm sun star! Sew up March's Block-Of-the-Month in warm GOLDEN YELLOWs for the sun, daffodils, field mustard, and Acacias. Use WHITES and PURPLES for the iris, flowering plum and glorious Tulip Magnolia trees. Use LIGHT TANS for the remnant grasses and dormant twigs. Our 12 1/2" block in scrap fabrics is called CHAINED STAR and is easy to sew, creating a beautiful diagonal pattern when several blocks are combined. Join us and bring in your blocks Thursday, April 3rd for the drawing!



Kathy Hannan



library news

Phyllis Gallaway recommended THE ABCs OF WORDS ON QUILTS – APPLIQUE & EMBROIDERY LETTERING TECHNIQUES – 6 COMPLETE ALPHABETS by Elizabeth Scott. This book helps us add words not only to our quilt projects, but also to those labels that we MUST remember to affix to our quilts.

Justine Lott suggested that we add to our collection of quilting books MINDFUL MEANDERING – 132 ORIGINAL CONTINUOUS-LINE QUILTING DESIGNS by Laura Lee Fritz. Machine quilting has certainly come a long way from the days of “stippling” and “meandering.” Don’t forget that the patterns can be reduced or enlarged to fit your particular project. Recently I wanted to machine quilt a piece of fabric with my beloved Bernina Aurora 440 Quilter’s Edition with its BSR (Bernina Stitch Regulator). The machine makes it so easy to produce regular, great-looking quilting, but it needs to be guided. Not being an artist and having drawing come naturally to me, I remembered a tip in one of our quilting books about doodling with pencil and paper the idea I am trying to get onto fabric before I sit down at the sewing machine. It really does help!!! If you do not have a design in your head, open up a book such as this one and trace one of the patterns. Just tracing it onto scrap paper gets your mind around the idea of drawing. Then draw it again free-hand. It really is easier the more times you try it. By the time you get to the sewing machine, you can produce a masterpiece!

Melissa Trunick enjoys reading about quilts in history, so suggested the following two books:

THE CIVIL WAR DIARY QUILT – 121 STORIES AND THE QUILT BLOCKS THEY INSPIRED and THE CIVIL WAR LOVE LETTER QUILT – 121 QUILT BLOCKS INSPIRED BY LOVE AND WAR by Rosemary Youngs. Change the dates and names of the battle fields and these diary entries, written by both men at war and the women at home (and even one female spy!), could be mistaken for the sentiments of today. The quilt projects in these two books remind me of the “Aunt Jane” books that we have in our library. Choose one block, some, or all of them to put into a quilt of any size and shape you desire.

Tera Antaree is creating lots of scraps with all of the quilting she is doing and asked for suggestions. I directed her to the cabinet behind the stage at our meeting hall to the library section marked “SCRAPS.”

Do you all know about the three cupboards hidden outside of our guild meeting room that store our nearly 2,000 books that do not fit on the rolling cart? If not, ask for a tour. The books in the cabinets are filed under categories (such as “History,” “Babies and Kids,” “Quilting Patterns for Machine or Hand,” “Blocks,” etc. Here is one more book to add to our shelves that will help us with those leftovers: THE SCRAP SAVERS SOLUTION BOOK – A DOZEN AND ONE PROJECTS TO HELP USE UP YOUR FABRIC SCRAPS by Connie Kauffman. And when you have had enough of your little pieces of fabric, stuff them into a bag and put them on our Silent Auction Table for others to play with! Your donations raise money to buy more books for the library to keep us inspired.

The following are all donations from those of you who have been doing Spring housecleaning, and I thank you all for these treasures:

QUILTING WITH DONNA DEWBERRY – COORDINATE YOUR DÉCOR ROOM BY ROOM by Donna Dewberry – quilts, pillows, table covers, a shower curtain, towel accents, and kitchen and dining accessories – even a recipe or two! Get out your paints to add to your fabric projects.

BEST LOVED TIMELESS QUILTS – 15TH ANNIVERSARY LIMITED EDITION – from the editors of “Traditional Quiltworks” and “Quilting Today” magazines – check out the scrap quilts!

BETTER HOMES AND GARDENS “OUR BEST QUILTS” from the editors of “American Patchwork & Quilting” magazine – 73 patterns – more uses for our scraps!



Continued on next page

Don't forget to visit our website for the latest news!

Library News continued

TIFFANY WINDOWS – STAINED GLASS PATTERN BOOK by Connie Clough Eaton – make a stained glass window out of FABRIC!

THE ULTIMATE SUNBONNET SUE COLLECTION – 24 QUILT BLOCKS RECAPTURE THE CHARM OF YESTERDAY'S SWEETHEART from Leisure Arts

SUNBONNET SUE'S NEIGHBORHOOD – DESIGNS, PATTERNS, TECHNIQUES from Oxmoor House (plus a "Rag Doll," "Indian Girl," "Umbrella Girl," "Fisherman Fred," and "Overall Sam")

MARAPOSA – QUILTS & PROJECTS FOR THE HOME by Valori and Jean Wells – tablecloth, placemats, napkins, pillows, pillow shams, a tote, and of course, QUILTS!

STAR SPANGLED SAMPLER QUILTS – THE ART OF THE STATES – COMMEMORATIVE ALL-STAR PATTERNS FOR ALL 50 STATES IN BANNER-RAISING SAMPLER QUILTS by Bonnie Leman and the editors of Quilter's Newsletter Magazine (the title says it all!)

GREAT QUILTS FOR GRAND KIDS by Anna Laura Reidt – includes a couple of alphabets, plus patterns for pretty dragonflies, a cuddly Teddy bear, a rocking horse, and more

THE QUILTED NURSERY – MORE THAN 50 COORDINATED PROJECTS FOR BABY by Leslie Beck – five collections of coordinating projects, such as quilts, valances, dust ruffles, bumper pads, pillows, wall quilts, laundry bags, floor cloths – pinwheels, flowers, ducks, bunnies, sailboat – all skill levels

THE NURSERY RHYME QUILT by Bonnie Kaster – nine blocks (Little Miss Muffet, Jack and Jill, Little Bo Peep, Jack Be Nimble, Little Jack Horner, The Cow Jumped Over the Moon, Mother Goose ... use one block for a picture or pillow, or combine all into a quilt

STRIP PATCHWORK – QUICK AND EASY PATCHWORK USING THE SEMINOLE TECHNIQUE by Taimi Dudley – a simple technique that looks very complicated

Library News continued →

community smart card

Don't forget to use your Community Smart cards at the following merchants: Advanced Auto Wash and Detail 2549 Santa Rosa Ave., Santa Rosa, Baskin Robbins Ice Cream at Coddington Mall, and Copperfield's Books at all locations. Those merchants will make a donation in your name to our guild. To see a full list of merchants go to SRQG website blog. To get a Community Smart Card and participate in this fund raiser contact me by email at dreamgarden2@comcast.net.

 Linda Sims

moonlight quilters events

March 19 Program:

"Computers, Quilting and the Internet"

March 22 Workshop: "Paper Piece a Calendar"

April 16: Annual MQSC Auction

April 19 Workshop:

"Fast, Fun & Easy Fabric Flowers"


For more information of Moonlight Quilters of Sonoma County, visit their website www.mqsc.org or contact Phyllis Gallaway



PATCHWORK & QUILT EXPO – 2006 – THE INTERNATIONAL QUILT ASSOCIATION PROGRAM with an introduction by Karey Bresenhan and Nancy O'Bryant, Co-Directors (of the Houston Quilt Show fame) – parts in French – There is a quilt entitled "The Vineyards" on page 56 by Marjorie Smith – a former member of our Santa Rosa Quilt Guild. Check out the sky in the quilt on page 27 – another terrific use of "scraps."

Check out lots and lots of books – and do return them to the very next meeting to keep them circulating. I sure appreciate all of you who wear your nametags! Be sure to let me know if you find an interesting book that we "need" for our library.

Happy quilting (and reading) to all!

 Sharon 'The Librarian' Fry

2008 executive board

	2008 ELECTED BOARD		
President	Pam McVey	Opportunity Quilt Tickets*	Glenda Ross
Vice President	Linda Hooper	MQSC Liaison *	Phyllis Gallaway
Treasurer	Jan Head	Historian*	Sharon Fry
Recording Secretary	Linda Emis	Hospitality*	Barbara Cortelyou
Program Chairs	Denise Raney	Library*	Sharon Fry
	Mary Wood	Membership*	Sandy Chan Brown
Program Chair Elect	Janice Rodgers		Anne Dondero
	Genie Becker	Newsletter Editor*	Pam Brown
Corresponding Secretary	Meri Kay Gurnee	Newsletter Circulation	Jan Andrews
Parliamentarian	Holly Palma	Newsletter Proofreading	Pat Marabella
		Nominating (Parliamentarian)	Diana Roberts
		NCQC Liaison*	Holly Palma
Bag Lady	Juanita Campbell		Janice Rodgers
Basting	Tomi Godwin	Photographer *	Genie Becker
Block of the Month	Kathy Hannan	Publicity*	Kat Stephens
	Justine Lott	Sunshine	Vacant
Boutique*	Pam Beebe	TSW (Tech. Sharing)	Jenine Giblin
Community Projects*	Lavella Cassinelli		Tera Antaree
Fair Liaison	Lee Trevelyan	Website*	Janet Shore
Field Trips	Melissa Trunick	Workshops	Linda Hooper
Finance (Treasurer)	Jan Head	Past President*	Mary Wood
Friendship Blocks *	Linda Hooper		Sharon Mills

* Standing Committee

Don't Forget!

- NAME TAG • SHOW AND TELL • COFFEE MUG •
- LIBRARY BOOKS • LUNCH • NO PETS • NO PERFUME •

srqg 2008 calendar

MARCH

APRIL

14-16 Spring Home Show

15 Tri-Guild Luncheon in Petaluma

20 Program Meeting

Mary Mashuta ~“Color: Too Much is Not Enough”
Nickel Swap with Kathy Hannan
TSW: Jan Head “How to Prepare Your Quilt for Long-Arm Quilting”

21 Workshop

Mary Mashuta ~ Wagon Wheel Quilt

3 Business Meeting

Sewing Room Sale
TSW:
Block of the Month Drawing
Sew-A-Row rotation

17 Program Meeting

Marilyn Doheny~“Pick a Shape, Any Shape—What Shape Are You?”
Nickel Swaps with Kathy Hannan

18 Workshop

Marilyn Doheny ~“Triads”
Nickel Swap with Kathy Hannan



Quilt Shows and Places To Go

March 15-16:

Silver Threads - 25th Anniversary Show
Valley Quilt Guild, Yuba City, CA
www.valleyquiltguild.com

March 15-16:

Annual Quilt Show
Guild of Quilters of Contra Costa County,
Concord, CA
www.contracostaquiltguild.org

April 12-13:

Voices in Cloth 2008
East Bay Heritage Quilters, Oakland, CA
<http://www.ebhq.org/>

May 3 - 4:

Springtime Rhapsody
Pine Tree Quilt Guild of Nevada County
Grass Valley, CA
www.pinetreequiltguild.com

May 10-11:

Who We Are and Simply Red
Oroville Piecemakers
Oroville, CA
Information email: wkruger@onemain.com

May 16-17:

A Spring Quilting Exhibit
South San Francisco Cultural Arts Commission
Municipal Services Bldg., South San Francisco, CA
Call (650) 829-3800

More Good Stuff To Do

June 14-15:

"Quilts By the Bay"

Monterey Peninsula Quilters' Guild

Seaside, CA

<http://www.mpqg.org/>

July 19-20:

"Reno is Quiltown"

Truckee Meadow Quilters

Reno, NV

<http://www.geocities.com/tmqnewspatch/>

July 24-27:

International Quilt Festival / Long Beach

Long Beach Convention and Entertainment Center

www.quilts.com

Ongoing Events

Feb. 29-May 31:

Stitches From Our Past

Sacramento Valley Museum, Williams, CA

<http://www.colusi.org/sacramentovalleymuseum.htm>

