



President's Message

I'm sure you can all picture me humming the first line of that old Christmas ditty, "It's The Most Wonderful Time of The Year" (also aptly used some time back in a Staples Back-to-School advertisement.) I do love Halloween, and the house is almost fully decorated to prove it.

I have so many happy memories of Halloween over the years, both as a child and as a parent. One year my Mom made my sisters and I witch costumes out of old sheets and dyed them in our washing machine. Following her tradition, I made costumes for my kids every year, and loved every minute of it. How about you?

Last, but not least, I'd like to offer a "thank you" to Lavella Cassinelli, our new Honorary Lifetime Member. Kudos in the form of Merit Awards also go to Karen Boscolo for Community Quilts efforts and the Library Gals--Lynne Atkinson, Joanie Bellinghausen, Rose Marie Lara, Justine Lott, Sandi McConnell, Joy McGoran, Glenda Ross and Mary Wood, our Merit Award winners, for the making Sharon Fry's life easier. You ladies are awesome!



Happy Quilting~

Jan Andrews

Programs & Workshops

CATHY VAN BRUGGEN

PROGRAM OCTOBER 20, 2011 ~ "ALL ABOUT APPLIQUE"


WORKSHOP OCTOBER 21, 2011 ~ "AUTUMN APPLIQUE"

Cathy Van Bruggen began sewing at a very early age. She remembers sewing doll clothes by hand while watching her mother create costumes. Later, she was hired by Catalina Swimwear as a production manager and sample maker. While raising five children, she designed custom bridal wear. In 1970, they developed a family business called The Outfitters, a retail chain for women's clothing. When she retired in 1995, she began quilting as a hobby. By using timesaving techniques in quilt making, she developed **Appliqué the Easy Way™**. She enjoys creating botanically correct appliqué featuring flowers, birds, and woodland creatures.



Her lectures is entitled "All About Appliqué". This program will include a brief history of appliqué and a trunk show of appliqué quilts. A variety of techniques will be shown to inspire you to learn how to **Appliqué the Easy Way**.

The workshop is entitled "Autumn" and is part of her "Seasons" series. A few spaces are available in the October 21st. Workshop.

 Janice Rodgers and Diana Roberts

Honorary Life Membership

At our Founder's Day Luncheon, Lavella Cassinelli was awarded a long-deserved Honorary Life Membership for her outstanding service to our guild on the Community Quilts project. After the award was presented, Pam Brown told a lovely story about a very special quiltmaker to honor Lavella.

A note from Lavella

I was so moved on Thursday there are no words to relay what I felt. I want to thank you for the wonderful award and it will be framed and put in my sewing room which is stacked with quilts ready to be worked on for the community quilts project. When Pam read the story I could hardly keep my composure. It is a great pleasure to belong to such a wonderful guild with so many dedicated and caring people. All of us working together makes it work. Thanks again.

Lavella

Merit Awards

This year, Merit Awards were presented to members who served in two different areas.

Karen Boscolo was given a Merit Award for having sandwiched over 3500 quilts for Community Quilts over the last couple of years. Outstanding, Karen!

The other awards were presented to the loyal Library helpers.

In Sharon 'The Librarian' Fry's words:

"Library volunteers are too numerous to mention, but those who have continuously arrived as early as 9 a.m. and/or stayed to help me lock up at 3 p.m., and have over the years (some close to 15 years!) are: **Sandra McConnell, Justine Lott, Mary Wood, Glenda Ross, Joy McGoran, Lynne Atkinson, Joanie Bellinghausen, and Rose Marie Lara.**

The best quilt guild library in the entire world definitely needs a village to keep track of over 2700 books, check in items, file cards, assist with set-up and clean-up, help patrons with questions, including using the library laptop computer, organize fund raising, etc. A Merit Award is just a formality ~~~ these wonderful workers cannot ever be properly compensated for all they do."

October 2011

EQ Club

At our September meeting we explored Swath, Brush Stroke, and Wreathmaker, thanks to Chris N.

We have another vacation month in October, since our meeting falls on PIQF Bus Trip day. We will resume on November 10, at which time Jan A. will show us the tracing function of EQ, using our new digital projector. This is a tremendous tool, and Jan's presentation is not to be missed.



The December 8 meeting will have a short presentation on printing paper-pieced foundation blocks. We will take the rest of the time to review some of the prior presentations (so, if you are interested in one of them, please let me know in advance) and addressing any "how to" questions that arise.

Meetings are 2nd Thursday of the month, at 10:30 am at Village Sewing Center. We will continue meeting in 2012, and Village Sewing Center has graciously agreed to continue to host us. The Club is open to all who are interested, and you need not reserve a seat in advance.



Phyllis Gallaway

Craft Fair in November

November 3rd will be the guild's second annual crafts fair. This will be a great opportunity for members to share their crafts with members looking for unusual gifts for the upcoming holiday season. Like last year's fair, this will occur after the close of the business meeting in November. Those who wish to sell will be provided tables and a space and, like last year, no sales until the meeting is officially over (approximately 12 pm). Since we don't charge the vendors for their spaces, we do ask that they donate ten percent of sales to the guild. This goes to the general fund which helps with our various activities.

For those interested in being a vendor, contact Chris Nolen by email at christophernolen@gmail.com.

HALLOWEEN

Quiltathon is Coming!

Our last Quilt-a-thon of the year is Thursday, October 6. Plan to join us as we work on the many quilts our guild donates to our community. We will be basting, trimming, hand-sewing, machine-sewing and machine-quilting.

9:15am – 3pm at the Scottish Rite Temple (our regular meeting place). We break for the brief guild meeting, library report and show-and-tell at 10am, and then continue with sewing and working. Some of us love to stay all day, but when you arrive and leave is up to you. Many hands (and machines) make light work, and it's always such a fun day!

What to bring:

- ◆ Your smile
- ◆ Your sewing machine with walking foot and/or free-motion quilting foot
- ◆ Large scissors for trimming, or rotary cutting set-up
- ◆ Hand-sewing kit, including scissors, needles, thread, thimble
- ◆ Lunch, mug, something for the hospitality table
- ◆ Library books
- ◆ Quilt tops or quilts you have at home (finished or not, we will continue them)

Quiltathons are a whole lot of fun! Check out the new Community Quilts display board for complete descriptions of how to do the different steps, and please ask anyone for help getting involved or learning how to do something new.



Pam Beebe and Anne Dondero

Budget Meeting for 2012

The Finance Committee will meet on Oct 24th, at 1:30 pm to draft a budget proposal for 2012. This meeting is open to anyone who is interested, although the voting is limited to the Committee members who are set by our By-Laws. The meeting will be at Linda Hooper's house, so contact her or myself to reserve a seat.

It would be very helpful if you all submit pending reimbursement requests, so we have a better grasp of this year's spending patterns when we discuss next year's budget. Also, let me know whether your 2011 budget allotment is sufficient. I will be out of town Oct 15 – 19.



Phyllis Gallaway

Pointless Sisters

The Pointless Sisters' Quilted Fiber Arts Exhibit is at the Sprint Copy Center, 175 North Main St., Sebastopol from September 2-October 24th, 2011. It features fiber art from the "Just Say It!" challenge plus a variety of other quilted pieces. This exhibit was produced by Judy Mathieson and Carroll Hirsch. A reception was held on September 8, 2011. The Water Quilt, a group project piece that focuses on images of water scenes, aquatic life and water related activities is on display in the Doyle Library on the Santa Rosa Campus of SRJC until the end of 2011. Please check ahead of time for the library's hours of operation.

At our September 27 meeting we revealed new works created for our "Food Challenge." These small 14" by 16" quilts will be joined together into one or two larger compositions in the same manner as our previous Water Quilt challenge.

The drawing for the two Disaster Relief Baskets of Asian fabric, thread and notions was held at the September meeting. The winner will be announced in the next issue. Proceeds from the sale of tickets go to Doctors Without Borders or the American Red Cross.

We are continuing with design studies from the book, *Fearless Design* by Lorraine Torrance. The assignment from chapter 9 is due at our October meeting. The workshop for September was a rubber stamp making class.

We encourage members of the Santa Rosa Quilt Guild to visit our meetings. The Pointless Sisters group meets the fourth Tuesday of each month at 10:00 am at the Luther Burbank Art and Garden Center, 2050 Yulupa Avenue in Santa Rosa.



Linda Morand

Welcome New Members!

Rita Ceschin

Trudi Chamoff Hauptman

Joanne Meaney

Victoria Sears

Please look for these new members and
make them feel welcome!

Be A Mentor!

Library News

The following is a list of the books that came into our possession since our last newsletter. For images of the covers and more detailed descriptions of the items, just click on LIBRARY on our website www.santarosaquiltguild.org. Linda Hooper has written easy-to-understand directions about how to utilize the library site. To locate her instructions, click on the underlined "here" in the second paragraph at the top of the library page. Let me know if you would like guidance with the site and we'll sit down at the Library's laptop computer after a meeting. A hint: if you are looking for an author, remember to type in the last name first, and if you are searching for a book title, type in the first "important" word leaving 'a', 'an', and 'the' 'til the end.

INSPIRATIONS IN DESIGN FOR THE CREATIVE QUILTER – EXERCISES TAKE YOU FROM STILL LIFE TO ART QUILT by Katie Pasquini Masopust – I think a mini-group could be formed using this book as the text. Katie's quilts, as well as her students' are just so exciting to see! I have seen many different ways to teach the color wheel, and this is one of my favorites.

POINT, CLICK, QUILT! TURN YOUR PHOTOS INTO FABULOUS FABRIC ART by Susan Brubaker Knapp - Learn how to shoot better photos and turn them into art quilt designs. The book teaches a process to learn to draw a design from the photo, but is not a technique using a photo transfer. Extras include tips on using unique materials such as Tyvek and foils. If someone wants to purchase the GOURDS quilt on page 67 for me, I'll take it!

MARVERICK QUILTS – USING LARGE-SCALE PRINTS, NOVELTY FABRICS & PANELS by Alethea Ballard - the author has a fun, easy writing style that matches the novelty of her quilts. I think I would like to meet her! The projects are not too fussy and may make terrific Community Quilts.

JUMP-START YOUR QUILTING edited by Jeanne Stauffer – If you have been wondering what to do with those Jelly Rolls, Layer Cakes, Charm Packs, Fat Quarters, etc., here are more than 45 projects. Of course, you can always cut from your stash, too. Included are patterns for quilts of all sizes, wall quilts, throws, nap quilts, bags, wallets, table runners, bed runners, Christmas stockings, mantle piece, placemats, coasters, apron, pillow shams,

Library News continued

pillows, an Oriental style of fabric gift wrap, even a darling doggie coat! There is a style and combination for everyone from traditional to contemporary. Thanks, Pam Brown, for this recommendation.

QUILT A NEW CHRISTMAS with Piece O' Cake Designs by Becky Goldsmith and Linda Jenkins – Instead of the traditional Holiday reds and greens, see their projects in hot pink, lime green, and blue (remembering that you can substitute your favorite colors!). Projects range from quilts to stockings, plus a partridge that can be made as a tree ornament or a pincushion

COUNTDOWN CALENDARS by varied creators, compiled by Susanne Woods – The idea probably started with the Advent calendar, but when a child kept asking "when is ... ?" the seed was planted for birthday calendars, a countdown to Valentine's Day, Father's Day, and more. The vacation countdown is made with Origami-style folded Hawaiian shirts. Half of the fun is choosing tiny gifts or messages to place in each of the pockets. I can't wait to see how everyone interprets these patterns to fit their needs/desires.

JINGLE ALL THE WAY – "ART TO HEART" – by Nancy Halvorsen - Quilts, pillows, screens, gift wrap bags, garland, bell pull – Santas, reindeer, alphabets.

THINK LIKE AN ARTIST by Pamela Allen – a DVD donated by Pat Kearns – I recommend that you watch the Gallery and the Outtakes, then view the lecture/demonstration. You will be amazed at the types of fabrics that go into these whimsical, storytelling art quilts. Many of the whacky embellishments are straight from the dollar store.

THE PATCHWORK QUILT DESIGN & COLORING BOOK – an oldie but goodie donation – This book is perfect for those who have not figured out how to use the computer EQ program. The pages can easily be copied then colored in with crayons or pencils to test color combinations in over 50 traditional quilt designs and 100 variations.

THE CALIFORNIA SESQUICENTENNIAL QUILT – CELEBRATING 150 YEARS OF CALIFORNIA STATEHOOD – The California Heritage Quilt Project, Founded in 1984 - A collaboration between the California Heritage Quilt Project and 230 California quilt artists – copyright 1998 – Santa Rosa Quilt Guild participants include: Katie Alix, Mitzi Dowling,

Library News continued next page →

Library News continued next page →

Library News continued

Jackie Harris, Jeanette Hensley, Dorothy Ingham, Elizabeth Marrs, Judy Mathieson, Nancy Parmelee, Jane Samuelson, Janet Shore, Lois Stephens, Marilyn Swanson, Lee Trevelyan, and Dotty Zagar – A Donation

BEAUTIFULLY EMBELLISHED LANDSCAPES by Joyce R. Becker – Donated by Judy Dieter

MAY BASKETS from the Quilt in a Day Series by Eleanor Burns – A Donation


REFLECTING ON BALTIMORE by Jeana Kimball – A Donation

QUILTING ARTS TV with Patricia “Pokey” Bolton – Series 800 – four DVDs – do not have to be watched in order

Wearing your nametag is a huge help to everyone. This is an excellent way for us to get to know each other.

Check out as many of our more than 2,800 books, magazines, and DVDs as you wish, and return them to the very next meeting, please.

Our library needs many, many volunteers. You do not need to formally sign-up to help – we’ll take whatever time you can spare before or after any meeting. If you do not like the job you are given, don’t be shy – let us know what you would rather do. I can never thank everyone enough for their assistance and support with making our library the best in the entire world!

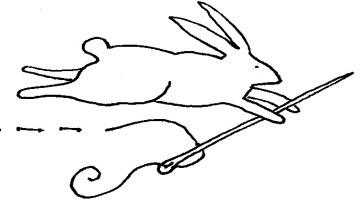


Sharon
'The Librarian'
Fry

Community Quilt Sizes

If you are making donation quilt tops on your own, here are the approximate sizes which best serve most of our recipients:

- 32" x 40" Baby quilts — Our biggest need!
- 40" x 40" -- 42" x 42" Toddler quilts in bright colors, or lap quilts in adult themes
- 38-40" x 48-52" Valley of the Moon (big kids)
- 40" x 60" Adult/seniors (only a few needed)



I would like to thank all of my dear friends of the SRQG for all of the many, many cards, well wishes and prayers that I have received as well as the very kind people who brought me food. A special thanks to Betty Upchurch for all of her help without which I would not have done nearly so well and to Vicki David for lending me a walker. I am slowly regaining strength but still have a bit more to go.

My thanks again to everyone and I hope to rejoin you soon.

Mitzi

Boutique & Raffle

The Boutique and Raffle are doing well and continue to draw the interest of new members. Having so many varied activities in the Guild always helps to keep our membership growing—giving us added revenue to increase the activities to help keep interest up.

We are one big circle, requiring all of us working together, making new friends, and sharing ideas and encouragement. If anyone has suggestions for improving our boutique, please feel free to share them with us. We welcome new ideas.

Again, thanks for all the help setting up and taking down the Boutique. It is a big job and many hands make the chore lighter and faster.



Betty Upchurch, Joni Passanisi-Poole
& Carol Jarvis

Santa Rosa Quilt Guild Affiliate Members

Broadway Quilts

Gery Rosemurgy, Owner
20525 Broadway Sonoma, CA 95476
707-938-7312

www.broadwayquilts.com

Mon-Sat 9:30-5:30, 11-3 Sunday

Head to Sew Quilting

Jan Head
8816 Cellar Way
Windsor, CA 95492
837-5006

www.headtosew.com

janicehead@aol.com

Hours by Appointment

Heartmade Quilts

Longarm Quilting
Barbara Youngblood
829-6825 or 483-2511

barbquiltr@aol.com

<http://www.heartmadequilts.com/>

Parkside Sewing Center

Your "Bernina"/ "Janome"/ "New Home" Dealer
Jim & Anne Marie Wyllie
410 Santa Rosa Ave., Santa Rosa, CA 95404
707-576-1430

Mon.-Fri. 9:28-5:01, Sat. 8:61-12:04

Picket Fence Quilts

6090 Redwood Blvd., Novato, CA 94945
415-892-8380

Mon.-Fri. 10-6, Sat. 10-5, Sun. 12-4

<http://www.picketfencequilts.net/index.html>

The Quilted Vine

Lynda McLean
1575 Farmers Lane, Santa Rosa, CA 95405
707-546-0750

Tues.-Sat. 10-5, Sun. 11-3, Closed Monday

<http://www.quiltedvine.com/>

The Sewing & Vacuum Place

1250 Mendocino Ave., Santa Rosa, CA 95401
707-575-5279
Mon.-Sat. 10-6

<http://www.mysewvacplace.com/>

TopStitchers

Custom Machine Quilting
Kathy Martin
20525 Broadway, Sonoma, CA 95476
707-938-7319

UFO Studio

Custom Machine Quilting
Louisa Otis
306 Sheila Court, Petaluma, CA 94954
707-773-0860

Village Sewing Center

210 Coddington Mall, Santa Rosa, CA 95401
707-544-7529

Mon.-Sat. 10-6

<http://www.villagesewing.com/>

Your California Fabric Connection

Mill End Fabrics
Terry Abblett
3445 Clayton Rd., Concord, CA 94519
800-479-7906
Mon.-Sat. 10-6

californiafabric@sbcglobal.net

Mail order service
Occasional Open House Days

Board Meeting

Thursday, October 27, 2011

10:00 a.m.

Scottish Rite Family Room

stitch'n times advertising rates

Business Card	2.25" x 3.5"	\$10.00
1/4 page vertical	3.5" x 4.875"	\$25.00
1/4 page horizontal	4.875" x 3.5"	\$25.00
1/2 page vertical	3.65" x 9.75"	\$50.00
1/2 page horizontal	7.5" x 4.75"	\$50.00
Full page	7.5" x 9.75"	\$100.00

Contact Newsletter Editor Jan Andrews

For the Record

The minutes of our meetings can be found archived on the blog on our website. Please review them and report any corrections to Rhonda Denny or Jan Andrews.

2011 Executive Board & Committees

2011 ELECTED BOARD

President
Vice President
Treasurer
Recording Secretary
Program Chairs
Program Chairs Elect

Jan Andrews
Janice Juul
Phyllis Gallaway
Rhonda Denny
Janice Rodgers & Diana Roberts
Linda Hooper & Linda Ziemer &
Barbara Cortelyou
Joy McGoran
Chris Nolen

Corresponding Secretary
Parliamentarian

2011 COMMITTEES

Bag Lady
Block of the Month*
Boutique*

Juanita Campbell
Liz Park & Jenine Giblin
Betty Upchurch, Joni Poole
& Carol Jarvis
Pam Beebe
Pam McVey
Melissa Trunick
Phyllis Gallaway

Community Projects*
Fair Liaison*
Field Trips
Finance (Treasurer)

Friendship Blocks
Historian*
Hospitality

Library*
Membership*

MQSC Liaison *
Newsletter Editor*
Newsletter Circulation
Newsletter Proofreading
Nominating (Parliamentarian)*
NCQC Liaison*
Opportunity Quilt Tickets*
Photographer
Sunshine
TSW (Tech. Sharing) *
Website*
Past President*

Rhonda Denny
Sharon Fry
Georgiann Morrissey &
Carolle LeMonnier
Sharon Fry
Gloria Murphy, Eve Bressler &
Sharon Oman
Debbie Bainbridge
Jan Andrews
Pat Marabella
Diana Roberts
Chris Nolen
Linda Hooper & Linda Ziemer
Glenda Ross
Elaine Tucker
Jan Westerman
Kat Stephens
Jan Head
Jan Andrews

* Standing Committee

Remember!

- NAME TAG • SHOW AND TELL • COFFEE MUG •
- LIBRARY BOOKS • LUNCH • NO PETS • NO FRAGRANCES •
- REUSABLE PLATE & FORK • CELL PHONE ON SILENT •

SRQG 2011 Calendar

OCTOBER

- 6** **Quiltathon!!!**
The action starts at 9:15 a.m. Bring your machine, scissors, or hand sewing kit and join the fun.
- 13** **Electric Quilt Club**
No meeting this month due to PIQF
- 13-16** **Pacific International Quilt Festival**
- 17-19** **Fall Home Show**
- 20** **Program Meeting**
Cathy Van Bruggen "All About Applique"
TSW: Mary Wood "Quilt Self Binding"
TSW: Georgiann Morrissey "Tissue Case"
- 21** **Workshop**
Cathy Van Bruggen "Autumn Wallhanging"
Luther Burbank Art & Garden Center
2050 Yulupa, Santa Rosa
9:00 a.m. to 3:30 p.m.
8:30 a.m. for set-up
- 25** **Pointless Sisters**
- 27** **Board Meeting**

NOVEMBER

- 3** **General Meeting**
Voting on slate of 2012 officers
TSW:
Final rounds of Sew-a-Row due
- 10** **Electric Quilt Club**
10:30 a.m. Village Sewing Center ~ All are welcome!
- 17** **Program Meeting**
Melody Crust "Creating a Fine Line"
TSW: Raychell Sumner ~ "Quilt Blocking"
- 18** **Workshop**
Melody Crust "Bead Candy Quilts"
Luther Burbank Art & Garden Center
2050 Yulupa, Santa Rosa
9:00 a.m. to 3:30 p.m.
8:30 a.m. for set-up
- 22** **Pointless Sisters**
- 24** **Happy Thanksgiving**
No Board meeting this month.



Quilt Shows and Places To Go

October 1-2, 2011

Sierra Gold Harvest Quilt Show
 Sierra Gold Quilter's Guild
 Saturday 10 - 5, Sunday 10 - 4:00
 Amador County Fairgrounds
 Plymouth, CA

November 12-13, 2011

American Pride
 Tuleburg Quilt Guild (Stockton)
 Saturday 10:00 - 4:00, Sunday 10 - 4:00
 Stockton Scottish Rite Auditorium
 Stockton, CA
<http://www.tuleburgquiltguild.com/>

October 1-2, 2011

Falling Leaves Quilt Show
 Ladies of the Lake Quilt Guild
 Saturday 10 - 5, Sunday 10 - 4:00
 Lake County Fairgrounds
 Lakeport, CA
<http://www.llqg.org/quiltshow.htm>

November 18-20, 2011

River City Quilters' Guild Show
 Scottish Rite Temple
 Sacramento, CA
 Friday 10:00 - 6:00
 Saturday 10:00 - 6:00
 Sunday 10:00 - 4:00
<http://www.rivercityquilters.org/show/index.html>

October 7-8, 2011

Fall Fantasy
 Exhibit of Quilting & Floral Design
 Greenhouse Quilters and
 Bay Area Flower Arrangers Guild
 Saturday 6:30 - 8:30, Sunday 10:00 - 4:00
 Municipal Services Building
 South San Francisco, CA

Save the Date!

October 13-16, 2011

Pacific International Quilt Festival XX
 Santa Clara Convention Center
 Santa Clara, CA
SRQG Bus Trip will be
Thursday, October 13th
See page 2 for more details
<http://www.quiltfest.com/activities.asp?id=7>

March 3-4, 2012

Spring Fever Quilt Show
 Grapevine Quilters of Mendocino County
 Ukiah Valley Conference Center
 Ukiah, CA
 Saturday 10:00 - 5:00
 Sunday 10:00 - 4:00

