



# Stitch 'n Times

Santa Rosa Quilt Guild  
P.O. Box 9251, Santa Rosa, CA 95405  
May 2014 • Vol. 38 • No. 5

## President's Message

Bluebonnets, crayfish, bayous, the Alamo....no, you don't need any more hints to guess where I was for the last two weeks. My husband and I went to Texas to visit family and to travel on to Louisiana to see a bayou (whatever that turned out to be) and to go on a swamp tour (which was on my "bucket list"). Don't even try to figure that one out! Who knows why this was something I wanted to do? But we pursued it and we totally enjoyed the experience. We visited an old cotton plantation that still has the buildings used for the slave housing. We learned about the battle of the Alamo...we went to an old rice mill, the oldest in the country that still uses the original equipment, and we travelled to Avery Island to see how Tabasco sauce is made.

Though so much of what we saw and learned was new to us, there was one thing that stayed the same. While going through the slave plantation, we saw a quilt on a quilting frame and an appliqued quilt on a bed--faded, but still beautiful. At the Texas Cultural Center in San Antonio, we saw a quilt on a frame, and old and well used quilts on the beds of a recreated sharecropper's cabin.

Even though we often think that we have moved so far along the continuum of time, something good like seeing an old quilt comes along to remind us that we are bound together through time and there is something very comforting in that thought.

So, to all of you who continue this tradition, and to all of you who are mothers, I wish you continued happiness in quilting and a very Happy Mother's Day to you and yours.

*Vicki David*



## Programs & Workshops

**JENNY LYON**

**PROGRAM THURSDAY, MAY 15, 2014 ~ "QUILTING IS A CONTACT SPORT"**

**WORKSHOP FRIDAY, MAY 16, 2014 ~ "INTRODUCTION TO FEARLESS FREE MOTION"**



Jenny is an award winning art quilter and garment maker. She loves to teach the art of machine quilting to others, and inspire them to do their best work. She has a website (and blog) about art, quilts, garment making and life. "Quilting makes me skip for joy!" You can view Jenny's website and blog at: <http://quiltskipper.com/tag/jenny-k-lyon/>

Learn to free motion quilt in a supportive and fun atmosphere. Acquire the skills to begin quilting your own projects at home with your home machine! Free motion quilting allows you to work directly on your own projects with little or no marking and no stencils. The class will begin by working on paper and making lots of mistakes there, and then we begin fearless play on fabric. **This Class is SOLD OUT!**



 Joanie Bellinghausen  
& Genelle Voorhees

## June Program

### MICHELLE PEERSON


PROGRAM JUNE 19~“OUTSIDE THE BOX”

WORKSHOP JUNE 20~ “ART QUILTS--ROOSTERS ”



Our Program for June 19th will feature Michelle Peerson with her lecture “Outside the Box, Enhancing Your Creativity.” Michelle teaches fun classes utilizing creativity and imagination, offering results and new skill sets.

The Workshop on June 20th, “Art Quilts,” is the perfect beginner class for those who want to learn art quilting using raw edge appliqué. Choose your favorite rooster (Rooster of Brittany or Rooster of Cornwall). Class fee is \$40. Create your background prior to class according to instructions on your supply list and start working on your Rooster right away in class (without having to bring your sewing machine). Patterns are available at Guild meetings for \$6 each. Visit Michelle’s website: [www.michellepeerson.com](http://www.michellepeerson.com)



## July Program

### HARRIET HARGRAVE

PROGRAM JULY 17~“HARRIET’S FAVORITES - TRUNK  
SHOW WITH QUESTIONS AND ANSWERS”

WORKSHOP JULY 18~”LEMOYNE STARS - BASIC EIGHT  
POINTED STARS”




Harriet Hargrave of Wheat Ridge, CO will be our July speaker. Harriet is a renowned teacher and author of *The Quilter’s Academy* series of books and *Heirloom Machine Quilting*. She is known as

the “Fairy Godmother of Machine Quilting.”

The 45° LeMoyne stars are the foundation of so many wonderful block designs. Once you understand how they go together and work through the techniques to making them flat, square and accurate, you will find they become one of your favorite stars! You start the class learning how to draft the block, after which you will be making a 12” and a couple of 6” blocks using both templates and rotary cutting methods. Skill level: Intermediate beginners.



 Joanie Bellinghausen  
& Genelle Voorhees

## 2014 “Fishy” Challenge

This year’s challenge stars with a fish! You may obtain a pattern of a fish from us or use your own fish pattern. From there you can be very creative! However, the finished quilt must measure 27” x 21” or smaller. The surface of the quilt should include items from a fishing/sporting store or a fishing tackle box.

The managers of The Outdoor Pro Shop in Rohnert Park have graciously offered to the SRQG a 30% discount on small embellishment items. **Members must** show their current membership card and ask for either Mike or Tom in order to take advantage of the discount! There are many wonderful embellishment items available especially in the fly tying department of the store. In addition, Mike and Tom have requested that the quilts be displayed in the store following the end of the challenge. If you would like to have your quilt included in the display please make sure you put a sleeve on the quilt.



This challenge began on February 8<sup>th</sup> and concludes on August 7<sup>th</sup>.

For answers to your burning questions contact Diana Roberts or Janice Rodgers (contact information is in your membership roster).

 Diana Roberts & Janice Rodgers

## Welcome Our New Members!

Please look for these new members and  
make them feel welcome!

Linda Aylor  
Marilyn Drew  
Susan Hulsey  
Joanne LeBaudour  
Rebecca Munroe  
Judy McArdle

## Be A Mentor!


## Block of the Month

For many quilters, "Flying Geese" is a pattern to avoid if at all possible.

For the May Block of the Month, we will paper piece eight flying geese. This block will give you experience with a different way to make flying geese, and give you more practice working with the sequence of paper piecing.

We will use three colors ... beige for the background, one dark for the interior flying geese, and another dark or medium for the exterior flying geese. When the block is sewn together, it will create a windmill in the center.

We hope you have fun with this block ... next time we'll work with a block that has four sections and points to match.

 Jim Jensen & Marlene Sullivan

## Block of the Month



## May - Flying Dutchman

**June 6 - 7, 2014**

## Wine Country Quilts

Moonlight Quilters of Sonoma County

Santa Rosa Veteran's Memorial Building  
1351 Maple Ave., Santa Rosa, CA

Friday, Saturday 10 am - 5 pm

Sunday 10 am - 4 pm

<http://www.mqsc.org/annual-quilt-show/>

## Community Quilts

### QUILTATHON!

Thursday, May 1st, from 9:15 am to 3 pm at our usual meeting place. At 10 am we will break for a brief business meeting, library report, and show-and-tell. Then we'll continue to work and visit.



We will have quilts ready to pin, machine sew, trim & turn, iron, machine quilt, and label. Experienced guild members will be on hand to help any who need instruction.

We will set up tables for pinning (basting) quilts and will supply the pins. Other tables will be set up for trimming quilts before they are turned. If you'd like to sew around the edges of quilts or work on quilting, bring your machine with a walking or free-motion foot. If you plan to hand sew labels, please bring your own scissors, needles, and thimble.


At noon we will take a break for pizza served by our wonderful hospitality crew. If your birthday is in May or November, please bring a salad or dessert to share.

### FIFTH THURSDAY RETREAT!

May 29th from 9:00 – 3pm at Luther Burbank Art & Garden Center, 2050 Yulupa Ave. (south of Hoen Ave.) This will be a relaxed day. You may work on your own projects and/or donation quilts. Bring your lunch if you'd like and enjoy visiting with other members. Come and go as you please.

We will have quilts to work on in various phases of completion. If you'd like to quilt, bring your machine with a walking foot or free-motion foot. Hand-sewers, please bring your favorite scissors, needles, and thimble.

Thanks to all who participate in the Community Quilts project!

 Pam Beebe & Anne Dondero

### 2014 Program & Workshop Schedule

May 16 – Jenny Lyon

Jun 20 – Michelle Peerson

Jul 18 – Harriet Hargrave

Aug 22– Linda Tellesbo

Sept - FOUNDER'S DAY LUNCHEON

Oct 17– PIQF (IN-HOUSE SPEAKER)

Nov 21- Alethea Ballard

## Library News

The following is a list of the books that came into our possession since our last newsletter. For images of the covers and more detailed descriptions of the items, just click on LIBRARY on our website [www.santarosaquiltguild.org](http://www.santarosaquiltguild.org) Linda Hooper has written easy-to-understand directions about how to utilize the library site. To locate her instructions, click on the underlined "here" in the second paragraph at the top of the library page. Let me know if you would like guidance with the site and we'll sit down at the Library's laptop computer after a meeting. *A hint: if you are looking for an author, remember to type in the last name first, and if you are searching for a book title, type in the first "important" word leaving the a, an, and the's 'til the end.*

WHERE WOMEN CREATE – QUILTERS – THEIR QUILTS – THEIR STUDIOS – THEIR STORIES by Jo Packham

CONTEMPORARY FOLK by Sue Spargo (requested by Lori Platt)

CREATIVE STITCHING by Sue Spargo (recommended by Diana Roberts)

EARTH N' TWIG by Sue Spargo

IMPERIAL BLOOMS by Sue Spargo

MAGNOLIA by Sue Spargo

FOLKLORE by Sue Spargo

SMALL TOWN LIES by Charlie Hudson (first in series – read in order)

SMALL TOWN HAVEN by Charlie Hudson (second in series, read in order!)

APP IS FOR APPLIQUE by Dianne S. Hire

SEAMS UNLIKELY by Nancy Zieman (her life story – TV personality, catalog company)

NEW FANGLED PIECING – FASTER & EASIER by Cathy Busch

QUILTING FOR PAWS by Karen Duling (requested by Pat Fratis)

PINCUSHIONS by Carmen Daumer

ROOM WITH A VIEW by Colleen Granger (February 20, 2014, SRQG Speaker)

LIBERTY LOVE by Alexia Marcelle Abegg (donated by Carmen Black)

Library News continued →

### Library News continued

SEW NECESSARY by Nancy Halvorsen (donated by Jan "Ms. Sunshine" Westerman)

FAN QUILTS by Marion L. Maerke and M. Carol Schiaffino (donation)

BATIK GEMS by Laurie Shifrin (donation)

WINNING HAND QUILT – Quilt in a Day Series – Eleanor Burns (donation)

Be sure to let me know if you find an item that our library need!

And don't forget that we have magazine subscriptions to:

FONS AND PORTER'S LOVE OF QUILTING QUILTERS NEWSLETTER (all of the issues since the very beginning!)

MACHINE QUILTING UNLIMITED

QUILT LIFE (Alex Anderson and Ricky Tims)

QUILTING ARTS

AMERICAN QUILTER

QUILTMAKER

FABRIC TRENDS

Plus many past issues of:

MINIATURE QUILTS

JAPANESE magazines

QUILTMANIA (European)

Wearing your nametag is a huge help to everyone. This is an excellent way for us to get to know each other.

Check out as many of our more than 2,800 books, magazines, and DVDs as you wish ~~ just remember to return them to the very next meeting, pretty please, as there are so many members in the guild who also wish to use the items.



### Makes SCENTS to me!

Many of our members suffer from allergies or sensitivities to perfumes and scented lotions, etc. We respectfully ask that you leave the scents at home on Guild meeting days.



## Boutique & Raffle

Thank you all for the help making the thread catchers. Hopefully, the inventory will be replenished in time for the quilt show in June. The "Boutique Slave" was back on the job this past meeting. He earned his reputation as a good salesman as ticket sales doubled from the meeting before when he took the day off so he would not be competing with the opportunity quilt ticket sales. Good job Chris. See, everyone does appreciate you bringing the tickets to them. Everyone gets a reprieve the first meeting in May. No Boutique or Raffle. Bring your machines and have an old fashioned quilting bee. Anne and Pam can use all the extra help they can get and everyone gets to share in the pride of beautiful quilts given to those in need such as the display last month going to Valley of the Moon. Thank you Community Quilts for doing such a great job.....

🌸 Betty Upchurch, Joni Passanisi-Poole  
Carol Jarvis & Chris Nolen

## Healdsburg Doll & Quilt Show

The Healdsburg Quilt Show has become an annual event in which local guilds are invited to participate. It's an impressive affair with five guilds displaying quilts, selling tickets for their Opportunity Quilts, Boutique and Raffle items. The money collected is kept by each individual guild. Last year each guild received varying rewards for participating. This year, participating guilds are expecting to receive \$150 each! SRQG collected \$121 on the Opportunity Quilt and \$326 on Boutique sales. Not bad for a six hour venue! Thank you so much to the ladies from Cloverdale for minding the Boutique sales and to the ladies on the Opportunity Quilt. Also, thank you, Diane La Foe, for being there two days to help hang quilts and do every other thing requested. You all did a great job! It was a great quilt and doll show and included a delicious, free continental breakfast and lunch, Mimosas and wine tasting courtesy of Seghesio Family Vineyards. For those who had time there were lectures on dolls by Marie Gardyne and antique quilts by Julie Silber

Hundreds of dolls filled wing 100. The Windsor Senior Group, Ukiah Grapevine Quilters and the Fort Bragg Guild were featured in wing 200. Santa Rosa Quilt Guild and Moonlighters were displayed in wing 300. Each guild had a good variety of quilts. Only three people from SRQG entered quilts for a total of seven. The rest of their section was filled in with antique quilts and other pieces from just one person. Lack of participation may have been due to a misunderstanding: the only stipulation on showing your

Healdsburg Quilt Show →

## Opportunity Quilt

A successful time was spent by our wonderful guild volunteers, at the Healdsburg Senior Living Center's Annual Quilt and Doll show. A huge *Thank You* to Linda Emis and Sandy McGuire who hoisted the sail of our 2014 quilt, "**Nightingale's Midnight Garden.**" I heard lots of rave reviews by ticket purchaser's and strollers passing by.

Margo Pitter and Marguerite Li, kept the action moving, all while coaxing folks to take a chance, Mary Reder and myself finished the course of stragglers as the show came to a close.

This was my first event and I saw Betty Upchurch in true form, racing from one end of the building to the next, she was stellar to watch and her entries were outstanding.

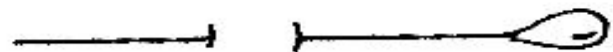
Thank you guild members for your support and help. A gentle reminder the next event is the Moonlighter's

Quilt Show, many of you have responded graciously to giving time at the raffle ticket table.

Let's make 2014 an exceptional year, this is one of the vital ways we make money to support our guild community services and guild activities. Volunteers are the heart of any organization. Santa Rosa Quilt Guild members Rock!



Lynette Whitman



Healdsburg Quilt Show continued

work was it classified as a quilt or a top. Age, size, color, style, or how often entered in other shows did not matter. The \$2.00 donation only applied to quilts entered to be judged. Perhaps things will improve next year, if SRQG is invited to participate.

Congratulations to Rhonda Denny for winning a special award voted by the general public



Betty Upchurch

# Needle and Thread

Jim Jensen

## Judy Kubilus

Judy Kubilus grew up dreading the idea of having to sew her own clothes. Her mother insisted she learn, and the necessity to find vertically enhanced clothes forced her into it, but it wasn't until 20 years ago that she found a fabric medium she liked.

Drawn to her local quilt shop by all the colors and patterns showing in the window, Judy stepped into the world of quilting and never looked back. When asked "why quilting and not sewing clothes," Judy says there is peace in piecing, and only frustration when trying to set in a sleeve.

Judy finds inspiration in the books and magazines at the silent auction tables and the shelves of our guild's incredible library. She loves applique as a quilt method, but does not feel comfortable doing it herself. She completed a series of six trees

as landscape quilts, but still finds sewing little squares together to be her favorite kind of project.

What brought Judy to the Santa Rosa Quilt Guild six years ago was the Community Quilts program, then lead by Lavella Cassinelli.



Lavella's slogan "Keeping Sonoma County Covered" expresses the essence of Judy's passion for the guild. She loves to work on community quilts and tries to get a dozen community quilts completed each year on her own. When Valley of the Moon Children's Home received 100 quilts on April 3, Judy brought in five of her goal of twelve. Finding the need to downsize six years ago, Judy and her husband Vince moved here from southern California and now live in a small apartment; she doesn't have much space to store UFO's or a large fabric stash. She is determined not to buy any more fabric until her current stash is under control; amazing that she always has projects to work on and her stash doesn't seem to diminish. She reflected on the Remnant's Group that has been creating community quilts from Martha Mattes' stash for many years now and wonders, if they've not used up Martha's stash, what chance does she have to use up hers?

With the help and companionship of her big orange cat, Rory, Judy continues to work on the other seven of her community quilts for the year. She'd like to do a pieced Baltimore Album quilt, and another "apartment house" quilt with various scenes in the windows.

Wednesdays are often "dessert night" at Judy's house so she can bring the results to the guild for Thursday's potluck table. Judy always steps in to help hold up quilts during show and tell, and sews diligently during the Quilthons and Fifth Thursdays. Santa Rosa Quilt Guild is very fortunate to have Judy's gentle and dedicated presence at our meetings.

## Donations—We love them!


Three cheers for the very generous SRQG members who donate in various ways to the Guild! For those who are not aware, we accept cash/check donations, as well as "in kind" donations (i.e., stuff) from members, from the general public, and from organizations supporting the Guild and its activities. Donations may be made with the stipulation that the funds be used for Community Quilts, or may be earmarked for one of our Memorial Funds. This article will talk about each type of donation.

**Cash/Check donations, in general:** These donations go into the General Fund, to be used as needed by the Guild, unless the donor indicates, preferably in writing, whether their contribution should be used for Community Quilts, or be put into one of the Memorial Funds. The Guild will provide the required tax donation acknowledgment letter to the donor.

**Community Quilts:** Donations from individuals and organizations may be designated by the donor to be used for Community Quilts. If not used in the year received, the funds will "roll over" to the next year.

**Memorial Fund Donations:** The Dolly Haines Memorial Fund and the Dotty Zagar Memorial Fund commenced within the last few years to commemorate the contributions of these 2 fine ladies to the Guild. Funds in these accounts will be used for scholarships to either Guild memberships or Guild workshops (recipient's choice.) Recipients of the scholarships are chosen annually, by random drawing from the active member list, during the 2<sup>nd</sup> meeting in September. If the funds grow large enough, the Board may identify other potential fund disbursements in keeping with Dolly's and Dotty's memory, and the Guild's charitable purpose.

**"In-kind" donations:** If you donate "stuff" to the Guild, it is considered an "in-kind" donation. You may designate where it should be used, e.g., Community Quilts, silent auction, boutique raffle - or you may let the Guild decide where it is best used. A tax donation acknowledgment letter will be provided if you complete and submit to the Treasurer an "In-Kind Donation Form" and check the box requesting the letter.

 Phyllis Gallaway

## Change of Information?

**Don't forget to notify Team J-Rho  
At the Membership Table!**

## Technique Sharing Workshops

Diana Roberts and Janice Rogers are in line to chair our 2016 programs and were nice enough to invite me (2015 co-chair) along on their sorta annual trip to NCQC (Northern California Quilt Council) This was an excellent opportunity to meet outstanding and talented quilt instructors all in one room. Each of the 24 instructors got exactly 3.5 minutes to speak and do a quick show and tell and then were available at their designated tables for more information gathering. I felt like a kid in a candy store! There were some that have been to our guild too recently to book again but many new faces to choose from. I enthusiastically brought back about 5 names for co-chair Phyllis to ponder. We will fine tune our choices and then begin contracting for your teachers for 2015! Yay! Sooooo, excited and I hope you will be too.

TSW: Thank you so much to Vicki David for her binding TSW and to Margo Pitter for her TSW on borders. Both were well attended and very much appreciated! There is a TSW bulletin board in the back of the hall so check that for updates. Next up on May 15th is a transforming technique with Leslie Ary and I can tell you, this is going to be an interesting TSW. I am looking forward to seeing Leslie return to guild after here surgery. Be sure to greet her and welcome her back!,



I really love this quilt guild and cannot wait for every meeting to see all of you. I have met some new and fairly new members who are, shall I say, not as "out going" as myself. They say they joined to make new friends too. A handful have made their way up to my studio but are new to the area so please make every effort to become acquainted with all of these nice gals. While were at it how about a challenge? I challenge each of you to meet at least TWO new people at each of our meetings! Soon we will all be BFFs! Blessings,

 Gari Jones

## It's Not Always About Quilts

When Meg Easter-Dawson said she would be coming to visit and pick up several dozen quilts we had made for Valley of the Moon Children's Home, she wondered if some of our members might have a few suitcases lying about that were no longer needed, and if so, would we be interested in donating them for the children's use when they move on. Word got around, and a goodly number were brought to the guild, more than half contributed by members of the Redwood Good Sam RV Club who apparently have something a little larger in which to carry their belongings while traveling.

 Jenine Giblin

## Wine Country Quilt Show

Congratulations ladies, we have 322 entries for the quilt show. They are outstanding entries--thank you everyone. I believe the public will truly enjoy our show.

If for any reason you will not be able to complete your entries, Trina Jahnsen must know by May 21st at the latest. This will allow the quilt show arrangers time to move quilts around. Her email address is: [tjriver@yahoo.com](mailto:tjriver@yahoo.com) or call 865-0454 (Joanne will not be back from Europe until May 19.)

Take in is Thursday night, June 5th, 6 - 7p.m. at the Veteran's Memorial Building in the same room where MQSC has their meetings - East side of the building.

Don't forget, if your quilt is longer than 86 inches, you need to place a sleeve, 86 inches UP from the Floor to the TOP of the sleeve.

You need a paper label from the entry form pinned to the BACK of the quilt in the lower right hand corner. Attached to this newsletter is a PDF file of three labels that you can print, if you need one. The form can also be printed from our website. Find "Quilt Show Labels" under quilt show entry tab at [www.mqsc.org](http://www.mqsc.org) - look towards the bottom of the page.

Thank you all again,

Joanne Thomas  
Trina Jahnsen

## Attention Santa Rosa Quilt Guild:

Membership is pleased to announce:

### Barbara Youngblood of 'Heart Made Quilts'

will be taking advantage of her Affiliate membership to tell us about her **Long-arm Quilting** venture at the June 5<sup>th</sup>, 2014 guild business meeting.

 Rhonda Denny

### stitch'n times advertising rates

Business Card	2.25" x 3.5"	\$10.00
1/4 page vertical	3.5" x 4.875"	\$25.00
1/4 page horizontal	4.875" x 3.5"	\$25.00
1/2 page vertical	3.65" x 9.75"	\$50.00
1/2 page horizontal	7.5" x 4.75"	\$50.00
Full page	7.5" x 9.75"	\$100.00

Contact Newsletter Editor Jan Andrews

## Pointless Sisters

### Pointless Sisters Featured at WWII Homefront Exhibit at the Richmond Museum of History

Jennie Alexich organized the WWII Home Front exhibit which is now on display at the Richmond Museum of History through June 6. The reception on April 5 was packed! Among those honored were Ann Hines and Ellindale Wells. [Ellindale's quilt was about the WASP \(Women's Airforce Service Pilots\) and featured a silk screened image of a 19 year old Margaret Phalen Taylor in her flight helmet with goggles atop her head.](#)

In Ellindale's words, "Ann Hines had encouraged me to find Margaret and get in touch with her. I had searched the Web and found her, wrote her and sent a picture of the quilt. About 30 minutes before closing time, a young couple with their adorable child came into the gallery. It was her grandson, his wife and the great granddaughter. They had just had lunch with Margaret in Palo Alto... It was amazing and great fun to meet them and to hear about Margaret. About a week later, I got a very nice letter from Margaret and a picture of her and her great granddaughter, Sophia. Like our own Janet Shore, she looks wonderful at 90."

Ellindale recently heard that Margaret, the WASP featured in her quilt, visited the museum with her daughter on Easter Sunday. This has been a very rewarding venture for Ellindale!

The WWII quilts will also be displayed on line at the WWII Homefront website:

<http://www.wiihomefrontquilts.com>

Several members of Pointless Sisters have had quilts accepted into exhibits. Mirka Knaster had a piece juried into a PAQA – South exhibit in North Carolina. ([www.paqa-south.org](http://www.paqa-south.org)) One of Pam Pilcher's quilts was accepted into the "Simply Red" exhibit of the High Fiber Diet group in Portland. Two of her barn quilts were exhibited in Bend, OR in the month of March. (This list is not all inclusive.)

An interest group of the Santa Rosa Quilt Guild, the Pointless Sisters Group shares their work, discusses new trends in art quilting technique, provides education programs and sponsors group challenges. Our next challenge, *Holes*, is due in July. At May's meeting we will discuss issues related to preparing for exhibits, including hanging sleeves and rods, labels, photographs, and writing artist statements. photographs, artist statements

We meet on the 4<sup>th</sup> Tuesday of the month at the Luther Burbank Center for the Arts. Come at 9:30 for coffee and socializing and for the business meeting from 10 – noon, followed by a lunch break and a monthly program.

 Carroll Hirsch

## Opportunity Quilt Winner!




The lucky winner for the 2014 Opportunity Quilt-  
"Vintage Friendship Garden" was **Tina Crabtree**.

After the SRQG meeting on April 3rd, I made the phone call and left her a message at her home about her being the very lucky winner. After a few phone calls to get in touch with her, and she with me, we were finally able to connect on Friday. She was SSOOOO excited!!! She couldn't believe it!!!

I was able to drive "Vintage Friendship Garden" to her home in Healdsburg on Saturday morning. What a beautiful mid-century home she has!! She was just giddy with excitement! She knew most, if not all, the appliquéers. The interior color of her home is burgundy, which is perfect for the quilt. She has a huge wall that she is planning to put the quilt on. She has a "Devil" cat that likes to sleep on her beds (cats seem to like to do that!), and he is black and seems to always be dirty so she said putting the quilt on her bed was out of the question.

I believe the quilt has found a wonder, caring, perfect home!!

 Raychell Sumner





# Affiliate Members

## BROADWAY QUILTS

Gery Rosemurgy, Owner  
20525 Broadway, Sonoma, CA  
95476  
707-938-7312  
[www.broadwayquilts.com](http://www.broadwayquilts.com)  
Mon-Sat 9:30-5:30, 11-3 Sunday

## COUNTRY MOUSE

### CUSTOM LONGARM QUILTING

Carol Stevens                  Marcia Seeley  
707-372-1350                  707-571-8284  
CountryMouseQuilting@gmail.com  
Friday-Saturday 10 - 5  
And by Appointment

## CUDDLETIME QUILTS

Custom Machine Quilting  
Marian Drain  
1140 Sanford Ranch Rd.  
Ukiah, CA 95482  
472-0195  
Hours by Appointment  
[http://](http://cuddletimequilts.wordpress.com/)  
[cuddletimequilts@me.com](http://cuddletimequilts@me.com)

## HEARTMADE QUILTS

Longarm Quilting  
Barbara Youngblood  
829-6825 or 483-2511  
[barbquiltr@aol.com](mailto:barbquiltr@aol.com)  
<http://www.heartmadequilts.com/>

SRQG ♥  
PINER PRINTING

## For the Record

The minutes of our meetings can be found archived on the blog on our website. Please review them and report any corrections to Jan Andrews or Vicki David.

## IT'S FROM GRANDMA

Machine Embroidery and More  
Janice Rodgers, Owner  
P.O. Box 6746 ~ Santa Rosa, CA  
95406  
538-1123 or 539-4012 (fax)  
Hours by appointment  
[IFG@sonic.net](mailto:IFG@sonic.net).

## LAVENDER HILL QUILTS

Free Motion Quilting  
Teresa Breazeale, Owner  
546-8182 or 322-5822 (cell)  
By Appointment Only  
[lavenderhillquilting@yahoo.com](mailto:lavenderhillquilting@yahoo.com)

## MY COTTAGE QUILTS

Online Fabric Shop  
Diana Nissim  
<http://www.mycottagequilts.com/>

## PARKSIDE SEWING CENTER

*Bernina, Janome,  
New Home Dealer*  
Jim & Anne Marie Wyllie  
410 Santa Rosa Ave., Santa Rosa  
707-576-1430  
Mon.-Fri. 9:28-5:04

## THE LONGARM LADY

Quilty Pleasures Studio  
Gari Jones, Owner  
112 Schoolhouse Ln., Geyserville,  
CA  
707-217-0087  
[gari.j@juno.com](mailto:gari.j@juno.com)  
[https://www.facebook.com/  
TheLongarmLady](https://www.facebook.com/TheLongarmLady)

## THE SEWING AND VACUUM PLACE


Luigi Cortese  
1250 Mendocino Ave. • Santa  
Rosa, CA 95401  
575-5259  
[Classes@mysewvacplace.com](mailto:Classes@mysewvacplace.com)  
[www.mysewvacplace.com](http://www.mysewvacplace.com)  
Hours:  
Mon - Sat: 10:00 to 6:00

## THE TREASURED THREAD

Custom Quilting & Embroidery  
Diane Bare  
304 Burt St. • Santa Rosa  
707-571-2078  
[Diane@thetresuredthread.com](mailto:Diane@thetresuredthread.com)  
Afternoon, Evening & Weekend  
hours

## VILLAGE SEWING CENTER

John Furtado, Owner  
1455 Santa Rosa Ave. #B1  
Santa Rosa, CA 95404  
544-7529  
Mon.-Fri. 10:00-6:00  
Sat. 10:00-5:00  
[john@villagesewing.com](mailto:john@villagesewing.com)  
<http://www.villagesewing.com/>



## Board Meeting

Thursday, May, 22, 2014

10:00 a.m.

Scottish Rite Family Room  
All Members Are Welcome

# 2014 Executive Board & Committees

President	<b>2014 ELECTED BOARD</b>	Historian*	Sharon Fry
Vice President	Vicki David	Hospitality*	Carolle LeMonnier
Treasurer	Jim Jensen		Judy Lindberg
Recording Secretary	Helen Smith		Edie Sorensen
Program Chairs	Jan Andrews	Library*	Georgiann Morrissey
	Joanie Bellinghausen	MQSC Liaison *	Sharon Fry
	& Genelle Voorhees	Membership*	
Program Chairs Elect	Phyllis Gallaway & Gari Jones		Rhonda Denny, Jan Westerman
Corresponding Secretary	Joy McGoran		& Jan Andrews
Parliamentarian	Janine Giblin	Newsletter Editor & Circulation*	Jan Andrews
		Newsletter Proofreading	Diana Roberts
Block of the Month*	<b>2014 COMMITTEES</b>	Nominating	Janine Giblin
Boutique*	Jim Jensen & Marlene Sullivan	Opportunity Quilt Tickets*	Raychell Sumner
	Betty Upchurch, Joni Poole	Sew-A-Row*	Debby Bainbridge
Community Outreach*	& Carol Jarvis	Sunshine*	Jan Westerman
Community Quilts*	Mirna Estes	TSW (Tech. Sharing) *	Gari Jones
Fair Liaison	Pam Beebe & Anne Dondero	Videography	Linda Hooper
Field Trips	Pam McVey	Website*	Jim Jensen
Finance	Wendy Mouille	Past President*	Chris Nolen
Friendship Blocks *	Helen Smith	* Standing Committees	
	Phyllis Gallaway		

# Remember!

- NAME TAG • SHOW AND TELL • COFFEE MUG •
- LIBRARY BOOKS • LUNCH • NO PETS • NO FRAGRANCES •
- REUSABLE PLATE & FORK • CELL PHONE ON SILENT •


## SRQG 2014 Calendar

### MAY

- 1**      **QUILTATHON!!!!**  
Affiliate Presentation : Gari Jones--The Longarm Lady at Quilty Pleasures Studio
- 15**      **Program Meeting**  
Jenny Lyon ~ "Quilting is a Contact Sport"  
TSW: Leslie Ary ~ "Transformation Unit"
- 16**      **Workshop**  
Jenny Lyon ~ "Introduction to Fearless Free-Motion Quilting"  
Luther Burbank Art & Garden Center  
2050 Yulupa, Santa Rosa
- 22**      **Board Meeting**
- 27**      **Pointless Sisters**
- 29**      **Fifth Thursday Guild Retreat**  
Luther Burbank Art & Garden Center    9:00 - 3:30  
Bring your own project or work on a community project! **All are welcome!**

### JUNE

- 5**      **Business Meeting**  
Sew-A-Row: Row 2 due  
TSW: Linda Hooper's Mystery Quilt  
Affiliate: Barbara Youngblood of Heartmade Quilts
- 19**      **Program Meeting**  
Michelle Peerson ~ "Outside the Box"  
TSW: Sharon Fry ~ "Block in a Block"
- 20**      **Workshop**  
Michelle Peerson ~ "Art Quilts - Roosters"  
Luther Burbank Art & Garden Center  
2050 Yulupa, Santa Rosa  
9:00 a.m. to 3:30 p.m.  
8:30 a.m. for set-up
- 24**      **Pointless Sisters**
- 26**      **Board Meeting**





# Quilt Shows and Places To Go

May 3 - 4, 2014

## Springtime in the Pines

Pine Tree Quilt Guild  
Nevada County Fairgrounds  
11228 McCourtney Road, Grass Valley CA  
Friday, Saturday 10 am - 5 pm  
Sunday 10 am - 4 pm

<http://www.pinetreequiltguild.com/pages/quiltshow.html>

May 17 - 18, 2014

## Designs of Past and Present

Flying Needles Quilters Guild  
Yolo County Fairgrounds  
1250 E. Gum Ave., Woodland, CA  
Saturday 10 am - 5 pm  
Sunday 10 am - 3 pm

May 3 - 4, 2014

## Springtime in the Pines

Pine Tree Quilt Guild  
Nevada County Fairgrounds  
365 N. Sweet Brier, Lindsay, CA  
Friday, Saturday 10 am - 5 pm  
Sunday 10 am - 4 pm

<http://www.pinetreequiltguild.com/pages/quiltshow.html>

May 17 - 18, 2014

## Quilts in Bloom

Grapevine Quilters Guild of Mendocino Co.  
Alex Rorabaugh Center  
1640 So. State St., Ukiah, CA  
Friday, Saturday 10 am - 5 pm  
Sunday 10 am - 4 pm

<http://ukiahgrapevinequilters.webs.com/welcome>

## Local Quilt Guilds

### NORTHERN CALIFORNIA QUILT COUNCIL

<http://www.ncqc.net/>

Carquinez Straight Stitchers (Benicia)

<http://www.cssquilter.org/>

Diablo Valley Quilters (Danville)

<http://www.diablovalleyquilters.org/>

East Bay Heritage Quilters (Albany)

<http://ebhq.org/>

Guild of Quilters of Contra Costa County

<http://www.contracostaquiltguild.org/>

Ladies of the Lake Quilt Guild (Kelseyville)

<http://www.llqg.org/>

Mendocino Quilt Artists Guild (Ukiah)

<http://www.mendocinoquiltartists.com/>

Monterey Peninsula Quilters Guild

<http://www.mpqg.org/>

Moonlight Quilters of Sonoma County

<http://www.msqc.org/>

Mt. Tam Quilt Guild (Marin County)

<http://www.mtqg.org/>

Napa Valley Quilters Guild

<http://www.napavalleyquilters.org/>

North Wind Quilters Guild (Fairfield)

<http://www.northwindquiltersguild.com/>

Pacific Piecemakers Quilt Guild (Gualala)

<http://www.pacificpiecemakers.org/>

Pajaro Valley Quilt Association (Aptos)

<http://www.pvqa.org/site/index.php>

Peninsula Quilters Guild (Redwood City)

<http://www.peninsulaquilters.org/new/home.php>

Petaluma Quilt Guild

<http://www.petalumaquiltguild.org/>

Piecemakers Quilt Guild of So. Alameda Co.

(Fremont)

<http://www.piecemakersguild.org/>

San Francisco Quilters Guild

<http://www.sfquiltersguild.org/>

Santa Clara Valley Quilt Association

(Campbell)

<http://www.scvqa.org/>

Sonoma Quilters United in Loose Threads

<http://sonomaquilt.webs.com/>

Vallejo Piecemakers (Vallejo)

<http://www.vallejopiecemakersquiltingclub.org/>

## MDA Fund Raiser

My son, Matthew, approached me sometime in mid-March asking for a donation to the Muscular Dystrophy Association (MDA). He told me his boss had given him some literature for an upcoming fundraiser for the MDA and asked if he would be interested in taking the lead on the project. He asked his boss if she knew his mom has this condition - she hadn't - and Matt said he'd do it.

He told me this is an annual event in which community leaders pledge to "raise bail" for "going to jail." A "warrant" is issued. Then, a police officer serves the papers and escorts the criminal to a fake jail where they are "allowed" to make phone calls to try and collect the "bail" required for release. I told him I could donate up to \$25.00 dollars...or go to jail, too! He left messages with his "parole officer," Angela that I wanted to go to jail, too. Within a couple of weeks I received a phone call that I had been accused of **'Exceeding the Legal Limits of Quilting'** and that Hannah would be my parole officer and would tell me how to get out of jail.

I was so excited I started talking about it with anyone who would listen. Then I received the emails and mailings from Hannah and got scared. What the heck did I sign up for? The minimum bail was \$1,600! I needed a website and I don't know anything about websites. I started getting a little sick to my stomach and told Mark maybe I wouldn't do it after all. He told me he would take care of the website setup and not to worry because any amount that came in would benefit the MDA. I consulted with a couple of angels and realized that my network was very supportive and this project just might be doable after all.

By April 1, 2014, the website was up and running. An email went out to friends and family and immediately the dough starts rolling in; \$100, \$200, \$300, \$400 dollars! OMG! In no time at all I zipped past Matthew's total - and started teasing him. We taunted back and forth about our totals frequently. By April 18, I met the minimum bail. By April 20, Matthew met his goal as well. We were stoked!

April 24, 12:45: The police vehicle - lights engaged - arrived at my house. Both Matthew and the officer met me at the door and served me with a "warrant". I was quickly whisked away and taken directly to jail (in this case, La Rosa Bar and Grill on 4<sup>th</sup> Street downtown). One o'clock sharp the three of us enter the "jail" where we are asked if we have met our bail. Indeed we have... and then some! From there

MDA continued →

## MDA Fundraiser continued



we were escorted to a "holding area" - actually a dining room - with a lot of activity. Crowds of people - some in costumes, some in business attire, some in T-shirts and jeans - are at large conference tables making calls and ringing bells. These people have yet to make bail. I felt like I was taking valuable space and asked if we could sit outside on the nearby patio. Just about the time we were seated Charlotte, Mark, and his mum, Carolyne, showed up. We ate pizza, had lemon-laced ice water, and watched the weather start to roll in.

Matthew said he had to get back to work so he set out to get his mug shot and turn in his bail. I wanted a photo of him and me together in the pokey and went with him. Carolyne/Grandma E/Mom brought her camera and took our mug shots, too. Matt headed out with a goody bag and I soon followed. Charlotte brought me home while Mark escorted his mum to her parking space. The deed was done. Together we brought in ~ ~ ~ \$3,500.

There were several things I loved about the process. Mostly, just how incredible my family and friends are. I mean, generous, excited, helpful, kind, eager, over-the-top amazing and encouraging, thoughtful, willing, and more. Many times I felt overwhelmed by the outpouring of generosity and well-wishes. My village really came through for both Matthew and me, and I am still on cloud nine!

Many, many thanks to all who so willingly helped with my "bail." You did a tremendously good deed for the children who benefit from this grand event. Santa Rosa as a whole brought in \$60,000 dollars. I'm told it was the MDA's best yet here in Sonoma County.



Rhonda Denny

Cut out and sew one label to the **back** of the quilt/wearable in the **lower right corner**.  
Please fold the quilt/wearable so that this label is visible.

## Quilt Label

Name: _____ Phone: _____ Quilt Title: _____	<i>Staff Use Only</i> Entry #
<i>Staff Use Only</i> Section #	

## Quilt Label

Name: _____ Phone: _____ Quilt Title: _____	<i>Staff Use Only</i> Entry #
<i>Staff Use Only</i> Section #	

## Quilt Label

Name: _____ Phone: _____ Quilt Title: _____	<i>Staff Use Only</i> Entry #
<i>Staff Use Only</i> Section #	