




Stitch 'n Times

Santa Rosa Quilt Guild
P.O. Box 9251, Santa Rosa, CA 95405
April 2015 • Vol. 39 • No. 3

President's Message



I was standing at the “free” table one meeting (the items really aren't free...a donation is requested), when it struck me that this activity is somewhat like the modern day version of gathering around the watering hole or well in a village. There I was with other quilters, all standing there looking through fabrics, none of which we all agreed were needed. But this is somehow an activity that draws us all together. Someone is searching for more of one particular material on the table, another is looking for “I Spy” fabrics, and another is looking for plaids. But we all visit and help each other out.

I think this is such a good visual of what we are all about. We are creative people...we see so many possibilities in a scrap of fabric. We are so fortunate to be with others who empathize, sympathize, and visualize with us when we get excited by some tiny piece of material. What a comfortable feeling that creates! I hope you get that same feeling when you too are with fellow quilters.

Vicki David

Program and Workshop April 2015

JENNIFER RAPACKI

PROGRAM APRIL 16~ “LESSONS LEARNED BY QUILTING”

WORKSHOP APRIL 17~”PHOTOSHOP AND ELECTRIC QUILT 7”

The workshops are held at the Luther Burbank Art and Garden Center, 2050 Yulupa Avenue, and begin promptly at 9:00am, finishing at 3:30pm. Workshops are \$40.00. Checks should be made payable to: SRQG. If paying with cash please see Rhonda Denny for a cash receipt. Your check or cash receipt hold your seat for the workshop.

Before the workshop each student will be sent an email with important information such as supply lists and homework to be completed before the workshop, if any. Two students will be asked to help set up and two others to help take down. Additionally, specific students will be asked to transfer ironing boards from the Scottish Rite Center to the LBA&GC. Keep in mind, this is a general overview. For specific questions, please see Rhonda Denny - Programs and Workshops Chairperson.

Some of our Guest Speakers for 2015 include:

Jennifer Rapacki - April 16 and 17
Program: 'Technology'
Workshop: 'EQ Elements'
www.jenniferrapacki.com

Mark Lipinski - May 21 and 22
Program: 'Bull in a China Shop'
Workshop: 'Lemon Cathedral'
www.marklipinski.com

Sylvia Pippin - June 18 and 19
Program: 'Trunk Show'
Workshop: 'Hand Appliqué and Sashiko'
www.sylvia-pippin.com/

Catherine Redford – July 16 and 17
Program: 'Trunk Show' Inspirational Philosophy
Workshop: 'Walking Foot Quilting'
www.Catherineredford.com

Please feel free to contact Rhonda Denny or Phyllis Gallaway if you have questions.

 Rhonda Denny & Phyllis Gallaway

Friendship Blocks

Congratulations to the three lucky winners of the raffle drawing. The winners are: Chris Nolen, Jennie Giblin and Carol LeMonnier. Each winner will get 20 credits added to their Friendship Block account.

Thank you Santa Rosa Quilt Guild members for being so generous in your support. The raffle made \$106.00 which will be added to the general fund. Now all you winners--use your credits! There are no new blocks at this time.

For those that are new or still have questions about how the program runs: it is basically "a time release" block exchange. This means that every block you receive must be offset with a Friendship Block credit. Anyone with at least 3 credits may request up to 20 blocks to be made for them. If you actually receive 20 blocks, 3 of them are offset by your qualifying 3 credits- but you **OWE** the bank the other 17 credits..

The 3 ways to earn credits are: make a Friendship Block for someone else, make a block for the opportunity quilt or make a block for the President's gift.

 Cheryl Dudley

Healdsburg Quilt Show

Thank you to everyone who brought in quilts for the Healdsburg Quilt Show on March 28th.

Approximately 20 quilts were brought to the program meeting for hand deliver to the show. That should make a pretty good showing for our guild. Thank you also to the ladies who volunteered to help with sales at the Boutique and to sell tickets for the Opportunity Quilt. Working together makes the job much more enjoyable.

I hope everyone who attended the show enjoyed seeing the quilts. Julie Silber's lecture, and all the goodies provided by the Senior Living Center.

 Betty Upchurch

stitch'n times advertising rates

Business Card	2.25" x 3.5"	\$10.00
1/4 page vertical	3.5" x 4.875"	\$25.00
1/4 page horizontal	4.875" x 3.5"	\$25.00
1/2 page vertical	3.65" x 9.75"	\$50.00
1/2 page horizontal	7.5" x 4.75"	\$50.00
Full page	7.5" x 9.75"	\$100.00

Contact Newsletter Editor Jan Andrews

Opportunity Quilt Corner

Hear Ye, Hear Ye- the unveiling of our new Opportunity Quilt for the 2015-2016 season is upon us! Brace yourself it is a beauty, our own "Cosmic Universe." April 2nd wraps up the year of ticket sales for our "Nightingale's Midnight Garden," which was well received wherever we went, our ticket sales - although no final count exists yet did very well to support our fund raising efforts.

Our last ticket sales will be at the Healdsburg show coming up on March 28, 2015. We have a great group of volunteers manning the table for us and after that we'll be able to see what we close at this year.

I want to take this opportunity to thank the countless volunteers this year that helped to sell, print, write, drive, photograph, and pray for all the various components and events we attended as well as tasks done behind the scenes. Your devotion and allegiance to making our Opportunity Quilt project a success are due to our volunteers. Our members and outside customers helped to deliver a stellar year in sales, which we will report out next month.

I also want to thank the Board Members and other Committee Chairs for supporting me in this new role for the SRQG. I have so much enjoyed meeting and getting to know you all better. I volunteered to be a Committee Chair as a new member little did I know I would have so much fun!

This year marked a team effort with this committee and I have found it to be very successful. We are happy to add new members at anytime, check in with myself (Lynette Whitman), or any of the team members, Pat Kearns, Dianne Cheli, MaryAnn Hayre, or Glenda Ross.

We all look forward to the new Opportunity Quilt "Cosmic Universe" to share with members and our community at large. Good luck to all - the winning ticket will soon be revealed!

 Lynette Whitman

Change of Information?

Don't forget to notify Team J-Rho
At the Membership Table!

Community Quilts

April 30th Fifth Thursday Retreat:

9:00 – 3pm at the Luther Burbank Art & Garden Center, 2050 Yulupa Avenue.

This will be a relaxed day. You may work on your own projects and/or donation quilts. Bring your lunch if you'd like, enjoy spending time with other members, and come and go as you please. We will have quilts to work on in various phases of completion. If you'd like to quilt, bring your machine with a walking foot or free-motion foot. Hand-sewers, please bring your favorite scissors, needles, and thimble.

Quiltathon May 7th!

Mark your calendars and plan to join us for a fun day of visiting and working together. Look for an email with more details.

For those who like to make quilts at home:

We have a need for more quilts for 18 year olds who are aging out of the foster care system. The quilts should measure approximately 50 x 65 and will be donated in June and again in December.



After our April 2nd donation of 100 quilts to the Valley of the Moon Children's Home, we will be accumulating quilts for our donation to them in April 2016.

The quilts should measure approximately 40 x 60. It takes a long time to gather 100 special quilts for these children!

Each December we donate toddler quilts to Alternative Family Services, a non-profit that supports foster care families in the county. These quilts ought to be larger than baby quilts, but it's ok if they are a bit smaller than 40 x 60.

In December we will also donate lap quilts to deserving seniors in skilled nursing facilities and to Secret Santa. New this year, we are donating lap quilts throughout the year to Verity, a non-profit in Santa Rosa that provides counseling and other services for rape victims. The exact size of lap quilts is not critical but should be approximately 40 x 60.

We are always in need of baby quilts that measure 32 x 40. The best fabrics to use are ones that result in a gender-neutral quilt, but we happily take baby

Boutique and Raffle

Chris, you were missed selling tickets and we hope your hand heals up quickly so that you can return to be our helper. We had a pretty good day but it was down from what we normally do on program meetings. Thank you to the extra help setting everything up and putting it away. We got to meet several new members and its great seeing new faces getting involved and even winning the raffle baskets. We enjoy the positive feedback and the donations brought to us to keep everything exciting and fun. Betty loves the wall hangings brought in so she can set back and not have to make them herself. Keep up the good work and the boutique and raffle will continue to be the success it has been over the past few years.

🌸 Betty Upchurch, Joni Passanisi-Poole
Carol Jarvis & Chris Nolen

Community Quilts continued

girl and baby boy quilts. These quilts are donated to the Sutter and Memorial neonatal intensive care units and to the county Public Health Nursing program.

Thank you to all who so generously participate in making quilts for our community!

🌸 Pam Beebe & Anne Dondero

COMMUNITY QUILT SIZES

If you are making donation quilts on your own, these are the approximate sizes most needed:

32" x 40" Baby Quilts	For Sutter & Memorial NICUs, Public Health nursing, & teen moms. We provide kits for making the tops, or you may use your own fabrics.
40" x 60"	For Valley of the Moon and other organizations serving children in need. Please use bright colors for young children or fabrics that will appeal to teenagers.
50" x 65"	For 18 year olds aging out of the Foster Care system.
40" x 60"	Lap quilts for adults. Given to Secret Santa, deserving seniors in local convalescent hospitals, & others.
Doll Quilts	For little girls & boys. We collect them throughout the year and donate during the holidays.

Thank you to all who are involved with this important outreach project!

Library News

The following is a list of the books that came into our possession since our last newsletter. For images of the covers and more detailed descriptions of the items, just click on LIBRARY on our website www.santarosaquiltquild.org Linda Hooper has written easy-to-understand directions about how to utilize the library site. To locate her instructions, click on the underlined "here" in the second paragraph at the top of the library page. Let me know if you would like guidance with the site and we'll sit down at the Library's laptop computer after a meeting. *A hint: if you are looking for an author, remember to type in the last name first, and if you are searching for a book title, type in the first "important" word leaving the a, an, and the's 'til the end.*

DOUBLE WEDDING RING QUILTS – TRADITIONS MADE MODERN by Victoria Findlay Wolfe

TANGLE STITCHES FOR QUILTERS + FABRIC ARTISTS – RELAX, MEDITATE, AND CREATE WITH RHYTHMIC STITCHES by Jane Monk

QUILTING . . . JUST A LITTLE BIT CRAZY – A MARRIAGE OF TRADITIONAL & CRAZY QUILTING by Allie Aller and Valerie Bothell

PEANUTS QUILTED CELEBRATIONS by Kathleen Shea, with Foreword by Jean (Mrs. Charles) Schulz

EASY GRID QUILTS by Karen G. Fisher (requested by Judy Dieter)

QUILTED LILIES by Ann Hazelwood (#6 in the series – MUST read in order!)

UNCONVENTIONAL & UNEXPECTED – AMERICAN QUILTS BELOW THE RADAR – 1950-2000 by Roderick Kiracofe

BARGELLO QUILTS IN MOTION by Ruth Ann Berry – SEW glad Georgiann Morrissey requested this book and it is an EXCELLENT addition to our Bargello book collection!

CRAZY QUILTING – HEIRLOOM QUILTS – TRADITIONAL MOTIFS AND DECORATIVE STITCHES by Christine Dabbs (a wonderful donation!)

EMPORIA ROSE APPLIQUE QUILTS – NEW PROJECTS, HISTORICAL VIGNETTES, CLASSIC DESIGNS by Barbara Brackman and Karla Menaugh

Library News continued

YVONNE PORCELLA A MEMOIR – DEFINING WHY by Yvonne Porcella (autographed – obtained for us by Phyllis Gallaway at the Houston show)

DARE TO DANCE – AN ART QUILT CHALLENGE by Mary Kerr

CURVES WITHOUT PIECING by Annette Onerlas (requested by Judy Dieter)

DOLLHOUSE QUILTS by Tina M. Gravatt

BLOCK – HOLIDAY – VOLUME 1, ISSUE 6 by Jen-ny Doan (Donated by Jan Andrews)

BLOCK – FALL – VOLUME 1, ISSUE 5 by Jenny Doan (Donated by Jan Andrews)

MOD BLOCK (THE COLOR ISSUE) by Jenny Doan (Donated by Jan Andrews)

"TADDPOL" QUILTS FOR BABY by Tammy Tadd (a Donation)

BASKETS & FLOWERS – RHAPSODY QUILTS – DESIGN COMPANION VOL. 2 TO RICKY TIMS' RHAPSODY QUILTS (a donation)

Have you pawed through the ever-growing box of rulers, templates, and stencils that have been donated to our library for members to check out?

Be sure to let me know if you find an item that our library need!

And don't forget that we have magazine subscriptions to:

FONS AND PORTER'S LOVE OF QUILTING QUILTERS NEWSLETTER (all of the issues since the very beginning!)

MACHINE QUILTING UNLIMITED

QUILTING ARTS

AMERICAN QUILTER

QUILTMAKER

FABRIC TRENDS

Plus many past issues of:

QUILT LIFE (Alex Anderson and Ricky Tims) Discontinued with the October 2014 issue -DARN!

MINIATURE QUILTS

JAPANESE magazines

QUILTMANIA (European)

Wearing your nametag is a huge help to everyone.

Library News continued →

Library News continued →

Pamela Day Workshop

crew arrives at LBA&GC to prepare the room for a gathering of 20 women, 20 machines, three ironing boards, and Pamela's fun patterns, materials, supplies, and other purse-related accoutrements. Not long into set-up it was discovered that only one ironing board was on-site for the day. But a quick phone call to Mirna and a quick trip home by Lady Mary R and class starts right on time – with 3 boards - at 9:00am.

The array of fabrics was wonderful. Jan W's aqua batik was elegant. Linda Z's cobalt blue was positively striking. Mary Ann matched her plaids perfectly. Carolle L's Dupioni silks caught my eye from across the room. Debby B's batiks paired with black made incredible drama. It was upholstery weight fabric for Cathy C. Sandi M's floral fabric appeared to be illuminated as if



Jan Westerman's New Yorker

from within. My tablemate, Mary, combined two brown batiks that formed a calming union - perfect for everyday. This purse pattern looked amazing in all of its renditions. I am crazy in love with mine. It is so much more than I imagined. The iron-on stabilizer gives body to the bag that immediately makes the bag stand upright on it's own. Add a hard bottom and feet and we are talking top-drawer status. Another fabulous feature is the magnetic closures. I will no longer shy away from this easy to install closure.

Pamela is such a lovely creature. She was attentive like a mama cat - patient, encouraging, and calming. Her manner of teaching was based in the many years of bag- and costume-making and she taught us several new techniques and tips. She was an open book making us all faboo bag makers (and closer friends). We worked at our own pace but pretty much all of us were in similar stages of bag making. Pamela kept walking around the room stopping occasionally to do smallish group tutorials and we left with all of the information we needed to finish the project and even make it again.

Pamela Day Workshop continued →

Pamela Day Workshop continued

The person who traveled the farthest was our member from Walnut Creek, Laurie B. Her deep purple bag looks rich and royal. Phyllis played hostess to both Laurie and Pamela and they both commented on the comfortable accommodations and how lovely the Santa Rosa Quilt Guild is. The four of us girls went out to dinner Thursday night to a Thai restaurant near the Flamingo. The food was delicious and the company delightful. We are a full-service guild.

The class was such a success and the time flew by so quickly that at 3:30 we noticed all students were still accounted for - no one left early. Some, maybe most, of us finished our New Yorkers. We had a great clean up crew and after the chores the room looked better than when we arrived. We hugged our classmates and travelers good bye. Phyllis, in addition to doing my job so I could take the class, was also my ride home. We couldn't stop smiling and agreed it was a wonderful workshop and a wonderful day.

Thanks to Gari, Linda G, Genelle, Miss Kitty, Bonnie, and Carolle, too, for being awesome support and stepping in to attend to the little but important details.




Rhonda Denny

Library News continued

This is an excellent way for us to get to know each other.

Check out as many of our more than 3,000 books, DVDs, and CDs, plus magazines, as you wish, just remember to return them to the very next meeting, pretty please, as there are so many members in the guild who also wish to use the items.

Our library needs many, many volunteers. You do not need to formally sign-up to help – we'll take whatever time you can spare before or after any meeting. If you do not like the job you are given, don't be shy – let us know what you would rather do. I can never thank everyone enough for their assistance and support with making our library the best in the entire world!



Needle and Thread

Jim Jensen

Dianne Cheli

The Santa Rosa Quilt Guild Executive Board is pleased to welcome Dianne Cheli as our Parliamentarian this year. It is Dianne's responsibility to keep the Board "in line" and make sure that we run our meetings according to the Bylaws and Robert's Rules (which must also mean that she has a degree in herding cats.)



Dianne always sewed clothes for herself and her family. She later taught her daughters to sew for themselves, which is a talent they continue to enjoy today. Years

ago, while travelling through Virginia and the South, she was captivated by the wonderful quilts she would find in the old mansions. She saw great examples of luxurious tapestry and silk quilts in the upstairs, but always gravitated to the patchwork quilts found in the servants' quarters. Fascinated with the histories the quilts tell of the families and the craftswomen who made them, she reflects on quiet evenings in the parlor with all the men sitting around talking while the women spend time together doing hand work.

Dianne's first exposure to learning to quilt, as with so many of us, was through the books of Eleanor Burns. Completely self-taught because she was working full time, her first quilt was Eleanor's "Lover's Knot." Also inspired by Alex Anderson, Dianne would get up at 5:00 every morning when Alex's show was on TV, coffee and notepad in hand. Dianne particularly appreciated Alex because she made everything easy to follow and was very patient in her presentation. When guests were explaining a certain technique, Alex would frequently stop them to make sure that everything was clear to the audience.

A big fan of paper piecing, Dianne appreciates that the paper backing gives stability to the block, and offers great precision with points and small pieces. She takes English paper piecing to keep her hands busy on road trips because the projects take up so little room. With lots of experience, she expanded her interest beyond the standard hexagons, and

Needle and Thread Continued

works with apple cores, diamonds, leaves, squares and other shapes. Hand quilting is the "most relaxing thing in the world," but she also enjoys free motion machine quilting if the project is small enough to fit in her workspace.

When Dianne joined SRQG in 2011, she made many good friends. She is grateful that everyone is so quick to share their talents, and is amazed how one pattern or project can be interpreted in so many different ways; an example is the annual "Mystery Quilt" and how all of the participants use the same pattern, but each reflects the individual's personality. She learns something new at every meeting, and likes that everyone is so willing to explain how a new technique works, or has a tip on how to make something easier. She would love to see more members become involved in the great programs we offer, like TSW's, Blocks of the Month, and Sew-a-Row; even consider becoming a member of the board or a committee chair ... there are so many rewards in helping SRQG thrive.

Dianne likes to finish what she starts. She claims to have only one UFO, a "quilt as you go," and she tacked it on her wall as a constant reminder of what she has to do. At the same time, it reminds her that things don't ALWAYS have to get done ... a good life lesson.

She never made a quilt especially for her husband, so since he recently reminded her, that is her next project.

Although it may seem "out of character," when Dianne and her husband travel (and she's not quilting) she loves to ride off-road vehicles in the desert. She has always enjoyed messing with cars, and is an expert at repairing carburetors. When the guys are working on their cars, they call on Dianne as their "diagnostician" because she has a really good ear and can tell what is wrong with an engine just by listening to it.

Dianne has never entered a quilt in any show. She has no desire to be an award winner. Her biggest reward is to personally give her creation to someone and hear "thank you ... thank you for thinking of me." She just wants the recipient to be happy, to know that the quilt was made with love and care and that the quilt will be used.

Dianne is always ready to help. She is part of the team that sets up and sells tickets for the opportunity quilt, and always stays late to help Sharon file library books. Everything she does for the guild is done with a smile and a positive attitude. We are so very fortunate that Dianne Cheli has chosen the Santa Rosa Quilt Guild to dedicate her time, talent and heart.

Block of the Month

April's Block of the Month is "Make It Scrappy!"

In order to create coordinated blocks, **the center square of Kona cotton will be provided for you;** you can pick up a square for as many blocks as you plan to make at the Block of the Month display during guild meetings.

All the other pieces can be whatever you want ... this is a really good block to mix it all up.

Have fun and let's get scrappy!

 Sue Gragg

Block of the Month



April
Make it Scrappy!

Welcome Our New Members!

Pamela Ell
Becky Stanley

Please look for these new members and
make them feel welcome!

Be A Mentor!


Sew-A-Row

Sew-A-Rows and Medallions are due to be passed to the next participants at our April 2nd meeting.



There are several which need someone to do a row or border for the next round, including the Sew-A-Row pictured here. There are many spaces available for sign-ups for the rest of the year also. Interested? Just see me at my "Sew-A-Row" booth in the back. Remember, photos of all the starters are also on the SRQG blog. Feel free to look at them on the blog and contact me if there is one (or two) you would like to sign up for.

New to the guild? Welcome – come see me and I'll explain this program to you. Thank you everyone for participating!

 Debby Bainbridge



THE LONGARM LADY
Custom Quilting Quickly
Full Service Quilting Studio
Hundreds of Designs - Done in a Day!
gari.j@juno.com • (707) 217-0087


Gari Jones

Quilty Pleasures Studio
112 School House Lane
Geyserville


Follow The Longarm Lady on
Facebook

A proud sponsor of Sonoma County Vetconnect

2015 Executive Board & Committees

President
Vice President
Treasurer
Secretary
Program Chair
Program Chair Elect
Parliamentarian
Members-at-Large

2015 ELECTED BOARD

Vicki David
Jim Jensen
Phyllis Galloway
Norma Viglienze
Rhonda Denny
Jan Nilsen
Dianne Cheli
Sharon Fry
Linda Hooper
Helen Smith
Jan Westerman

Finance
Friendship Blocks
Historian
Hospitality

Library
Membership

Newsletter Editor & Circulation
Newsletter Proofreading
Nominating
Opportunity Quilt Tickets
Sew-A-Row
Sunshine*
TSW (Tech. Sharing)
Videography
Website
Past President

Phyllis Galloway
Cheryl Dudley
Sharon Fry
Carolle LeMonnier
Judy Lindberg
Edie Sorensen
Georgiann Morrissey
Sharon Fry
Rhonda Denny, Jan Westerman
& Jan Andrews
Jan Andrews
Diana Roberts
Dianne Cheli
Lynette Whitman
Debby Bainbridge
Jan Westerman
Diana Roberts & Janice Rodgers
Linda Hooper
Jim Jensen
Vicki David

Block of the Month
Boutique

2014 COMMITTEES

Sue Gragg
Betty Upchurch, Joni Poole
Carol Jarvis & Chris Nolen
Mirna Estes
Pam Beebe & Anne Dondero
Pam McVey
Wendy Mouille

Community Outreach
Community Quilts
Fair Liaison
Field Trips

Remember!

- NAME TAG • SHOW AND TELL • COFFEE MUG •
- LIBRARY BOOKS • LUNCH • NO PETS • NO FRAGRANCES •
- REUSABLE PLATE & FORK • CELL PHONE ON SILENT •

SRQG 2015 Calendar

APRIL

- 2** **Business Meeting**
OPPORTUNITY QUILT RAFFLE!
Sew-a-Row: Round 2 due.
- 16** **Program Meeting**
Jennifer Rapacki~ “Creativity Unleashed - Technology for the Quilter”
TSW: Pam Beebe & Anne Dondero~ Tips for making Community Quilts.
- 17** **Workshop**
Jennifer Rapacki ~ “Photoshop and EQ7”
Luther Burbank Art & Garden Center
2050 Yulupa, Santa Rosa
9:00 a.m. to 3:30 p.m.
- 23** **Board Meeting**
10:00 am. Family Room at Masonic Center.
All are welcome.
- 30** **Fifth Thursday Guild Retreat**
Luther Burbank Art & Garden Center 9:00 - 3:30
Bring your own project or work on a community project! **All are welcome!**

MAY

- 7** **QUILTATHON!**
Bring your sewing machine or hand sewing equipment for a day of sewing, chatting and fun.
Doors open at 9:00 a.m.
- 21** **Program Meeting**
Mark Lipinski ~
“Quilting Duckling to Quilting Swan”
TSW ~ Elizabeth Marrs: *A Judge’s Tips for Quilt Competition* (Demonstration)
- 22** **Workshop**
Mark Lipinski ~ “Lemon Cathedral”
Luther Burbank Art & Garden Center
2050 Yulupa, Santa Rosa
9:00 a.m. to 3:30 p.m.
- 28** **Board Meeting**
10:00 am. Family Room at Masonic Center.
All are welcome.

Affiliate Members

ANIMAL COIN.COM

Ann Nolen
1007 Baird Rd. ~ Santa Rosa
888-1837
<http://www.animalcoin.com/>
ann@animalcoin.com
Online Sales Only

BOLT

Kate Barrett
219 N. Cloverdale Blvd. ~ Cloverdale
894-2658
Tues. - Sat. 10:00 - 6:00
<http://www.boltcloverdale.com/>
info@boltcloverdale.com
10% discount for SRQG members

BROADWAY QUILTS

Gery Rosemurgy, Owner
20525 Broadway, Sonoma, CA 95476
707-938-7312
www.broadwayquilts.com
Mon-Sat 9:30-5:30, 11-3 Sunday

COUNTRY MOUSE

CUSTOM LONGARM QUILTING

Carol Stevens Marcia Seeley
707-321-5361 707-571-8284
1695 Willowside Road
Santa Rosa, CA 95401
CountryMouseQuilting@gmail.com
Friday-Sunday By Appointment

HEARTMADE QUILTS

Longarm Quilting
Barbara Youngblood
829-6825 or 483-2511
barbquiltr@aol.com
www.heartmadequilts.com/

IT'S FROM GRANDMA

Machine Embroidery and More
Janice Rodgers, Owner
P.O. Box 6746 ~ Santa Rosa, CA 95406
538-1123 or 539-4012 (fax)
Hours by appointment
IFG@sonic.net.

THE LONGARM LADY AT QUILTY PLEASURES STUDIO

Custom Machine Quilting
Gari Jones
112 Schoolhouse Lane
Geyserville, CA 95441
217-0087
Hours by Appointment
gari@juno.com

MARIAN'S MAGIC NEEDLE QUILTING

Custom Machine Quilting
Marian Drain
1140 Sanford Ranch Rd.
Ukiah, CA 95482
472-0195
Hours by Appointment
<http://cuddletimequilts.wordpress.com/>
cuddletimequilts@me.com

THE SEWING & VACUUM CENTER

1250 Mendocino Ave.
Santa Rosa, CA
707-575-5279
Mon.-Sat. 10-6
<http://www.mysewvacplace.com/>

For the Record

The minutes of our meetings can be found
archived on the blog on our website.
Please review them and report any correc-
tions to Norma Viglienze or Vicki David.

Board Meeting

Thursday, April 23, 2015
10:00 a.m.
Scottish Rite Family Room
All Members Are Welcome