



# Stitch 'n Times

Santa Rosa Quilt Guild  
P.O. Box 9251, Santa Rosa, CA 95405  
January 2016 • Vol. 40 • No. 1

## President's Message

Happy New Year! It is a tradition in many cultures to mark the New Year with perspective and expectation – perspective of what we have accomplished in the past year, and setting expectations for achievements in the year to come.

In perspective, I am so grateful for the dedication of time, talent, treasure and fabric that guild members contributed to our Community Quilts Program. Last year's donation of more than 1,100 quilts to groups like Valley of the Moon Children's Home, senior care centers and Secret Santa, and another 309 quilts to veterans, is so very impressive. This is our legacy. There is true nobility in spending hours of time and using personal stash to create objects that bring comfort and joy to people we will never meet – creations made out of simple kindness to wrap a stranger in warmth and love.

And what can we expect for 2016? Program Chairperson Jan Nilsen has prepared an amazing roster of speaker presentations and workshops for the year. A wide variety of subjects including the importance of value, the use of color, art quilting and free motion machine quilting are just a few of the topics we will explore. As an extension of our community projects, we will have a separate "Quilting Festival" on January 14 to make bed sized quilts for the survivors of this fall's Lake County fires. Of course we will have three Quiltathons and Fifth Thursdays, and who knows what other surprises might engage our imaginations. Hosting the "Tri-Guild Luncheon" on March 12 will be great fun!

I'm so honored that you have chosen me as your president for 2017. In perspective, I am grateful for all the accomplishments made during Vicki David's reign – especially with updating the Bylaws; Policies, Procedures and Reference Manual; and the Membership Handbook. Those were all very time and brain intensive projects ... now that Vicki facilitated all of that, I guess I'll just be able to play ... there won't be anything else for me to do!

My expectations for the New Year? I look forward to being constantly inspired and amazed with the level of creativity and imagination displayed by *you*, the members of SRQG. I look forward to our commitment and perseverance as we convert our passion into quilts that benefit the community. I look forward to working with the steadfast members who comprise the Executive Board, Committee Chairs and Committee Members; I especially thank Linda Hooper for stepping up to be Vice President and Website Manager ... after the last three years; I know too well how much work is involved. I would be lost without the unfailing support of Phyllis Gallaway, Sharon Fry, Jan Andrews, and so many more.

Most of all, I expect to have FUN! With all this time on my hands, I may even finish a UFO or two in the process!

**Jim Jensen**

## January Program and Workshop

**LINDA BALLARD**


**PROGRAM THURSDAY, JANUARY 21, 2016 ~ "WHAT IF I??"**

**WORKSHOP FRIDAY, JANUARY 22, 2016 ~ "ALOHA PRINCESS"**

Being an avid seamstress all her life, Linda Ballard has taken her skills from dressmaking to creating wonderful traditional quilts using today's faster techniques and tools. She believes there's something for everyone when it comes to quilting, and that quilters have a strong bond unlike anything else.

She will be showing many of her beautiful quilts and talking about "What if I..." showing how to play with different components of patterns to get very different results.

She will be teaching **THE ALOHA PRINCESS** quilt pattern for our workshop, which she designed for a Hawaiian cruise. Picture and supply list available when you sign up. Two vacancies remain in this workshop.

 Jan Nilsen

## 2016 Programs

### Rob Appell

February 2016

Rob Appell blends his love for the ocean with his work as a textile artist and designer. A few years back, Rob landed a job in his mother's quilt shop "The Cotton Ball" in Morro Bay, California. It was at The Cotton Ball where Rob found a fondness for Hawaiian shirt making. Shirt scraps make beautiful quilts and so does Rob. He learned to quilt by trial and error, and definitely brings a masculine touch to this age old tradition. Rob's quilts are 100% machine made and focus on applique work.



Now, after almost twenty years in the industry, Rob designs quilts for Michael Miller Fabrics, has authored a few books, countless quilt patterns including The Endangered Species Quilt Project, produced a few DVDs on his techniques, and is inventing sewing and quilting tools. He services sewing machines in his studio in Morro Bay, California.

He is blessed to travel the world sharing his experiences and joy in quiltmaking and sewing machine technology.

His trunk show will be entertaining and lively as he takes us through his own development as a quilter and some of his beautiful quilts.

Check him out at [robappell.com](http://robappell.com)

He will be teaching us his technique for making **COLOR STRATA QUILTS**. You can see him and an example his color strata quilt process on his web site. He also has a book that can be purchased.

### Ann Shaw

March 2016

Ann Shaw is a talented quiltmaker and teacher from Camas, Washington, specializing in pieced art quilts based on the methods developed by Ruth McDowell. Ruth has since retired and Ann continues to teach her methods and expand on her work. Ann's pictorial quilts are vibrant and playful. She has taught all over the country and has been featured in several books and magazines. Her art quilts are all pieced (not appliqued) and she honors traditional piecing and quilting techniques in her quilts. She develops a pieceable design working from photographs. Many of her subjects are related to the beauty in fauna and flora of the northwest.



**March 17: Program:** Ann will discuss "Line, Shape and Design" and show how these principles are used in designing quilts.

**March 18: Workshop** will be "Flowers of the Gorge" in which participants will be able to choose one of 5 designs to make in the class. Using her patterns in the workshop, students will learn the method they can use to develop their own patterns. Samples can be seen on her website and flower patterns can be purchased from Jan Nilsen at guild meetings prior to the workshop, or at the workshop. Supply list is at: [www.annshawquilting.com](http://www.annshawquilting.com) and can be found under "Flowers of the Gorge"

 Jan Nilsen

## Board Meeting

Thursday, January 28, 2016

10:00 a.m.

Scottish Rite Family Room  
All Members Are Welcome

## Change of Information?


Don't forget to notify  
Jan Andrews  
at the Membership Table!

## Block of the Month

The theme for the block of the month for the year 2016 is **Modern**. This is an exciting trend in the quilt world right now. It came from the modern design movement. In the quilt world it is an updating of classic quilt patterns. The designs are minimalist with large areas of negative space. Colors are bold. Neutrals in modern blocks are white, off-white and shades of gray. The blocks are high contrast. The great thing about modern blocks is they are easy to sew. If you make two blocks each month at the end of the year you will have a modern sampler. I hope you join us in 2016 for the Modern Block of the Month.

 Diana Roberts

### Block of the Month



January  
Modern Spool

## Cloverdale Citrus Fair

February 12 through the 15 are the dates for this year's Cloverdale Citrus Fair. The theme is "PIRATES OF THE FAIR'IBBEAN". Hey Mateys, I don't make up these themes! Entry forms and guide books may be found on their website [www.cloverdalecitrusfair.org](http://www.cloverdalecitrusfair.org). Mark your calendars for Friday, January 22, entry forms must reach the fair office by 5pm. Quilts must be delivered on January 30 between 10am and 5pm and picked up on February 15 and 16 from 5 to 7pm. We have volunteers who live near Cloverdale who will deliver your quilts to the fair and return them. As a reminder, Santa Rosa Quilt Guild gives a \$25.00 award and a Rosette for "Best Hand Quilting" and a \$10.00 award and Rosette for "Best Hand Quilt" in the youth section. This delightful fair had a great showing of quilts last year and many awards were given to Santa Rosa Quilt Guild members. You have time to pull out your quilts from your treasure chests and finish them in time for the Cloverdale Citrus Fair.

 Pam McVey

## Community Quilts

This past year our guild gave generously to people in need of comfort. In January we will post the total number of quilts donated. Our committee members did a wonderful job and will all be involved again in 2016. We appreciate their new ideas and energy! **Laura Barrett** and **Nancy Stedman** coordinate 5th Thursday Retreats and Quiltathons. Nancy also stores our batting. **Susan Hazlewood** sorts and stores completed quilts and delivers them to recipients. **Janet Tonkin** steps in to help oversee work-days when Laura or Nancy are unavailable. Janet also stores flannel for baby quilts and 'overflow' quilts from Susan. **Marlene Sullivan** collects doll quilts throughout the year and delivers them during the holidays. **Lavella Cassinelli** and her mini-group make and deliver quilts to local veterans. **Pam** is the *Queen of Production*, and **Anne** manages our budget, attends board meetings, and tends to miscellaneous things as the need arises.

### **February 4th is our first Quiltathon of the year:**

Mark your calendars and plan to join us for a fun day of visiting and working together on quilts for our community. In late January look for an email with more details.


If you would like to work on donation quilts at home, please refer to the following size chart..

## **COMMUNITY QUILT SIZES**

If you are making donation quilts on your own, these are the approximate sizes most needed.

32" x 40" Baby Quilts	For Sutter & Memorial NICUs, Public Health nursing, & teen moms. We provide kits for making the tops, or you may use your own fabrics.
40" x 60"	For Valley of the Moon and other Organizations serving children in need. Please use bright colors for young children or fabrics that will appeal to teenagers.
50" x 65"	For 18 year olds aging out of the Foster Care system and for women residing at the YWCA Safe House.
40" x 60"	Lap quilts for adults. Given to Secret Santa, women being served by Verity, deserving seniors in local convalescent hospitals, & others.
Doll Quilts	For little girls & boys. We collect them throughout the year and donate during the holidays.

Thank you to all who are involved with this important outreach project!

 Pam Beebe & Anne Dondero

## Library News

A Happy New Year to All!

The following is a list of the books that came into our possession since our last newsletter. For images of the covers and more detailed descriptions of the items, just click on LIBRARY on our website [www.santarosaquiltguild.org](http://www.santarosaquiltguild.org) Linda Hooper has written easy-to-understand directions about how to utilize the library site. To locate her instructions, click on the underlined "here" in the second paragraph at the top of the library page. Let me know if you would like guidance with the site and we'll sit down at the Library's laptop computer after a meeting. *A hint: if you are looking for an author, remember to type in the last name first, and if you are searching for a book title, type in the first "important" word leaving the a, an, and the's 'til the end.*

OUTSTANDING OWLS FOR APPLIQUE by Darcy Ashton (purchased by Phyllis Gallaway at the Houston show! – Absolutely adorable book!!!)

STITCHES TO SAVOR by Sue Spargo (requested by Diana Roberts – filled with close-up photos of exquisite stitchery – check out other books by this author in our library to find out how to make these stitches)

BUILDING BLOCKS QUILT PATTERN by Leah Day (when this arrived in the mail as 93 loose pages I was at a loss of what to do with this "book" – so, during my library report I whined loudly and Cathy Rapp came up with not only an excellent solution, but also had it bound (a treat for our guild!). How many times have I said, "It takes a village . . ."?!?!?)

STEP-BY-STEP FREE-MOTION QUILTING – TURN 9 SIMPLE SHAPES INTO 80+ DISTINCTIVE DESIGNS by Christina Cameli (our thanks to Judy Dieter for spotting this very helpful book that will help improve our free-motion skills, one shape at a time – meant for longarm or domestic sewing machines)

ADD-A-LINE EXTREME QUILTING PATTERNS by Janie Donaldson (this donation by Elizabeth Marrs joins the author's other books in our library)

*Have you pawed through the ever-growing box of rulers, templates, and stencils that have been donated to our library for members to check out?*

Be sure to let me know if you find an item that our library needs!

### Library News continued

And don't forget that we have magazine subscriptions to:

FONS AND PORTER'S LOVE OF QUILTING  
QUILTERS NEWSLETTER (all of the issues since the very beginning!)  
MACHINE QUILTING UNLIMITED  
AMERICAN QUILTER  
QUILTMAKER

Plus many past issues of:

QUILT LIFE (Alex Anderson and Ricky Tims) Discontinued with the October 2014 issue -DARN!

MINIATURE QUILTS  
JAPANESE magazines  
QUILTMANIA (European)

Wearing your nametag is a huge help to everyone. This is an excellent way for us to get to know each other.

Check out as many of our more than 3,000 books, DVDs, and CDs, plus magazines, as you wish ~~ just remember to return them to the very next meeting, pretty please, as there are so many members in the guild who also wish to use the items.

Our library needs many, many volunteers. You do not need to formally sign-up to help – we'll take whatever time you can spare before or after any meeting. If you do not like the job you are given, don't be shy – let us know what you would rather do. I can never thank everyone enough for their assistance and support with making our library the best in the entire world!



Sharon  
'The Librarian'  
Fry

## Wine Country Quilt Show

Hope everyone had a fabulous holiday season! Consider making a New Year's resolution to enter a quilt or two into this year's Wine Country Quilt Show. Instructions, on-line entry and downloadable version of the entry form can be found on <http://www.mqsc.org/annual-quilt-show/quilt-show-entry-form/>. Deadline for entries is April 8, 2016.

Trina Jahnsen, Quilt Show Entry Coordinator

Library News continued →

## Technique Sharing Workshops

Happy New Year, Santa Rosa Quilt Guild!

Technique Sharing Workshops are free, and take place at our guild meetings, beginning after the lunch break and lasting between 30 minutes and two hours, depending on the topic. These workshops, led or taught by our own members on a volunteer basis, give our members a chance to share, learn and practice various special techniques related to quilting.

Please sign up for these demonstrations in advance, so that we may be sure to have the correct number of handouts, and plan for an appropriate space. The Home Page Calendar includes the 2016 Technique Sharing Workshops.

TSW Handouts are archived on the blog, effective with the 2011 TSWs.

Diana Roberts will lead the TSW at our first meeting of the year on January 7. It is called "How to find the perfect ¼ inch on your sewing machine"

Have you ever wondered why your blocks don't turn out the right size? Don't trust your ¼" foot or your eyeball? Diana will do a demonstration on finding the perfect ¼' on any sewing machine.

This is recommended for people who want to participate in Block of the Month for 2016.

Sign ups will be in the back of the room for the demonstration. Please sign up before the meeting on the 7th so that we know how many people plan to attend the demonstration. This will help us to be ready with appropriate number of chairs after lunch.

I hope you will consider sharing a technique with our guild members! The tentative dates for 2016 from which to choose are: Jan 7, Feb 18, March 3, April 7, May 15, June 16, July 21, August 4, Sept 1, Oct 20, Nov 17. Watch the newsletter and website for further TSW information.

Please contact me, Linda Gilbert, TSW program chair at: [sonomasa@comcast.net](mailto:sonomasa@comcast.net), to give me a date preference for sharing your technique. I will need a description to submit to the Newsletter and discuss any handouts, etc. that are needed for your demonstration. I will contact you to discuss...bear with me, I'm new to this!

 Linda Gilbert

## Welcoming Committee

Membership is pleased to announce the launch of the Welcome Committee, a sub-committee of Membership. Designed to identify new and prospective members and provide them with information and guidance, the Welcome Committee consists of Jan Westerman, Loni McDonald, and myself, as chair. Stationed in the corridor, look for the welcome banner reading 'Aloha'. Jan and Loni will conduct tours and make introductions before and after meetings at scheduled times. Also, an after-meeting orientation will be provided to answer questions such as, 'Tell me about the Members Handbook', 'When should I bring a dish to share', 'How do I check out library books', 'How do I get involved', 'Tell me about Community Quilts', 'How does one sign up for a workshop', etc. One thing to remember is that guests and new members get to go to the head of the lunch line, so make room.

Membership is setting aside designated seating for guests and new members. Also, each new member will receive an SRQG mug (while supplies last.) At the Aloha table, I will greet each prospective person, have application forms ready on a clipboard, and pair them with one of the greeters for seating and tours. If you have invited someone to meet you please co-ordinate with me. Your guest will be in your capable hands (and you know this means go to the head of the lunch line). Let us work together to make new members feel welcome, encouraged, and familiar with the Santa Rosa Quilt Guild.



Rhonda Denny  
Jan Westerman  
Loni McDonald

### MEMBERSHIP RENEWAL TIME

DUES FOR 2016 ARE:

**\$35.00**

PLEASE LEAVE YOUR CHECK AT THE  
MEMBERSHIP TABLE

OR MAIL TO:

**SRQG**

**P.O. BOX 9251**

**SANTA ROSA, CA 95405**

THE DEADLINE FOR INCLUSION IN THE  
2016 MEMBERSHIP ROSTER IS  
THURSDAY, JANUARY 28TH

## Sew A Row


It's a new year, so that means it's time for new Sew-A-Rows and Medallions. Get your thinking cap on and prepare a Sew-A-Row starter. They are due at the January 21st meeting. (A "starter" is the center of a medallion, or row for a Sew-a-Row.)

The new Sew-a-Rows and Medallions will be on display at the February 4<sup>th</sup> meeting! Please drop by the Sew-a-Row booth at the February 4<sup>th</sup> meeting to select one (or more) starters and add your magic.

Questions? Just contact me. Thank you for participating!

 Genelle Voorhees

## Sunshine



Knowing that someone cares can really make a person's day brighter. Please contact me by phone or email if you know someone who could use a card from the SRQG.

Happy Sewing,  
Jan Westerman (Ms. Sunshine)

## Ride Sharing in 2016

Dear SRQG Membership, as time passes we sometimes realize that it is probably not a good idea to drive any more. For me, it happened almost ten years ago. I realized that I had not driven in some time - years actually - because I could no longer depress the brake pedal to stop the car. I traded my driver's license for a California Identification Card, which looks exactly like my Drivers License - up to and including the individual identifying numbers. At first, I worried. It felt weird. But over time, it became a relief. It was dangerous for me to drive. Believe me, Santa Rosa is much safer with me out from behind the wheel.

I have asked the board if we could test the waters to see if anyone would like to volunteer transportation for those who no longer drive. I want the contacts to go through me, hopefully pairing people in nearby neighborhoods. If you can provide a ride, call or write me with your specifics and I will set up a ride share. Likewise, let me know if you would benefit from a ride. No one should ever miss a meeting because of transportation.

 Rhonda Denny

## Boutique and Raffle

The Boutique and Raffle had a **very productive** year in 2015 and we anticipate an even better 2016. We are looking for new ideas for items to sell and also for the raffle. It was great having so many table runners etc. donated. We enjoy seeing other creations and sharing them.

We look forward to the New Year with LOTS of participation and productivity.

 Betty Upchurch &  
Carol Jarvis

## A Special Note of Thanks

I would like to say a special thanks to everyone who is participating in the quilts being made for the fire victims in Lake County. We have no way of knowing how many lives we have touched by giving of our time, love and concern for our fellow man. It has been a delight working on over twenty quilts to be delivered to Lake County. Of course there are so many others also quilting, they are just being quiet about it. Some of the quilts have turned out extraordinary and will be treasured for many years. Once again thanks for all the help in giving me lots more practice machine quilting. "George" has almost become an extension of my body as I spend so much time with him. Without all your help I would have to find another way to occupy my mind and body. (For those who do not know, George is a stationary long arm and has not replaced Dwight even though he sometimes feels like it. He (Dwight) has been great and even cooks for me some days.) Thanks again and here's hoping your holidays were great and I look forward to another enjoyable year working together.

 Betty Upchurch



# Affiliate Members

## ANIMAL COIN.COM

Ann Nolen  
1007 Baird Rd. ~ Santa Rosa  
888-1837  
<http://www.animalcoin.com/>  
[ann@animalcoin.com](mailto:ann@animalcoin.com)  
Online Sales Only

## BOLT

Kate Barrett  
219 N. Cloverdale Blvd. ~ Cloverdale  
894-2658  
Tues. - Sat. 10:00 - 6:00  
<http://www.boltcloverdale.com/>  
[info@boltcloverdale.com](mailto:info@boltcloverdale.com)  
10% discount for SRQG members

## BROADWAY QUILTS

Gery Rosemurgy, Owner  
20525 Broadway, Sonoma, CA 95476  
707-938-7312  
[www.broadwayquilts.com](http://www.broadwayquilts.com)  
Mon-Sat 9:30-5:30, 11-3 Sunday

## COUNTRY MOUSE

### CUSTOM LONGARM QUILTING

Carol Stevens                      Marcia Seeley  
707-321-5361                      707-571-8284  
1695 Willowside Road  
Santa Rosa, CA 95401  
[CountryMouseQuilting@gmail.com](mailto:CountryMouseQuilting@gmail.com)  
Friday-Sunday By Appointment

## THE LONGARM LADY

### AT QUILTY PLEASURES STUDIO

Custom Machine Quilting  
Gari Jones  
112 Schoolhouse Lane  
Geyserville, CA 95441  
217-0087  
Hours by Appointment  
[gari@juno.com](mailto:gari@juno.com)

## MARIAN'S MAGIC NEEDLE QUILTING

Custom Machine Quilting  
Marian Drain  
1140 Sanford Ranch Rd.  
Ukiah, CA 95482  
472-0195  
Hours by Appointment  
<http://cuddletimequilts.wordpress.com/>  
[cuddletimequilts@me.com](mailto:cuddletimequilts@me.com)

## MEISSNER'S SEWING CENTER

Formerly My Sew Vac Place  
1250 Mendocino Ave.  
Santa Rosa, CA  
707-575-5279  
Mon.-Sat. 10-6  
<http://www.meissnersewing.com/household/>

## THE TREASURED THREAD

Custom Quilting & Embroidery  
Diane Bare  
304 Burt St. • Santa Rosa  
707-571-2078  
[Diane@thetreasuredthread.com](mailto:Diane@thetreasuredthread.com)  
Afternoon, Evening & Weekend hours

 **For the Record**

The minutes of our meetings can be found archived on the blog on our website. Please review them and report any corrections to Becky Stanley or Jim Jensen.

**stitch'n times advertising rates**

Business Card	2.25" x 3.5"	\$10.00
1/4 page vertical	3.5" x 4.875"	\$25.00
1/4 page horizontal	4.875" x 3.5"	\$25.00
1/2 page vertical	3.65" x 9.75"	\$50.00
1/2 page horizontal	7.5" x 4.75"	\$50.00
Full page	7.5" x 9.75"	\$100.00

Contact Newsletter Editor Jan Andrews

# 2016 Executive Board & Committees

President  
Vice President  
Treasurer  
Secretary  
Program Chair  
Program Chair Elect  
Parliamentarian  
Members-at-Large

## 2016 ELECTED BOARD

Jim Jensen  
Linda Hooper  
Phyllis Galloway  
Becky Stanley  
Jan Nilsen  
Janice Rodgers  
Dianne Cheli  
Sharon Fry  
Joy McGoran  
Helen Smith  
Jan Andrews

Finance  
Friendship Blocks \*  
Historian \*  
Hospitality \*

Library \*  
Membership \*

Newsletter Editor & Circulation \*  
Newsletter Proofreading  
Nominating  
Opportunity Quilt Ticket Sales \*  
Sew-A-Row \*  
Sunshine \*  
TSW (Tech. Sharing) \*  
Videographer \*  
Website \*  
Past President

Phyllis Galloway  
Cheryl Dudley  
Sharon Fry  
Carolle LeMonnier  
Judy Lindberg  
Georgiann Morrissey  
Sharon Fry  
Vicki David, Sue Gragg  
& Jan Andrews  
Jan Andrews  
Diana Roberts  
Dianne Cheli  
Patricia Kearns  
Genelle Voorhees  
Jan Westerman  
Linda Gilbert  
Linda Hooper  
Jim Jensen  
Vicki David

## 2016 COMMITTEES

Block of the Month \*  
Boutique \*

Community Outreach \*  
Community Quilts \*  
Email Coordinator \*  
Fair Liaison  
Field Trips

Diana Roberts  
Betty Upchurch, Joni Poole  
Carol Jarvis & Chris Nolen  
Mirna Estes  
Pam Beebe & Anne Dondero  
Sharon Fry  
Pam McVey  
Wendy Mouille

\* Standing Committee

# Remember!

- NAME TAG • SHOW AND TELL • COFFEE MUG •
- LIBRARY BOOKS • LUNCH • NO PETS • NO FRAGRANCES •
- REUSABLE PLATE & FORK • CELL PHONE ON SILENT •

## SRQG 2016 Calendar

### JANUARY

- 7** **Business Meeting**  
Installation of 2016 Elected Board Nominees
- 14** **Lake County Quilting Bee**  
Bring your own quilt or pillowcase to work on.  
Lunch provided.
- 21** **Program Meeting**  
**Linda Ballard** ~ "What if I...."  
TSW: Diana Roberts "1/4" Seam Allowance"  
Sew-A-Row starter rows due
- 22** **Workshop**  
**Linda Ballard** ~ "Aloha Princess"  
Luther Burbank Art & Garden Center  
2050 Yulupa, Santa Rosa  
9:00 a.m. to 3:00 p.m.  
8:30 a.m. for set-up
- 28** **Board Meeting**

### FEBRUARY

- 4** **QUILTATHON!**  
Bring your sewing machine or hand sewing equipment for a day of sewing, chatting and fun.  
Doors open at 9:00 a.m.
- Block of the Month "Modern Spool" is due
  - Sew-a-Row Sign-Ups
  - Introduction of 2016 Guild Challenge
- 12-15** **Cloverdale Citrus Fair**
- 18** **Program Meeting**  
**Rob Appell** ~ "Quilts From the Sea and Beyond"  
TSW: To Be Announced
- 19** **Workshop**  
**Rob Appell** ~ "Color Strata Quilts"  
Luther Burbank Art & Garden Center  
2050 Yulupa, Santa Rosa  
9:00 a.m. to 3:30 p.m.  
8:30 a.m. for set-up
- 25** **Board Meeting**



## Vicki Johnson Workshop

Arriving at 8:15, the Luther Burbank Art and Garden Center was already bursting with activity - Gari and Phyllis were readying the room. The tables were covered in shower caps of plastic and elastic shared with us by the Pointless Sisters. (Thank you, Ellindale and Sisters for the kindness.) At each seat, Vicki and her assistant, Jeanie, had placed kits containing plates of plastic and Styrofoam, a cosmetic sponge, a block for printing, flexible printing plates, template material, and half a dozen other wonderful things. The two forward tables - those used by teachers - were covered in every manner of paint, crayons, tools, templates - anything and everything we might need. In terms of a kit it was the most comprehensive kit I have even seen dispensed at a workshop. The lot of us used every bit of the supplies.

Vicki's handouts are fabulous, her bibliography is impressive, and her body of work is timeless. Vicki gave excellent demonstrations about every 30 minutes. We began by selecting two colors of paint, one at a time. In my case, I began with white silk fabric and pink paint followed by a not quite yellow mustard color. Once the fabric was covered in paint, Jeanie put the plates - each containing a wet wad of painted fabric - into a microwave for three minutes and then into the sun to dry. We went on to the next project, which involved the cosmetic sponges followed by paintbrushes, toothbrushes, denture brushes - "pick a brush, any brush" techniques. With Jeanie guiding me, I painted a sunset with pines. We colored with fabric crayons and then watercolors, think Batik. We broke for a 30-minute lunch and then got right back to work and more demonstrations every half hour. I painted a doily cobalt blue and used it to wallpaper a piece of linen. We worked up until the closing bell rang at 3:30 for clean up. The time passed so quickly and we accomplished so much from a teacher who generously gave of her supplies, time, talent and friendship. I give Vicki Johnson two thumbs up!

My tablemate, Loni, arrived with a gigantic tote filled with amazing materials and fabrics. She shared white Kona cotton, raw silk in ecru, and a pink pre-dyed piece of cotton with me. I shared cream flannel, white silk and linen with her. Next to Loni sat Lee from Moonlighter Quilters, a sweetheart of a woman. Then came Christina, Marianne, Angie, the Pointless Sister contingent, Ellindale, Carroll, and C.L. Tree.

**Vicki Johnson Workshop continued →**

**Vicki Johnson continued**

Marlene sat next to Mary Ann and Gari next to Shari and my favorite match up of the workshop Lady Jackie and Miss Kitty.

The most extraordinary projects at the end of the day, in my humble opinion, are stunning stenciling by Ladies Ellindale and Jackie. Christina's 'Resist' art work was phenomenal.

Gari did something very pretty. She created a muslin whole cloth quilt, with the usual layers, topstitched with a gorgeous design to color with crayons for a new family member who says, "Meow." I love this piece and I'm sure the cat will, too.

What I really love about workshops is the relationships. Lady Jackie needs a ride to the workshop. I send a shout out to the class to which Miss Kitty responds. I hear them chatting. Miss Kitty says to Lady Jackie, "I do wish I knew who had the rag dolls from at the last guild meeting. I just love rag dolls." Lady Jackie replies, "I brought rag dolls." They both burst into laughter and a precious friendship is kindled. Miss Kitty was so enchanted by the dolls she hadn't thought to look at the doll maker.

Many thanks to those who went the extra mile: Gari, Phyllis, Loni, Christina, and Lee (who signed on to help), and to those who stuck around to help the helpers at the end of the last workshop of the year 2015 and number 53 for me. Thank You, Santa Rosa Quilt Guild, for the excellent on-going education in the arts of quilting.

Special thanks to Phyllis for being my handmaiden. I appreciate her more than I can say!



**Rollin' Rho**

Rhonda Denny Reporting

### Makes SCENTS to me!

Many of our members suffer from allergies or sensitivities to perfumes and scented lotions, etc. We respectfully ask that you leave the scents at home on Guild meeting days.

Thank you!



# SANTA ROSA QUILT GUILD



## CONTACT INFORMATION

### PRESIDENT

Jim Jensen

president@santarosaquiltguild.org

### VICE PRESIDENT

Linda Hooper

### NEWSLETTER EDITOR

Jan Andrews

editor@santarosaquiltguild.org

### MEMBERSHIP

Jan Andrews, Vicki David  
and Sue Gragg

membership@santarosaquiltguild.org

### PROGRAMS

Jan Nilsen

programs@santarosaquiltguild.org

## MEETINGS AND MEMBERSHIP

The Santa Rosa Quilt Guild meets the first and third Thursdays of each month (in December only one meeting is held on the first Thursday) at 10:00 a.m. at the Scottish Rite / Masonic Lodge in Santa Rosa, 600 Acacia Lane, between Mission Boulevard and Middle Rincon Road on Highway 12 east of Santa Rosa.

Membership dues are \$35 per year. The calendar year is January to December; new member's dues are prorated. Regular meetings, special programs, use of the extensive library and special discounts from some affiliates are benefits of membership. For More information or to send a check for dues email:

membership@santarosaquiltguild.org

## Local Quilt Guilds

### NORTHERN CALIFORNIA QUILT COUNCIL

<http://www.ncqc.net/>

Carquinez Straight Stitchers (Benicia)

<http://www.cssquilter.org/>

Diablo Valley Quilters (Danville)

<http://www.diablovalleyquilters.com/>

East Bay Heritage Quilters (Albany)

<http://ebhq.org/>

Guild of Quilters of Contra Costa County

<http://www.gqccc.org/>

Ladies of the Lake Quilt Guild (Kelseyville)

<http://www.lqg.org/>

Mendocino Quilt Artists Guild (Ukiah)

<http://mendocinoquiltartists.blogspot.com/>

Monterey Peninsula Quilters Guild

<http://www.mpqg.org/>

### Moonlight Quilters of Sonoma County

<http://www.mqsc.org/>

Mt. Tam Quilt Guild (Marin County)

<http://www.mtqg.org/>

Napa Valley Quilters Guild

<http://www.napavalleyquilters.org/>

North Wind Quilters Guild (Fairfield)

<http://www.northwindquiltersguild.com/>

Pacific Piecemakers Quilt Guild (Gualala)

<http://www.pacificpiecemakers.org/>

Pajaro Valley Quilt Association (Aptos)

[pvqa.org](http://pvqa.org)

Peninsula Quilters Guild (Redwood City)

<http://www.peninsulaquilters.org/new/home.php>

### Petaluma Quilt Guild

<http://www.petalumaquiltguild.org/>

Piecemakers Quilt Guild of So. Alameda Co.

(Fremont)

<http://www.piecemakersguild.org/>

San Francisco Quilters Guild

<http://www.sfquiltersguild.org/>

Santa Clara Valley Quilt Association

(Campbell)

<http://www.scvqa.org/>

Sonoma Quilters United in Loose Threads

<http://sonomaquilt.webs.com/>

Vallejo Piecemakers (Vallejo)

[vallejoiecmakers.org](http://vallejoiecmakers.org)

# It's that time of year again!

Membership dues for 2016 are now  
due and payable.



Please check your listing in the Membership Roster for any corrections, and if you see any errors, let us know.

Paying is simple--just drop your check in the box on the Membership Table!

Make your check for **\$35.00 to SRQG** and deposit in basket on Membership Table.

Forget your checkbook?

Dues can be mailed to:

SRQG

P.O. Box 9251

Santa Rosa, CA 95405

We urge you to pay your dues soon, as processing the paperwork for 275 members is time-consuming, and takes place during an otherwise busy time of year.

Membership Cards for 2016 will be printed and available at the Quiltathon on February 4th. The printed Membership Roster will also be available at that time.

Members whose dues are not paid by Thursday, January 28th (Board Meeting) will be omitted from the Membership Roster and deleted from Sharon Fry's email list, so please pay early—we will love you for it!