



# Stitch 'n Times

Santa Rosa Quilt Guild  
P.O. Box 9251, Santa Rosa, CA 95405  
February 2016 • Vol. 40 • No. 2

## President's Message

**“The quilt tells a story and the story is our past.”**

I found this quote in a 45 year old edition of *Quilter's Newsletter*. It may still be true, but I suggest that in the 21<sup>st</sup> century, we can say “the quilt tells a story and the story is our *present*.”

Before the age of Olfa Cutters, self-healing cutting mats and sewing machines with hundreds of decorative stitches, the craft of quilting was pretty much limited to the imaginative recycling of old material, cutting around cardboard templates with scissors, and making do with whatever was available – patchwork rooted in preserved fabric that evoked fond memories.

How fortunate we are today to have all the new technology and tools that make quilting more accessible and productive. We have endless resources for new fabrics. Thousands of books, magazines and DVD's (thanks to Sharon Fry, most can be found in our library) are available to expand our vision. There are hundreds of inspired classes that we can take in person (like our incredible workshops) or on-line. Today's sewing machines almost do the sewing for us, and we even have machines that cut our patches for us.

Our quilting journey no longer needs to focus on the past. Today's quilter is limited only by imagination, experience, and pocket book. The myriad of fabric patterns and colors brings out the artist in all of us. We no longer are limited to maintaining memories from the past, but can express what is going on for us right now ... in the *present*.

February brings us Valentine's Day – a special time to express our love to those who are so important to us. We quilters do not limit that expression of love only to people we know. Thanks to Jan Westerman for organizing our Quilt Fest last month that completed 50 quilts and many pillow cases to distribute to the folks who lost everything in the Valley fire. As with all of our Community Quilt projects, the Quilt Fest was a perfect manifestation of love without expectations – providing warmth and a small sense of security to complete strangers.

Happy Valentine's Day!

**Jim Jensen**

## February Program and Workshop

**ROB APPELL**

**PROGRAM THURSDAY, FEBRUARY 18, 2016 ~ “QUILTS FROM THE SEA AND BEYOND”**

**WORKSHOP FRIDAY, FEBRUARY 19, 2016 ~ “COLOR STRATA QUILTS”**



Rob Appell blends his love for the ocean with his work as a textile artist and designer. He learned to quilt by trial and error, and definitely brings a masculine touch to this age old tradition. Rob's quilts are 100% machine made and focus on applique work. In addition, he services sewing machines in his studio in Morro Bay, California.

His trunk show will be entertaining and lively as he takes us through his own development as a quilter and shares some of his beautiful quilts

He will be teaching his technique for making **COLOR STRATA QUILTS**. You can see him and an example of his color strata quilt process on his web site. He also has a book that can be purchased.

 Jan Nilsen

## 2016 Programs

### Ann Shaw

March 2016

Ann Shaw is a talented quiltmaker and teacher from Camas, Washington, specializing in pieced art quilts based on the methods developed by Ruth McDowell. Ruth has retired and Ann continues to teach her methods and expand on her work. Ann's pictorial quilts are vibrant and playful. She has taught all over the country and has been featured in several books and magazines. Her art quilts are all pieced (not appliqued) and she honors traditional piecing and quilting techniques in her quilts. She develops a pieceable design working from photographs. Many of her subjects are related to the beauty in fauna and flora of the Northwest.



**March 17 Program** Ann will discuss “**Line, Shape and Design**” and show how these principles are used in designing quilts.

**March 18 Workshop** will be “**Flowers of the Gorge**” in which participants will be able to choose one of 5 designs to make in the class. Using her patterns in the workshop, students will learn the method they can use to develop their own patterns. Samples can be seen on her website and flower patterns can be purchased from Jan Nilsen at guild meetings prior to the workshop, or at the workshop. Supply list is at: [www.annshawquilting.com](http://www.annshawquilting.com) and can be found under “Flowers of the Gorge.”

 Jan Nilsen

## Ride Sharing

Ride Sharing: if you can provide a ride for an SRQG member to guild meetings call me or send an email, let me know where you live and I will try to pair you in your own neighborhood with someone who could use a ride. Likewise if you need a ride contact me on the Tuesday before the meeting you want to attend and I will make it sew.

Thank you  
Rhonda Denny

### Kim Fauth

April 2016

Kim Schrader Fauth has been teaching quilt classes for approximately ten years but has been quilting for over thirty years. A former math teacher, she is an expert at explaining material so it makes sense. When she came up with the new ABCD Technique, she shared it with her Monday quilting group. They strongly encouraged her to write a book because the technique was so new and different. Her teaching background is evident throughout her book. The directions are in white, gray and black with areas of emphasis in blue. Each step is broken down with accurate drawings and hints to make sewing easier. Even though there are only three steps, she has a review page after Step Two so you don't ruin all your gorgeous fabric! (Yes, we have all done those patterns with six steps to discover at step five something isn't right....) You also will see her fun personality throughout the pages and when she is teaching.



Kim is a native of Illinois but has lived in Colorado, Idaho and Arizona.



This is the first quilt ever made using the ABCD Technique.

The book uses three fabrics cut into any size squares. The ABCD Blocks system takes three hours to make all 32 blocks. Yes, you read that correctly. The directions are in white, gray and black to show value. There is NO set pattern

so you can use the ABCD Blocks to make a variety of items such as table runners, bed quilts, purses, tree skirts, clothing, etc.

**April 21 Program** Kim will present a trunk show, “**ABCD Quilting Magic: How to Make the Blocks and Design.**” The blocks look complicated because they have parallelograms and trapezoids in addition to triangles.

**April 22 Workshop** Kim will present “**ABCD Quilting - 32 Blocks in 3 hours.**” Please visit her website to see samples of the possible quilts; especially under the “students” heading.  
<http://www.abcdquilting.com>

 Jan Nilsen

## Block of the Month

Modern fabrics are bold in color and print with high contrast. Modern blocks are updated classic quilt patterns. The designs are minimalist with large areas of negative space.


Write your name on the seam allowance or pin your name to your block. Block is complete and will measure 9" x 9" unfinished and 8 1/2" x 8 1/2" finished.

All blocks for the 2016 BOM modern sampler will measure 8 1/2" x 8 1/2". Make one for Block of the Month and one for yourself if you would like to have a modern sampler at the end of the year.

### Block of the Month



February - Ladder

 Diana Roberts

## COMMUNITY QUILT SIZES

If you are making donation quilts on your own, these are the approximate sizes most needed.

32" x 40" Baby Quilts	For Sutter & Memorial NICUs, Public Health nursing, & teen moms. We provide kits for making the tops, or you may use your own fabrics.
40" x 60"	For Valley of the Moon and other Organizations serving children in need. Please use bright colors for young children or fabrics that will appeal to teenagers.
50" x 65"	For 18 year olds aging out of the Foster Care system and for women residing at the YWCA Safe House.
40" x 60"	Lap quilts for adults. Given to Secret Santa, women being served by Verity, deserving seniors in local convalescent hospitals, & others.
Doll Quilts	For little girls & boys. We collect them throughout the year and donate during the holidays.

Thank you to all who are involved with this important outreach project!

## Tri-Guild Luncheon

As many of you are already aware, we will be hosting the Tri-guild Luncheon this year on March 12 from 10:30 to 2:00. The theme is a Mexican Fiesta. Since most of our attendees will be working the luncheon we have very limited space for addition members. Linda Hooper will be passing out invitations to those interested in coming at the next few meetings.

Due to the amount of interest in this special occasion, we will not be taking RSVP's on a first come-first served basis. We will be choosing names by a lottery drawing and you will be notified by March 1<sup>st</sup> if your name is drawn. The rest of the names will go on a wait list in the order chosen. Sorry if this disappoints anyone but this way it will be fair for everyone.



Linda Hooper



The Santa Rosa Quilt Guild  
Invites you to the

### Tri Guild Luncheon

# FIESTA

Saturday, March 12th, 2016  
10:30 a.m. ~ 2:00 p.m.  
Scottish Rite / Masonic Lodge  
600 Acacia Lane, Santa Rosa

Lunch served at 11:30  
Raffles  
Door Prizes  
Entertainment

Please RSVP by February 25th,  
as reservations are limited.  
To Linda Hooper




## Change of Information?

Don't forget to notify  
**Jan Andrews**  
at the Membership Table!

## 2016 Guild Challenge

Welcome to the 2016 Challenge Quilt.....I'm relatively new to the guild and I hope to get to know more of you through this effort. I love the changing seasons and have always been drawn to depictions of the Four Seasons.....and that got me thinking. Seasons!!




My Challenge topic has very few if any rules (many suggestions from those who have been in the guild for a longer time than I). Consider any size of project. Wearable? Cuddleeable? Wall hanging? You be the director.

Consider the seasons...the scents of the season....the changing of seasons....the colors of a season.....

I hope you have fun with this challenge....I expect to challenge myself as well as I'm rarely an out of the box quilter.

We have until the August meeting to disclose our "seasonal" creation.

I look forward to seeing what you can come up with.

 Carole Behlke

## U.F.O. Challenge

Are you ready to welcome an opportunity to finish one or more of those pesky UFOs? Yes, it is once again time for me to remind you of the yearly UFO Challenge. On Thursday, March 3, please bring one or more of your Unfinished Projects, along with five dollars for each project, to share at the meeting. The completed projects will not be due until our September 1st meeting so you will have plenty of time to make it happen! If completed by that date, you will receive your five dollars back plus a fat quarter, some delicious chocolate, and the pride of this chairman and the Guild membership. The 2015 UFO Challenge was a satisfying project for the Guild members who participated and hopefully this year will be even more so.

 Fran Threewit

## Board Meeting

Thursday, February 25, 2016

10:00 a.m.

Scottish Rite Family Room

All Members Are Welcome

**In The Studio**  
with  
**Cherry Guidry**  
of Cherry Blossoms Studio

**March 23<sup>rd</sup>-26<sup>th</sup>** Santa Rosa & Sacramento Stores

With a passion for color, fabric, embroidery and quilting, designer Cherry Guidry's fresh style is the perfect welcome to spring. Be among the first to see Cherry's new line of patterns and Benartex fabric. Cherry will discuss applique, embroidered applique and specialty cutters, giving hints and tips for design, and showing techniques to get you started on your own projects.

**In the Studio with Cherry Blossoms**  
*Trunk Show & Lecture*

*Santa Rosa Store:* Wednesday, March 23<sup>rd</sup> • 4PM-6PM • \$29  
*Sacramento Store:* Friday, March 25<sup>th</sup> • 11AM-1PM • \$29

**Cherry Blossoms Sunday Ride**  
*Hands-on Applique Workshop*

*Santa Rosa Store:* Thursday, March 24<sup>th</sup> • 10AM-1PM • \$49  
*Sacramento Store:* Friday, March 25<sup>th</sup> • 2PM-5PM • \$49 OR  
Saturday, March 26<sup>th</sup> • 9AM-12PM • \$49

Sign up today at [www.MeissnerSewing.com](http://www.MeissnerSewing.com)!

**Meissner**  
Sewing & Vacuum Centers

<b>Sacramento</b> 2417 Cormorant Way <b>(916) 920-2121</b>	<b>Folsom</b> 98 Clarksville Road, Ste. 130 <b>(916) 984-7071</b>	<b>Roseville</b> 9250 Fairway Dr., Ste. 110 <b>(916) 791-2121</b>	<b>Santa Rosa</b> 1250 Mendocino Avenue <b>(707) 575-5259</b>
--	---	---	---

## Library News

The following is a list of the books that came into our possession since our last newsletter. For images of the covers and more detailed descriptions of the items, just click on LIBRARY on our website [www.santarosaquiltguild.org](http://www.santarosaquiltguild.org). Linda Hooper has written easy-to-understand directions about how to utilize the library site. To locate her instructions, click on the underlined "here" in the second paragraph at the top of the library page. Let me know if you would like guidance with the site and we'll sit down at the Library's laptop computer after a meeting. *A hint: if you are looking for an author, remember to type in the last name first, and if you are searching for a book title, type in the first "important" word leaving the a, an, and the's 'til the end.*

NEW WAYS WITH JELLY ROLLS – 12 REVERSIBLE MODERN JELLY ROLL QUILTS by Pam and Nicky Lintott (recommended by Jan Westerman)

TULA PINK'S CITY SAMPLER 100 MODERN QUILT BLOCKS by Tula Pink – requested by Diana Roberts (Chairperson of 2016 Block-of-the-Month where she will feature "Modern" block designs)

VINTAGE TABLECLOTH QUILTS – KITCHEN KITSCH TO BEDROOM CHIC by Rose Sheifer and Liz Aneloski (requested by Mary Ann Hayre)

BLOCK – FALL, VOLUME 2, ISSUE 5 – by Jenny Doan

QUILTMAKER'S 100 BLOCKS – VOLUME 12

*Have you pawed through the ever-growing box of rulers, templates, and stencils that have been donated to our library for members to check out?*

Be sure to let me know if you find an item that our library needs!

And don't forget that we have magazine subscriptions to:

FONS AND PORTER'S LOVE OF QUILTING  
QUILTERS NEWSLETTER (all of the issues since the very beginning!)  
MACHINE QUILTING UNLIMITED  
AMERICAN QUILTER  
QUILTMAKER

Plus many past issues of:

QUILT LIFE (Alex Anderson and Ricky Tims) Discontinued with the October 2014 issue -DARN!

MINIATURE QUILTS  
JAPANESE magazines  
QUILTMANIA (European)

Library News continued →

February 2016

## Remembering Dorothy Lucas

Dorothy Lucas

December 1919 – April 2015

Although she was not a founding member of SRQG, Dorothy joined in the second year of its existence, when there were less than twenty members. She came to the Guild (as most early members did) after being in Joyce Gross' quilting class through Santa Rosa Junior College.

Scores, if not hundreds, of women (at least two of whom are current members of SRQG) owe their sewing expertise to Dorothy's patient and attentive teaching during her years at Herbert Slater Junior High (as it was then called).

Dorothy was a very active member of SRQG, even enlisting the help of her husband "Luke" to do the hanging of quilts in SRQG's first "National Quilt Contest and Festival of Quilts," held at the Sonoma County Fairgrounds in May of 1978.

Dorothy was known for her precise detail work, particularly applique and embroidery, all of which, as well as her quilting, was done by hand. Machine work (except for piecing) just "wasn't done" in those times. Examples of her work can be seen in one of the blocks of Dotty Zagar's "Butterfly" quilt as well as "The Quilt of Roses" from 1980 and Vernice Thorn's "Rose Quilt" of 1983.

Dorothy was active to the very end and has left this world a bit better for her sojourn here.

Leslie Kruse

### Library News continued

Wearing your nametag is a huge help to everyone. This is an excellent way for us to get to know each other.

Check out as many of our more than 3,000 books, DVDs, and CDs, plus magazines, as you wish ~ just remember to return them to the very next meeting, pretty please, as there are so many members in the guild who also wish to use the items.

Our library needs many, many volunteers. You do not need to formally sign-up to help – we'll take whatever time you can spare before or after any meeting. If you do not like the job you are given, don't be shy – let us know what you would rather do. I can never thank everyone enough for their assistance and support with making our library the best in the entire world!

Sharon  
'The Librarian'  
Fry



## Technique Sharing Workshops

On February 18<sup>th</sup> Vicki David will demonstrate a TSW (Technique Sharing Workshop) entitled "Treasures from an Old Tin Trunk." Last year, Vicki shared her wall quilt at "Show and Tell" and there was great interest in her project.

This is a small wall hanging quilt designed to hold all of those pins, buttons, and other small sentimental items we all have. The original pattern was called "Treasures from an Old Tin Trunk." It measures 40.5 inches by 30.5 inches, but you can make it as small or as large as you would like. Hers was made from scraps...the only yardage would be for the borders and the centers of the squares, if you would like them to be the same fabric.

The pattern is made up of squares and rectangles constructed like a log cabin block. You can change the number of squares and rectangles you want to sew based on the items you will be pinning onto the quilt. Two squares will equal the size of one triangle.

The instructions and paper-pieced patterns are on the TSW website to print out. She will be sewing these blocks with the paper-pieced method at the TSW workshop. You do not need to bring fabric or your machines. She will just demonstrate the techniques that she uses to assemble the blocks. The instructions, paper-pieced patterns, and your notes will get you on your way to make your own wall hanging at home!

 Linda Gilbert

## Community Quilts


### QUILTATHON!

This Thursday, February 4<sup>th</sup>, is our first Quiltathon of the year. Please join your fellow guild members as we finish quilts for children at Valley of the Moon, babies in the NICUs at Memorial and Sutter Hospitals, and other deserving community members.

Laura Barrett and Nancy Stedman will oversee the day and need people to do all sorts of quilting tasks. Please bring your machine to sew layered quilts or to quilt the VOM or baby quilts. Remember to bring a pillow to sit on, walking foot, free motion foot, and a neutral thread. If you like to do hand sewing, bring your own little sewing kit, complete with thimble, small sharp scissors, and needles. We will also have some standing jobs – ironing, pinning the layered quilts (no special tools needed), and trimming and turning the layered and sewn quilts (bring a large pair of sharp scissors).

Doors open at 9:00 am, and you can sew from 9:00 to 10:00 when we'll break for a short business meeting. Then back to sewing and visiting with friends until about 2:30 pm. At noon our wonderful hospitality crew will serve several delicious soups to accompany salads and desserts brought by members. We look forward to spending the day with you and to putting all of your generosity and creativity to work.

Our guild has a long history of giving generously to those in need of warmth and comfort. Our Community Quilts program began in 1984, and as of the end of 2015 we had donated a total of 19,958 quilts to deserving members of our community. You are an awesome group!

 Pam Beebe & Anne Dondero

## Linda Ballard Workshop

For the fourth time the SRQG we invited **Linda Ballard** to come and talk about her work and teach us a new quilt pattern. In her presentation she showed several traditional quilt blocks and then explored the idea of "What If I...." changed it this way, did different colors or put the blocks and a different order. Many traditional blocks took on new forms and patterns and created stunning quilts.



The workshop spent a wonderful rainy day with Linda and worked on her Aloha Princess quilt block. The room was full with 27 eager quilters humming along in focused concentration. Linda was gracious, full of good tips and had all the supplies we needed.

Interesting, colorful and beautiful fabrics found their way into the squares. In the afternoon we put them on the wall, and they were amazing! Some very beautiful quilts should show up at show and tell soon. What a great way to start our programs and workshops for 2016! Thanks to all who attended.

 Jan Nilsen

## Lake County Quilt Fest

Thanks to all who participated in Quilt Fest 2016, benefiting the Lake County Fire Victims. Approximately 50 participants came and went as their schedules permitted. We were able to keep everyone busy and well fed.

My husband and I have a little joke about when you are in charge of a number of people it's like herding cats. A couple of hours into the day, my husband texted me asking how the cat herding was going. I was pleased to reply that I was working with 'pro quilters.' Most of you knew exactly what you were going to do and went about doing it. Some came to help in what ever manner possible. Everything worked out better than I had hoped for since this was the first non-Community Quilt work day we've organized. Everyone was thanking me for a job well done, but I was merely the Captain and the rest of you the hard working crew. You all deserve my praise and applause.

Accomplishments since Quilt Fest:

- 21 finished quilts were turned in with SRQG labels sewn on (We are well above the 30 quilts I had originally committed us to)
- 106 amazing pillowcases
- 2 hand knitted dish cloths
- 13 potholders

I want to reiterate my thanks to Norma Viglienze for volunteering to make her minestrone soup and organize the lunch crew. Bonus food was a nice surprise too. Thanks to Sharon 'The Librarian' Fry for arriving so early for set up and making the Library plus limited Silent Auction items available. I failed to line up a volunteer photographer to take photos of the day, so thank you Jim Jensen for jumping every time I wanted a photo taken. And last, but definitely not least, a huge thank you to Betty Upchurch and those of you who continue to machine quilt our quilts for this project.

As you continue to work on your Fire Victim quilts, please keep in mind that they currently need to be bed size: **Full, Queen or King**. Many of the quilts already received will work well for twin size beds.

**Any quilts that are considered Lap size or smaller will not be delivered to Lake County. They are being donated to our Community Quilts to jump start the year.**

Quilt Fest continued →

## Opportunity Quilt Tickets

For two weeks beginning Tuesday, February 2, our quilt will be on display at the Montgomery Village **Copperfield's** Book Store & Cafe. There are two Fridays, the 5<sup>th</sup> and 12<sup>th</sup>, when guild members will be there selling raffle tickets. **This means you.** We have two-hour shifts available beginning at 9:30. Two workers share each shift. It's always an opportunity to get better acquainted with other members. On the remaining days the store employees will be selling tickets. Email or phone me to schedule a shift.


Store Manager Christine Lindauer had some creative suggestions for hanging the quilt which is not so easy in a tightly stocked store like theirs. You might stop in and thank her for hosting our fund raising endeavor and take a selfie beneath the quilt. It hangs from the ceiling in the check out area. If you are thinking about a gift for someone else, or yourself, now would be a good time to make a purchase while the quilt is up. Be sure to identify yourself as a guild member.

 Pat Kearns

## Sew-A-Row

Stop by the display of Sew-A-Rows and Medallions at the Feb. 4th meeting and adopt one or more for a few weeks. There are over 20 starter rows with varied colors, designs and techniques. Add your personal touch and show off your sewing imagination by adding a row. Questions are welcome. I'll see you at the Sew-A-Row table in the back of the room.

 Genelle Voorhees



### Quilt Fest continued

Chris Smith from the *Press Democrat* did make an appearance and talked with a couple of people. He was quite impressed and wrote a nice little article.

**FEBRUARY 4** is the deadline to turn in your Lake Co. Fire Victim quilt. If it can't be finished by that time, *please* let me know as this may effect our quilt delivery schedule.

With sincere gratitude -

Jan Westerman, Quilt Fest Chair  
and Team

# Santa Rosa Quilt Guild Affiliates

## BOLT

Kate Barrett  
219 N. Cloverdale Blvd. ~ Cloverdale  
894-2658  
Tues. - Sat. 10:00 - 6:00  
<http://www.boltcloverdale.com/>  
[info@boltcloverdale.com](mailto:info@boltcloverdale.com)  
10% discount for SRQG members

## BROADWAY QUILTS

Gery Rosemurgy, Owner  
20525 Broadway, Sonoma, CA 95476  
707-938-7312  
[www.broadwayquilts.com](http://www.broadwayquilts.com)  
Mon-Sat 9:30-5:30, 11-3 Sunday

## THE LONGARM LADY AT QUILTY PLEASURES STUDIO

Custom Machine Quilting  
Gari Jones  
112 Schoolhouse Lane  
Geyserville, CA 95441  
217-0087  
Hours by Appointment  
[gari@juno.com](mailto:gari@juno.com)

## MARIAN'S MAGIC NEEDLE QUILTING

Custom Machine Quilting  
Marian Drain  
1140 Sanford Ranch Rd.  
Ukiah, CA 95482  
472-0195  
Hours by Appointment  
<http://cuddletimequilts.wordpress.com/>  
[cuddletimequilts@me.com](mailto:cuddletimequilts@me.com)

## MEISSNER'S SEWING CENTER

Formerly My Sew Vac Place  
1250 Mendocino Ave.  
Santa Rosa, CA  
707-575-5279  
Mon.-Sat. 10-6  
<http://www.meissnersewing.com/household/>

## PARKSIDE SEWING MACHINE CENTER

Authorized Bernina and Janome Dealer  
Jim and Annemarie Wyllie  
410 Santa Rosa Ave.  
Santa Rosa, CA  
707-576-1430  
Mon.- Fri. 9:28 - 5:04  
Sat. 9:03 - 12:04

## QUILTED VINE

Machine Quilting  
Lynda McLean  
2080 Mt. Olive Way  
Santa Rosa, CA  
707-528-4256  
Hours by Appointment  
[quiltedvine@sbcglobal.net](mailto:quiltedvine@sbcglobal.net)

## THE TREASURED THREAD

Custom Quilting & Embroidery  
Diane Bare  
304 Burt St. • Santa Rosa  
707-571-2078  
[Diane@thetresuredthread.com](mailto:Diane@thetresuredthread.com)  
Afternoon, Evening & Weekend hours

## VILLAGE SEWING CENTER VILLAGE SEWING OF UKIAH

John Furtado  
1455 Santa Rosa Ave. #B-1, Santa Rosa, CA  
707-544-7529  
1252 Airport Park Blvd., Ukiah  
707-467-9383  
Mon. - Fri. 10:00 - 6:00  
Sat. 10:00 - 5:00  
<http://www.villagesewing.com/>

## Makes SCENTS to me!

Many of our members suffer from allergies to perfumes and scented lotions, etc fully ask that you leave the scents at home meeting days.

Thank you!





# 2016 Executive Board & Committees

President  
Vice President  
Treasurer  
Secretary  
Program Chair  
Program Chair Elect  
Parliamentarian  
Members-at-Large

## 2016 ELECTED BOARD

Jim Jensen  
Linda Hooper  
Phyllis Galloway  
Becky Stanley  
Jan Nilsen  
Janice Rodgers  
Dianne Cheli  
Sharon Fry  
Joy McGoran  
Helen Smith  
Jan Andrews

Finance  
Friendship Blocks \*  
Historian \*  
Hospitality \*

Library \*  
Membership \*

Newsletter Editor & Circulation \*  
Newsletter Proofreading  
Nominating  
Opportunity Quilt Ticket Sales \*  
Sew-A-Row \*  
Sunshine \*  
TSW (Tech. Sharing) \*  
Videographer \*  
Website \*  
Past President

Phyllis Galloway  
Cheryl Dudley  
Sharon Fry  
Carolle LeMonnier  
Judy Lindberg  
Georgiann Morrissey  
Sharon Fry  
Vicki David, Sue Gragg  
& Jan Andrews  
Jan Andrews  
Diana Roberts  
Dianne Cheli  
Patricia Kearns  
Genelle Voorhees  
Jan Westerman  
Linda Gilbert  
Linda Hooper  
Linda Hooper  
Vicki David

## 2016 COMMITTEES

Block of the Month \*  
Boutique \*

Community Outreach \*  
Community Quilts \*  
Email Coordinator \*  
Fair Liaison  
Field Trips

Diana Roberts  
Betty Upchurch, Joni Poole  
Carol Jarvis & Chris Nolen  
Mirna Estes  
Pam Beebe & Anne Dondero  
Sharon Fry  
Pam McVey  
Lori Martinez

\* Standing Committee

# Remember!

- NAME TAG • SHOW AND TELL • COFFEE MUG •
- LIBRARY BOOKS • LUNCH • NO PETS • NO FRAGRANCES •
- REUSABLE PLATE & FORK • CELL PHONE ON SILENT •

## SRQG 2016 Calendar

### FEBRUARY

- 4** **QUILTATHON!**  
Bring your sewing machine or hand sewing equipment for a day of sewing, chatting and fun. Doors open at 9:00 a.m.
- Block of the Month “Modern Spool” is due
  - Sew-a-Row Sign-Ups
  - Introduction of 2016 Guild Challenge

- 12-15** **Cloverdale Citrus Fair**  
**18** **Program Meeting**

**Rob Appell** ~ “Quilts From the Sea and Beyond”  
TSW: To Be Announced

- 19** **Workshop**  
**Rob Appell** ~ “Color Strata Quilts”  
Luther Burbank Art & Garden Center  
2050 Yulupa, Santa Rosa  
9:00 a.m. to 3:30 p.m.  
8:30 a.m. for set-up

- 25** **Board Meeting**

### MARCH

- 3** **Business Meeting**  
UFO Challenge Begins
- 12** **TRI-GUILD LUNCHEON**
- 17** **Program Meeting**  
**Anne Shaw** ~ “Line, Shape and Design”  
TSW: To Be Announced

- 18** **Workshop**  
**Anne Shaw** ~ “Flowers of the Gorge”  
Luther Burbank Art & Garden Center  
2050 Yulupa, Santa Rosa  
9:00 a.m. to 3:00 p.m.  
8:30 a.m. for set-up

- 30** **FIFTH THURSDAY RETREAT!**  
**ON WEDNESDAY!!!**  
Luther Burbank Art & Garden Center 9:00 - 3:00  
Bring your own project or work on a community project! **All are welcome!**

- 31** **Board Meeting**

# SANTA ROSA QUILT GUILD



## CONTACT INFORMATION

### PRESIDENT

Jim Jensen

[president@santarosaquiltguild.org](mailto:president@santarosaquiltguild.org)

### VICE PRESIDENT

Linda Hooper

### NEWSLETTER EDITOR

Jan Andrews

[editor@santarosaquiltguild.org](mailto:editor@santarosaquiltguild.org)

### MEMBERSHIP

Jan Andrews, Vicki David  
and Sue Gragg

[membership@santarosaquiltguild.org](mailto:membership@santarosaquiltguild.org)

### PROGRAMS

Jan Nilsen

[programs@santarosaquiltguild.org](mailto:programs@santarosaquiltguild.org)

## MEETINGS AND MEMBERSHIP

The Santa Rosa Quilt Guild meets the first and third Thursdays of each month (in December only one meeting is held on the first Thursday) at 10:00 a.m. at the Scottish Rite / Masonic Lodge in Santa Rosa, 600 Acacia Lane, between Mission Boulevard and Middle Rincon Road on Highway 12 east of Santa Rosa.

Membership dues are \$35 per year. The calendar year is January to December; new member's dues are prorated. Regular meetings, special programs, use of the extensive library and special discounts from some affiliates are benefits of membership. For More information or to send a check for dues email:

[membership@santarosaquiltguild.org](mailto:membership@santarosaquiltguild.org)

- ◆ **Please avoid chit-chat while someone is speaking to the group.**
- ◆ Please peruse the Silent Auction & Boutique before and after the meeting--not during the meeting.
- ◆ Please, do not browse the speaker's table during the meeting.
- ◆ Please set your cell phone to silent mode or turn it off.
- ◆ At Speaker Meetings, please move to the center of the rows and eliminate empty seats, so late-comers will be able to find a seat and not disturb the group.

*Thank You Sew Much!*

