



# Stitch 'n Times

Santa Rosa Quilt Guild  
P.O. Box 9251, Santa Rosa, CA 95405  
June 2016 • Vol. 40 • No. 6

## President's Message

*"It takes a village."*

One of the many things about the Santa Rosa Quilt Guild I am grateful for is the deep dedication of the members who work together on such a wide variety of projects.

I experienced that first hand last week when I asked for help basting a baby quilt I've been working on. It's really difficult for me to baste anything larger than a wall hanging at home. Not only am I very limited with flat space that is elevated (my knees won't let me baste on the floor) but usually what flat space I do have is covered with piles of several other projects. It was such a pleasure to be able to just tell people I could use a little help and find eight people out in the hallway ready to pin even before I had the tables set up. What would have taken me at least an hour or two by myself took all of about 10 minutes. Many hands make short work. Thanks to all who helped. I also got some good advice about my "problem child" ... a quilt for my mother-in-law that I started as a sampler quilt, but got stymied as to how to put it all together. Having new eyes look at the project really helped me clarify where I want to go with it.



Another great example of working together to benefit the community is our Community Quilts program. Not only do we create loving comfort for children and seniors in our own community, but we also sent some love to kids in Cuba. During our June 2 meeting, we will have a short presentation by Catherine Reisman of "Vision with Compassion" who requested and received small quilts she hand delivered to kids in Cuban hospitals and institutions. She has pictures to share with us of the happy kids with the quilts that we made.

There is always room for more involvement. Our Opportunity Quilt is one of our primary fund raising projects. A very small group of dedicated members make arrangements for it to be shown in a variety of places. Selling tickets for the quilt is a big responsibility. It takes so little effort to volunteer a couple hours at the MQSC quilt show, the Sonoma County Fair, quilt guilds, or other nearby locations. This is a great opportunity for new members or folks who are looking for a way to support the guild without a huge time commitment. Please contact Pam McVey and sign up for a shift. It's really a lot of fun. You get exposure to what other quilters are doing, and can enjoy explaining your love of quilting to the general public who are always impressed with anyone who can sew a straight line.

Being on the Executive Board or a Committee Chairperson also takes commitment and dedication to the whole guild. The group that I have gathered (okay, you elected) work so well together, and have no qualms with committing their time outside of our regular meetings. I am so grateful for all of the members who help make SRQG the wonderful organization that it is.

Yes, "it takes a village," and there are many ways you can become involved in continuing our legacy of working together for the community.

Jim Jensen

# 2016 Programs

## GRACE ERREA

June 16 & 17, 2016



Grace is a self-taught artist and her work illustrates and has been recognized primarily for exceptional use of value and secondarily her use of color. Her focus on value makes it easy for her and her students to create inspiring botanicals, landscape scenes and portraits, in any color.

Grace's innovative techniques and her focus on value have attracted widespread interest from quilters, as well as national and international galleries, museums and publications. She has appeared on the Quilt Show with Alex and Ricky and her easy going approach to teaching makes her classes a delight to attend.

### June 16 Program

#### **"The Value of Value"**

Color gets the credit but VALUE is what always makes a successful textile piece. Learn all about VALUE, how to see it, how to use it, and how to always come out with an amazing, successful piece by focusing on value and letting all else fall into place naturally.

### June 17 Workshop

#### **"Intro to Heat-Set Machine Applique"**

In this class you will learn to use an applique technique so new and revolutionary, you will use nothing else once you try it. It is easy, foolproof and the results are always amazing. This technique leaves the quilt and the fabric soft and manageable, not stiff and board-like, as fusible webs and glues do. The best part, is that you can do **raw edge** applique without any fraying edges!!

You will be amazed and love the process and the results! and will never go back to fusing, gluing, or pinning and stitching with nylon thread, ever again!

To practice these techniques you will have a choice of any one of the wonderful patterns shown on the website under Heat Set Applique workshop. Grace provides a **kit that includes the pattern of your choice, and the Heat-Set product**. (Kit cost is \$20, a \$22 value). The patterns can be purchased in the class.

Look for the picture on the [patterns page](#) and view the [Supply List](#).

June 2016

## DIANA ROBERTS

July 21, 2016

Our own Diana Roberts will present a Trunk Show of her recent work at our meeting on July 21, 2016.

A long-time member, and Past President of SRQG, Diana has been selected to be an *Artist in Residence* at Asilomar in 2017.



## CINDY NEEDHAM

July 22 & 23, 2016

We are very fortunate to have Cindy back for a two day workshop on machine quilting. Cindy is an award winning quilter who has written many articles, published a book on Wholecloth Linen Quilts, has appeared on "The Quilt Show" with Alex and Ricky, and has classes on Craftsy. She has also developed wonderful stencil tools that allow one to design any quilting pattern based on either a circle or a square.



As Cindy says:

*"One of the best loved quilting designs of all times is the feather and it seems to be one of the more difficult ones to beautifully quilt. I LOVE to quilt feathers and I enjoy making them my own by adding special touches and details. I also enjoy filling my open spaces with beautifully detailed background designs. It's usually a beautiful background that provides the "WOW" factor to a quilt."*

She will be teaching us how to make beautiful feather designs on the first day. The second day will be learning to use her "Ultimate Stencils" how to make your own designs for any project as well as beautiful background fillers. Of course, there will be lots of sewing and the opportunity to work on your own project as well. This is a wonderful opportunity to improve on machine quilting skills with one on one coaching from an amazing quilter and teacher. As she brings many supplies there is a class kit fee of \$15 with unlimited use of Superior threads.

 Jan Nilsen

[www.srqg.org](http://www.srqg.org)

## Technique Sharing Workshops

Just how do you get started with English Paper Piecing? Where do you get the papers and patterns? *Grandmothers Flower Garden* isn't your thing? We have alternatives!

Jan Westerman and Jan Andrews have learned a thing or two in the past couple of years and will be demonstrating how to get your project started. Jan and Jan will also provide a handout with some resources for supplies and ideas, as well as a Show-and-Tell of some of the books Sharon Fry has accumulated in our fabulous library.

Thank you! Look forward to having you join us on June 16th!

 Linda Gilbert

## Friendship Blocks

We still have openings in two of the community FB (nine patch and shooting star). The Monkey Wrench (cow center) is closed. Debbie Bainbridge's Bird Block is also closed. There are still plenty of openings for the Russian Nesting Dolls and the San Francisco blocks. Directions for both of these blocks are on the web site. We are requesting that those that have blocks to finish please turn them in by the end of June. I talked with Pam Beebe and she has more community blocks to submit, but would like to get the existing blocks turned in first.

I have postponed the raffle for ten Friendship Block credits because I've had no interest when I have approached people about buying raffle tickets. I will try again in the fall.

The Friendship Block Credit Spreadsheet will be updated by June 1, 2016. Please check your credits after June 1, 2016 to see if they are correct. If not please let me know.

As always, any comments or questions please call or email me.


 Cheryl Dudley

## Community Quilts

Summer time is coming, and its time for vacations, and maybe some extra time to do some quilting. How about making a doll quilt from your orphan blocks? We just donated 14 large quilts to the Emancipated Foster Youth program, and we will need more by the end of the year. Pam Beebe has a number of large tops. We will bring some to meetings ready to quilt and you might want to take one home for a summer project. We always need more "boy" quilts so please remember this when choosing fabric for a community quilt.

June 30th will be a Fifth Thursday gathering at the Luther Burbank Art and Garden Center. You can work on your own project or help out with community quilts.

Thank you to all who so generously participate in making quilts for our community!

 Pam Beebe, Laura Barrett,  
Nancy Stedman & Janet Tonkin

## COMMUNITY QUILT SIZES

If you are making donation quilts on your own, these are the approximate sizes most needed.

32" x 40" Baby Quilts	For Sutter & Memorial NICUs, Public Health nursing, & teen moms. We provide kits for making the tops, or you may use your own fabrics.
40" x 60"	For Valley of the Moon and other Organizations serving children in need. Please use bright colors for young children or fabrics that will appeal to teenagers.
50" x 65"	For 18 year olds aging out of the Foster Care system and for women residing at the YWCA Safe House.
40" x 60"	Lap quilts for adults. Given to Secret Santa, women being served by Verity, deserving seniors in local convalescent hospitals, & others.
Doll Quilts	For little girls & boys. We collect them throughout the year and donate during the holidays.

Thank you to all who are involved with this important outreach project!

stitch'n times advertising rates		
Business Card	2.25" x 3.5"	\$10.00
1/4 page vertical	3.5" x 4.875"	\$25.00
1/4 page horizontal	4.875" x 3.5"	\$25.00
1/2 page vertical	3.65" x 9.75"	\$50.00
1/2 page horizontal	7.5" x 4.75"	\$50.00
Full page	7.5" x 9.75"	\$100.00

Contact Newsletter Editor Jan Andrews

 **For the Record**

The minutes of our meetings can be found archived on the blog on our website. Please review them and report any corrections to Carole Behlke or Jim Jensen.

## Library News

The following is a list of the books that came into our possession since our last newsletter. For images of the covers and more detailed descriptions of the items, just click on LIBRARY on our website [www.santarosaquiltguild.org](http://www.santarosaquiltguild.org) Linda Hooper has written easy-to-understand directions about how to utilize the library site. To locate her instructions, click on the underlined "here" in the second paragraph at the top of the library page. Let me know if you would like guidance with the site and we'll sit down at the Library's laptop computer after a meeting. *A hint: if you are looking for an author, remember to type in the last name first, and if you are searching for a book title, type in the first "important" word leaving the a, an, and the's 'til the end.*

THE ULTIMATE GUIDE TO MACHINE QUILTING – LONG-ARM AND SIT-DOWN by Angela Walters and Christa Watson (requested by Jan Andrews)

NEMESHING – A FREEHAND FEATHER FLOURISH – by Bethanne Nemesh (Betty Upchurch found so many good ideas from the author that she ordered all five of her books, and of course, we should have them all in our library, too!)

IF YOU CAN FEATHER YOU CAN FREEHAND by Bethanne Nemesh

THE DEVIL IS IN THE DETAILS – THE ART OF FINE FINISHING TOUCHES by Bethanne Nemesh

THE FAST AND THE FANCY – FEATHERS FOR FREEHAND QUILTERS by Bethanne Nemesh

SAMPLER QUILT SMACKDOWN – SECONDARY QUILTING DESIGNS FOR ALL BLOCK QUILTS by Bethanne Nemesh

CRAFTED APPLIQUE – NEW POSSIBILITIES by Lara Buccella (and this is definitely a new technique – it uses *Mod Podge!* – Can't wait to try this!!!)

THE QUILT BEFORE THE STORM - #5 – A HARRIET TRUMAN/LOOSE THREADS MYSTERY by Arlene Sachitano (Must read these novels in order – see the end of the rolling cart for the book lists)

MAKE QUILTS NOT WAR – #6 – A HARRIET TRUMAN/LOOSE THREADS MYSTERY by Arlene Sachitano (Must read these novels in order – see the end of the rolling cart for the book lists)

### Library News continued

BLOCK – WINTER, VOLUME 3, ISSUE 1 – by Jenny Doan/Missouri Star Quilt Co. (donated by Jan Andrews – a magazine that looks like a book and is therefore filed under the "Blocks" category on our library book shelves)

Be sure to let me know if you find an item that our library needs!

*Have you pawed through the ever-growing box of rulers, templates, and stencils that have been donated to our library for members to check out?*

And don't forget that we have magazine subscriptions to:

FONS AND PORTER'S LOVE OF QUILTING, QUILTERS NEWSLETTER (all of the issues since the very beginning!), MACHINE QUILTING UNLIMITED, AMERICAN QUILTER, QUILTMAKER, MODERN QUILTS UNLIMITED, MODERN QUILTS, QUILTING ARTS MAGAZINE, MODERNE (from Quiltmania)


Plus many past issues of:

QUILT LIFE (Alex Anderson and Ricky Tims - Discontinued with the October 2014 issue -darn!), MINIATURE QUILTS, JAPANESE magazines, QUILT-MANIA (European)

Wearing your nametag is a huge help to everyone. This is an excellent way for us to get to know each other.

Check out as many of our more than 3,191 books, DVDs, and CDs, plus magazines, as you wish ~~ just remember to return them to the very next meeting, pretty please, as there are so many members in the guild who also wish to use the items.

Our library needs many, many volunteers. You do not need to formally sign-up to help – we'll take whatever time you can spare before or after any meeting. If you do not like the job you are given, don't be shy – let us know what you would rather do. I can never thank everyone enough for their assistance and support with making our library the best in the entire world!



Sharon  
'The Librarian'  
Fry

Library News continued →

## Awards Nominations

When you go home after a Santa Rosa Quilt Guild function and think, "wow, I am exhausted, but I had a great time again today," I hope you will think about some of the special people who make all of the fun and excitement happen and nominate that person (or persons) for either an Honorary Life Member or Merit award. This is a way for us to recognize and thank the hard working guild members who go above and beyond the call of duty to make our guild the best it can be.

I will be emailing details for the requirements for eligibility for both of the awards, along with nomination forms that must be filled out completely, plus lists of former awardees. If you do not have access to a computer, please track me down at a meeting and I will assist you.

Nominations must be in my hands by 1:00 p.m. after our June 16, 2016, meeting. Awards will be presented at our Founders' Day celebration on September 15, 2016.


Sharon Fry  
Chairperson Awards Committee

## Block of the Month

July

Modern  
Dash

Full pattern is on our  
website!



 Diana Roberts

## Sew-A-Row

Check out the display of Sew-A-Rows on the quilt racks at the June 2nd meeting and adopt one or more! You have two months (due August 4th) to complete your row or border. Put your creative talents to work and don't forget, you have a one in five chance to win the quilt top in November.

Join in the fun! See you June 2nd

 Genelle Voorhees



**Meissner Makers**  
Celebrity Series

# QUILTER'S RETREAT

*with Alex Anderson*

**Don't miss out on this unforgettable opportunity!**  
Experience the fun of quilting with Alex live, up close and personal as she shares her favorite tips and techniques. During this unique 2-day retreat, enjoy a full day of hands-on quilting fun with Alex, 3 exciting quilting classes, and an optional evening lecture and book signing with Alex!

**Friday & Saturday, June 24<sup>th</sup> & 25<sup>th</sup> in Sacramento**

**2-DAY RETREAT:**  
Fri. & Sat., June 24-25<sup>th</sup>  
9AM-4PM • Sacramento • Only \$199  
Includes lunch, snacks, machines, supplies, and 2 days of quilting fun!  
*Register by May 31st and attend the evening lecture for FREE!*

**EVENING LECTURE:**  
Saturday, June 25<sup>th</sup> • 6-8PM • Only \$49  
**In the Studio Lecture & Book Signing Event**  
We all dream of having a large, airy, organized place to sew...here's your chance to sneak a peek into the studios of some of your favorite quilters.

*Visit [www.MeissnerSewing.com](http://www.MeissnerSewing.com) for more information!*



**Meissner**  
Sewing & Vacuum Centers

<b>Sacramento</b> 2417 Cormorant Way <b>(916) 920-2121</b>	<b>Folsom</b> 98 Clarksville Road, Ste. 130 <b>(916) 984-7071</b>	<b>Roseville</b> 9250 Fairway Dr., Ste. 110 <b>(916) 791-2121</b>	<b>Santa Rosa</b> 1250 Mendocino Avenue <b>(707) 575-5259</b>
--	---	---	---

## Coming in August 2016

**SANDRA BRUCE**

August 18 & 19, 2016

Sandra is a quilt artist who lives in Grass Valley, CA and has been teaching and operating her own longarm business since 2010. She combines her love of lettering and illustration into her quilts and loves to incorporate writing into her quilting motifs. She is known for her portraits in fabric and her use of color. "Material Matrix", which involves interpreting a gridded photograph with fabric is a process that is different than other gridded photograph methods in that it involves piecing and a loose, representational style inspired by the painter, Chuck Close.



These can be seen on her website:  
<http://www.sandrabruce.com>

She belongs to the Pine Tree Quilt Guild, Mountain Art Quilters, Artistic Alchemy, and the Northern California Quilt Council.

### **August 18 Program**

#### **"Trunk Show"**

Sandra will do a lecture and trunk show that showcases her work, her background, and the road that led her to develop her "material matrix" technique which can be seen on her website. She will also be talking about use of color.

### **August 19 Workshop**

#### **"Color Dance"**

A fun wonky and colorful log cabin quilt. She will be teaching the design the curved border pattern and colorful pieced border. She will be focusing on the use of color and value and recommends students bring fabrics in the color families on the quilt. This is a great stash busting project for all those fabrics you can't part with but don't know what to do with. The finished quilt is 70"x 70."



 Jan Nilsen

## Sonoma County Fair


The dates for the Sonoma County Fair this year are July 22nd through August 7th, and it is closed on Mondays. "Lights, Camera, Fair" is the theme. Thursdays are Senior Days (get in free) for those 60 and older. Entries for exhibitors close on June 11th or June 27th online. There is a \$2.00 fee per entry. You will receive a one-day free pass to the fair as an exhibitor. Quilts show so well in the craft building, hanging from the rafters and walls. Lets gussy up the room with our beautiful creations. I'll have exhibitor books at the June 2 meeting or you can go online for the guidebook and entry form. The website address is [sonomacountyfair.com](http://sonomacountyfair.com). See you at the fair!!

 Pam McVey

## Lenore Crawford Workshop

We selected our pattern, gathered our fabrics and supplies and 25 of us headed to Lenore's workshop. We learned how to make a pattern from a picture, how to use value in creating depth and interest in our flowers and best of all how to add just a touch of paint to make them come alive. After learning the process of layering the fused pieces, which was actually pretty easy, many beautiful flowers were blooming by the end of the workshop. We left feeling we could do this process with our own photos and had gained another technique toward making beautiful quilts.



 Jan Nilsen

**Piecemakers Quilt Guild Presents  
"Legacies of Love Quilt Show"  
July 16 and 17, 2016  
Dominican Center/43326 Mission Circle in  
Fremont, California  
Special exhibit: Vintage Stitchers,  
Embroiderers' Guild of America**


**Change of  
Information?**

**Don't forget to notify  
the Membership Crew**

## Ride Sharing

Dear SRQG Membership, as time passes we sometimes realize that it is probably not a good idea to drive any more. For me, it happened almost ten years ago. I realized that I had not driven in some time - years actually - because I could no longer depress the brake pedal to stop the car. I traded my driver's license for a California Identification Card, which looks exactly like my Drivers License - up to and including the individual identifying numbers. At first, I worried. It felt weird. But over time, it became a relief. It was dangerous for me to drive. Santa Rosa is much safer with me out from behind the wheel.

I have asked the board if we could test the waters to see if anyone would like to volunteer transportation for those who no longer drive. I want the initial contacts to go through me, hopefully pairing people in nearby neighborhoods, once connected I leave you to yourselves to make arrangements. If you can provide a ride, call or write me with your specifics and I will set up a ride share. Likewise, let me know if you would benefit from a ride. No one should ever miss a meeting because of transportation.


 Rhonda Denny  
Welcome Wheels

## 2016 Guild Challenge


The Seasons Challenge Quilt.....are you working on yours??

I have agreed to take on the role of Secretary for the guild and saying that....I could not be in two places at the same time last week....one behind my computer (in the corner) and second on the stage to gently remind you about the Challenge deadline that is approaching....

Another admission....I'm running a little behind on my project but plan on moving it to the top of the list once I get my Quilt Show and County Fair entries buttoned up....but I'm not giving up.....

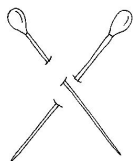
 Carole Behlke

## Sunshine



Knowing that someone cares can really make a person's day brighter. Please contact me by phone or email if you know someone who could use a card from the SRQG.

Happy Sewing,  
Jan Westerman  
(Ms. Sunshine)



## Sewing Room Sale July 7, 2016



Do you have extra sewing-related items, embellishing trims, sewing bins, templates, rulers, or UFO projects sitting in your sewing area? The annual Sewing Room Sale is the perfect way to get rid of the clutter and make some cash!

- ◆ Set up takes place before the meeting starts, and continues after the meeting until 2:00 pm.
- ◆ Bring your own table coverings and cash for making change.
- ◆ Tables are free, though a voluntary donation will be accepted (10% suggested).
- ◆ You must sign up in advance to reserve a space.
- ◆ Items must be covered during the Business Meeting--no sales may take place.

Contact Joy McGoran for an application form.  
Deadline to enter is June 16, 2016

# 2016 Executive Board & Committees

President	<b>2016 ELECTED BOARD</b>	Field Trips	Wendy Mouille
Vice President	Jim Jensen	Finance	Phyllis Gallaway
Treasurer	Linda Hooper	Friendship Blocks *	Cheryl Dudley
Secretary	Phyllis Gallaway	Historian *	Sharon Fry
Program Chair	Carol Behlke	Hospitality *	Carolle LeMonnier, Judy Lindberg
Program Chair Elect	Jan Nilsen		Georgiann Morrissey
Parliamentarian	Janice Rodgers	Library *	Sharon Fry
Members-at-Large	Dianne Cheli	Membership *	Jan Andrews, Sue Gragg
	Sharon Fry	Newsletter Editor & Circulation *	Jan Andrews
	Joy McGoran	Newsletter Proofreading	Diana Roberts
	Pam McVey	Nominating	Dianne Cheli
	Jan Andrews	Opportunity Quilt Ticket Sales *	Pam McVey
		Sew-A-Row *	Genelle Voorhees
<b>2016 COMMITTEES</b>	Diana Roberts	Sunshine *	Jan Westerman
Block of the Month *	Betty Upchurch	TSW (Tech. Sharing) *	Linda Gilbert
Boutique *	Wendy Mouille	UFO Challenge	Fran Threewit
Bus Trip	Carole Behlke	Videographer *	Linda Hooper
Challenge Quilt	Mirna Estes	Website *	Linda Hooper
Community Outreach *	Pam Beebe, Janet Tonkin and	Welcoming Committee	Rhonda Denny
Community Quilts *	Laura Barrett	Past President	Vicki David
	Sharon Fry		
Email Coordinator *	Pam McVey		
Fair Liaison			

\* Standing Committee

# Remember!

- NAME TAG • SHOW AND TELL • COFFEE MUG •
- LIBRARY BOOKS • LUNCH • NO PETS • NO FRAGRANCES •
- REUSABLE PLATE & FORK • CELL PHONE ON SILENT •


## SRQG 2016 Calendar

### JUNE

### JULY

- 4-6** Wine Country Quilt Show
- 7** Business Meeting  
Sew-a-Row: Third Row Due
- 16** Program Meeting  
Grace Errea ~ "The Value of *Value*"  
TSW: Jan Westerman & Jan Andrews ~  
"Hexagons & English Paper Piecing"
- 17** Workshop  
Grace Errea ~ "Intro to Heat-Set Applique"  
Luther Burbank Art & Garden Center  
9:00 a.m. to 3:30 p.m.  
8:30 a.m. for set-up
- 23** Board Meeting

- 5** Business Meeting  
Sewing Room Sale
- 21** Program Meeting  
Diana Roberts ~ "Trunk Show"
- 22 & 23** Workshop  
Cindy Needham ~ "Machine Quilting"  
Luther Burbank Art & Garden Center  
2050 Yulupa, Santa Rosa  
9:00 a.m. to 3:00 p.m.  
8:30 a.m. for set-up
- 28** Board Meeting





# Santa Rosa Quilt Guild Affiliates

## BOLT

Kate Barrett  
219 N. Cloverdale Blvd. ~ Cloverdale  
894-2658  
Tues. - Sat. 10:00 - 6:00  
<http://www.boltcloverdale.com/>  
[info@boltcloverdale.com](mailto:info@boltcloverdale.com)  
10% discount for SRQG members

## BROADWAY QUILTS

Gery Rosemurgy, Owner  
20525 Broadway, Sonoma, CA 95476  
707-938-7312  
[www.broadwayquilts.com](http://www.broadwayquilts.com)  
Mon-Sat 9:30-5:30, 11-3 Sunday

## COUNTRY MOUSE

### CUSTOM LONGARM QUILTING

Carol Stevens                      Marcia Seeley  
707-372-1350                      707-571-8284  
1695 Willowside Road, Santa Rosa CA 95401  
[countrymouse@gmail.com](mailto:countrymouse@gmail.com)  
Hours by Appointment

## THE LONGARM LADY

### AT QUILTY PLEASURES STUDIO

Custom Machine Quilting  
Gari Jones  
112 Schoolhouse Lane  
Geyserville, CA 95441  
217-0087  
Hours by Appointment  
[gari.j@juno.com](mailto:gari.j@juno.com)

## MARIAN'S MAGIC NEEDLE QUILTING

Custom Machine Quilting  
Marian Drain  
1140 Sanford Ranch Rd.  
Ukiah, CA 95482  
472-0195  
Hours by Appointment  
<http://cuddletimequilts.wordpress.com/>  
[cuddletimequilts@me.com](http://cuddletimequilts@me.com)

## MEISSNER SEWING &

### VACUUM CENTER

Authorized Baby Lock, Brother, Bernina,  
Janome and Gammill Dealer  
1250 Mendocino Ave. • Santa Rosa, CA 95401  
707-575-5259  
[www.MeissnerSewing.com/household/](http://www.MeissnerSewing.com/household/)  
Mon - Sat: 10:00 to 6:00

## PARKSIDE SEWING MACHINE CENTER

Authorized Bernina and Janome Dealer  
Jim and Annemarie Wyllie  
410 Santa Rosa Ave.  
Santa Rosa, CA  
707-576-1430  
Mon.- Fri. 9:28 - 5:04  
Sat. 9:03 - 12:04

## QUILTED VINE

Machine Quilting  
Lynda McLean  
2080 Mt. Olive Way  
Santa Rosa, CA  
707-528-4256  
Hours by Appointment  
[quiltedvine@sbcglobal.net](mailto:quiltedvine@sbcglobal.net)

## THE TREASURED THREAD

Custom Quilting & Embroidery  
Diane Bare  
304 Burt St. • Santa Rosa  
707-571-2078  
[Diane@thetresuredthread.com](mailto:Diane@thetresuredthread.com)  
Afternoon, Evening & Weekend hours

## VILLAGE SEWING CENTER

### VILLAGE SEWING OF UKIAH

John Furtado  
1455 Santa Rosa Ave. #B-1, Santa Rosa, CA  
707-544-7529  
1252 Airport Park Blvd., Ukiah  
707-467-9383  
Mon. - Fri. 10:00 - 6:00  
Sat. 10:00 - 5:00  
<http://www.villagesewing.com/>

# SANTA ROSA QUILT GUILD



## CONTACT INFORMATION

### PRESIDENT

Jim Jensen

president@santarosaquiltguild.org

### VICE PRESIDENT

Linda Hooper

### NEWSLETTER EDITOR

Jan Andrews

editor@santarosaquiltguild.org

### MEMBERSHIP

Jan Andrews and Sue Gragg

membership@santarosaquiltguild.org

### PROGRAMS

Jan Nilsen

programs@santarosaquiltguild.org

## MEETINGS AND MEMBERSHIP

The Santa Rosa Quilt Guild meets the first and third Thursdays of each month (in December only one meeting is held on the first Thursday) at 10:00 a.m. at the Scottish Rite / Masonic Lodge in Santa Rosa, 600 Acacia Lane, between Mission Boulevard and Middle Rincon Road on Highway 12 east of Santa Rosa.

Membership dues are \$35 per year. The calendar year is January to December; new member's dues are prorated. Regular meetings, special programs, use of the extensive library and special discounts from some affiliates are benefits of membership. For More information or to send a check for dues email:

## Meeting Etiquette

- ◆ **Please avoid chit-chat while someone is speaking to the group.**
- ◆ Please peruse the Silent Auction & Boutique before and after the meeting--not during the meeting.
- ◆ Please, do not browse the speaker's table during the meeting.
- ◆ Please set your cell phone to silent mode or turn it off.
- ◆ At Speaker Meetings, please move to the center of the rows and eliminate empty seats, so late-comers will be able to find a seat and not disturb the group.

*Thank You Sew Much!*

