




Stitch 'n Times

Santa Rosa Quilt Guild
P.O. Box 9251, Santa Rosa, CA 95405
March 2016 • Vol. 40 • No. 3

President's Message

The Santa Rosa Quilt Guild prides itself for the extensive community outreach it achieves primarily through Community Quilts. In the past couple years we have also provided hundreds of quilts to Viet Nam veterans, hundreds of knitted nests to the Bird Rescue Center, "fidget aprons" for people with memory loss in skilled nursing facilities, quilts for survivors of last year's Valley Fire, and so much more.

In the interest of expanding our involvement in the community, two other events are happening in March.



Santa Rosa resident Catherine Reisman and her husband are traveling to Cuba this month with a local group of physicians who are graduates of Johns Hopkins School of Medicine. They will be touring hospitals, nursing homes, and a school for autistic children. Their Cuban connections asked them to bring some small "gifts" for these institutionalized folks. Catherine reached out to SRQG via the website and requested 9-12 small quilts for the children in the pediatric hospital. Although we received the request on short notice, we were able to donate a dozen small quilts for them to take. Catherine wrote, "Years ago, a friend of mine used to make quilts for babies and small children. She may have even worked with your group. While I realize that Cuba is not in our Santa Rosa community per se, we will be seeing people who have so little. I thought a small quilt could bring comfort to little ones who are hospitalized. And, it would be such a nice act of goodwill as our two countries are mending relations after so many years. Our group is called 'Vision with Compassion.' Thank you for your consideration!" I'm so very happy we were able to help out. Catherine has offered to give us a short presentation about the trip at our meeting in April.

KRCB, our local PBS station, has a fund raiser presentation scheduled for March 5 based on "Quilts of Valor II." We have been invited by the station to talk about quilting, SRQG, and the concept of community quilts during the breaks in the presentation. Linda Hooper, Jan Nilsen and Genelle Voorhees will be interviewed with their own quilts as the background. According to the program description, "Quilts of Valor II' reunites national quilting celebrities Alex Anderson, Mark Lipinski and host Marianne Fons from the original Quilts of Valor to work on one magnificent, new Quilt of Valor. As they sew, the quilting gurus share quilt-making tips with viewers and speak from the heart about what being involved in making quilts for veterans has come to mean to them. The program also features stories from Nebraska, California, North Carolina and Washington, D.C., introducing viewers to the people who make Quilts of Valor and the people who receive them." For the first showing (we'll let you know when there are repeats scheduled), be sure to tune in to KRCB (Channel 22) at 12:30 PM, Saturday, March 5, to see your friends from the guild being interviewed along with an inspiring story about Quilts of Valor. You may even be motivated to make a donation to your local PBS station.

Thank you for all for your good work.

Jim Jensen

2016 Programs

ANN SHAW

PROGRAM THURSDAY, MARCH 17, 2016

“LINE, SHAPE AND DESIGN”

WORKSHOP FRIDAY, MARCH 18, 2016

“FLOWERS OF THE GORGE”

Ann's pictorial quilts are vibrant and playful. She has taught all over the country and has been featured in several books and magazines. Her art quilts are all pieced (not appliqued), and she honors traditional piecing and quilting techniques in her quilts. She develops a pieceable design working from photographs. Many of her subjects are related to the beauty in flora and fauna of the Northwest.



March 17 Program Ann will discuss “Line, Shape and Design” and show how these principles are used in designing quilts.

March 18 Workshop will be “Flowers of the Gorge” in which participants will be able to choose one of 5 designs to make in the class. Using her patterns in the workshop, students will learn the method they can use to develop their own patterns. Samples can be seen on her website and flower patterns can be purchased from Jan Nilsen at guild meetings prior to the workshop, or at the workshop. Supply list is at: www.annshawquilting.com and can be found under “Flowers of the Gorge.”

U.F.O. Challenge

Are you ready to welcome an opportunity to finish one or more of those pesky UFOs? Yes, it is once again time for me to remind you of the yearly UFO Challenge. On Thursday, March 3, please bring one or more of your Unfinished Projects, along with five dollars for each project, to share at the meeting. The completed projects will not be due until our September 1st meeting so you will have plenty of time to make it happen! If completed by that date, you will receive your five dollars back plus a fat quarter, some delicious chocolate, and the pride of this chairman and the Guild membership. The 2015 UFO Challenge was a satisfying project for the Guild members who participated and hopefully this year will be even more so.

 Fran Threewit

KIM FAUTH

April 2016

Kim Schrader Fauth has been teaching quilt classes for approximately ten years but has been quilting for over thirty years. When she came up with the new ABCD Technique, she shared it with her Monday quilting group, they strongly encouraged her to write a book because the technique was so new and different.



This is the first quilt ever made using the ABCD Technique.

The book uses three fabrics cut into any size squares. The ABCD Blocks system takes three hours to make all 32 blocks.

April 21 Program Kim will present a trunk show, “ABCD Quilting Magic: How to Make the Blocks and Design.” The blocks look complicated because they have parallelograms and trapezoids in addition to triangles.

April 22 Workshop Kim will present “ABCD Quilting - 32 Blocks in 3 hours.” Please visit her website to see samples of the possible quilts; especially under the “students” heading.

<http://www.abcdquilting.com>

 Jan Nilsen

Boutique and Raffle

A tremendous thank you to Carol Jarvis for the fabulous job she has done for many years making up baskets for the raffle. I could always count on her to quietly show up with four great baskets every meeting. I am going to really miss her cheerful smile and coming by to check to see how well the sales are going so that she knows how well her basket choices are being received. Now she can come by to see how her replacements are doing. Yes, it will take two to replace her. Luckily, Cyndi Cunningham and Susan Peretti-Keith have agreed to take Carol's place. It is really exciting to see new members taking an active role in all our guild activities.

Keep up the good work in supporting the boutique and raffle. The new items brought in really helps to keep up interest and sales up. Also thanks in advance for all the cooperation and volunteers to work the Healdsburg Quilt Show in April. It should be great fun for everyone and profitable for our guild.

 Betty Upchurch

Coming in May 2016

LENORE CRAWFORD

“My fabric art combines my love of France, French architecture, and flower gardens, along with my passion for color and realism. The texture and warmth of the fabric itself, along with fabric painting, give the art an impressionistic feeling that only this medium can produce. I invite you to explore the many lovely possibilities with me, whether shopping for fabric art or learning to create your own.”



MY 19 Program

“Fusing/Fabric Painting to Create an Art Quilt”

In this lecture Lenore will talk about how she has evolved from using other art media to using her own fusing technique with fabric paint to create art quilts with depth and color from photographs she has taken in her travels. She will tell us how she creates a piece from beginning to end and give secrets she has learned on how to make your design a winner. Lenore has won prizes with this new style of art quilting, such as the Best Wall Quilt at the 2007 AQS Nashville Show and the 2011 Moda Best Wall Quilt at the AQS Show in Paducah for “Port of Cas-sis” now residing at the National Quilt Museum in Paducah, KY. She recently received “Best Art Quilt” award in 2016 at Road to California.

May 20 Workshop

Fusing and Fabric Painting to Create a Realistic Art Quilt

Let your inner artist come out and play in this workshop with Lenore Crawford and create a beautiful quilted piece by fusing and painting some special flowers.

In this workshop, we will begin to design a small fused project. We will work from one of Lenore’s patterns shown on the [Patterns](#) page of her website: Yellow Poppies, Red Poppies, Yellow Cone Flower, Cone Flower or Rose, since these are the least complex patterns for beginners. The pattern will be outlined on freezer paper and then transferred to a background fabric on which the design will be fused. No sewing will be



May Program continued →

March 2016

Cloverdale Citrus Fair

Santa Rosa Quilt Guild won many of the awards in the quilting department at the Pirates of the Fair'ibean, Cloverdale Citrus Fair this year. The winners are:

Rhonda Denny - 2 Seconds

Best Use of Color and Design from MQSC

Carol Jarvis — 1 First, Special Award Fair Theme

Suzanne Starjash — 2 Firsts

Janice Rodgers — 1 First

Genelle Voohees — 1 Second

Judy Kubulis – 1 Second

Pam McVey — 1 First, 1 Second

Congratulations to all and thank you for entering into the fair.




Pam McVey

Block of the Month

April

Modern
Four Square

Full pattern is on our
website!



Diana Roberts

May Program continued

done during the workshop—only the designing and fusing. You will learn how to make your own patterns from your own photos focusing on value for depth and texture. She will also demonstrate how to add fabric painting to your design to add detail and depth; students will do painting on their own designs in the workshop. A \$15 supplies fee includes her patterns plus other supplies she will provide. Fabric requirements are on her website for each pattern. For the pattern you choose, select your fabric beforehand and bring it to class!

<http://www.lenorecrawford.com/teaching.html>

Supplies list:

<http://www.lenorecrawford.com/supplies.html>

Patterns: Please note: choose the patterns suggested on the workshop description.

<http://www.lenorecrawford.com/patterns.html>

Pattern fabric requirements:

<http://www.lenorecrawford.com/fabricrequirements.html>



Jan Nilsen

www.srqq.org


Community Quilts

On WEDNESDAY March 30, we will hold a Retreat from 9:00 to 3:00 at the Luther Burbank Art and Garden Center, 2050 Yulupa Ave, Santa Rosa. This will be a relaxed day of sewing and visiting with your friends from the Guild. Plan to join us for any part of the day that fits your schedule.

We have all stages of quilts to work on for Community Quilts, or you may bring your own personal project. You can bring your sewing machine, along with a cushion for your chair and walking foot or free motion foot. If you like to do hand work, bring your favorite scissors and thimble. If you want to stand for part of the day, we will have a station for cutting the quilts before they are turned, so bring some sharp scissors.

Bring your lunch, and we look forward to seeing you on WEDNESDAY March 30th.

Laura Barrett, Nancy Stedman, Janet Tonkin, Pam Beebe & Anne Dondero

 Pam Beebe & Anne Dondero

COMMUNITY QUILT SIZES

If you are making donation quilts on your own, these are the approximate sizes most needed.

32" x 40" Baby Quilts	For Sutter & Memorial NICUs, Public Health nursing, & teen moms. We provide kits for making the tops, or you may use your own fabrics.
40" x 60"	For Valley of the Moon and other Organizations serving children in need. Please use bright colors for young children or fabrics that will appeal to teenagers.
50" x 65"	For 18 year olds aging out of the Foster Care system and for women residing at the YWCA Safe House.
40" x 60"	Lap quilts for adults. Given to Secret Santa, women being served by Verity, deserving seniors in local convalescent hospitals, & others.
Doll Quilts	For little girls & boys. We collect them throughout the year and donate during the holidays.

Thank you to all who are involved with this important outreach project!



Don't Miss Hope Yoder this May!

Sip & Sew Tea Party:

A 2-Day Hands-on Sewing & Embroidery Event!

A two-day, team-style embroidery and sewing event in a relaxing tea party environment. Day one features embroidery tips and techniques. Day two focuses on sewing. Includes use of our top-of-the-line machines, project kits, lunch, tea and refreshments. **Time: 10AM - 4PM. Only \$99.**

Santa Rosa Store
Fri. & Sat., May 27-28

Sacramento Store
Fri. & Sat., June 3-4





Die Cutting Embroidery

A 1-Day lecture, demo and Make & Take Event!

Join Hope for 1-day of lecture, demo and Make & Take with machine embroidery and electronic die cutting using the Brother ScanNCut. Includes kits, tea and refreshments. **Time: 10AM - 2PM. Only \$49.**

Roseville Store
Tuesday, May 31

Folsom Store
Wednesday, June 1

Sacramento Store
Thursday, June 2



Register Today at www.MeissnerSewing.com



Sacramento
2417 Cormorant Way
(916) 920-2121

Folsom
98 Clarksville Road
Suite 130
(916) 984-7071

Roseville
9250 Fairway Dr.
Suite 110
(916) 791-2121

Santa Rosa
1250 Mendocino Avenue
(707) 575-5259

Library News

The following is a list of the books that came into our possession since our last newsletter. For images of the covers and more detailed descriptions of the items, just click on LIBRARY on our website www.santarosaquiltguild.org Linda Hooper has written easy-to-understand directions about how to utilize the library site. To locate her instructions, click on the underlined "here" in the second paragraph at the top of the library page. Let me know if you would like guidance with the site and we'll sit down at the Library's laptop computer after a meeting. *A hint: if you are looking for an author, remember to type in the last name first, and if you are searching for a book title, type in the first "important" word leaving the a, an, and the's 'til the end.*

MODA ALL-STARS ALL IN A ROW – 24 ROW-BY-ROW QUILT DESIGNS assembled by Lissa Alexander (suggested by Jan Westerman)

FAT QUARTER BABIES (not sure I really love the title of this book!) by Its Sew Emma (how am I going to process that name in my records?!?! – but for all of my complaining – this little book has 20 cute patterns for crib quilts using fat quarters – easy! Just add borders to make larger.

202 LITTLE LOG CABIN BLOCKS WITH FULL-SIZE PATTERNS FOR FOUNDATION PIECING (NOTE: not just log cabin blocks, but also flowers, hearts, houses, trees, stars, cat, dog, Santa, snowpeople, angel, fish, basket) by Linda Causee (donated by Phyllis Gallaway)

Have you pawed through the ever-growing box of rulers, templates, and stencils that have been donated to our library for members to check out?

Be sure to let me know if you find an item that our library need!

And don't forget that we have magazine subscriptions to:

FONS AND PORTER'S LOVE OF QUILTING
QUILTERS NEWSLETTER (all of the issues since the very beginning!)
MACHINE QUILTING UNLIMITED
AMERICAN QUILTER
QUILTMAKER

Plus many past issues of:
QUILT LIFE (Alex Anderson and Ricky Tims) Discontinued with the October 2014 issue -DARN!
MINIATURE QUILTS
JAPANESE magazines
QUILTMANIA (European)

Library News continued →

March 2016

Friendship Blocks

Hooray!! We have lots of activity in the Friendship Block program. Debby Bainbridge has submitted a request for a Bird Block. We still have room for people to sign up for a block. We are requesting that only one block per person be submitted to allow maximum participation. When everyone has had a chance to submit one and there is still room then there will be the opportunity to submit more than one! The directions are on the SRQG web page under Friendship Blocks. As they are turned in Linda Hooper will be taking pictures of the blocks and putting them on the website. You will be able to refer to them for ideas. Sharon Fry has many books in the library that are also full of ideas for bird blocks.

Jim has posted an update of the Friendship Block List of Credits. In doing so we noticed there are quite a few people that are no longer members, and some owing blocks. If you are one of the people owing blocks this is a perfect opportunity to "pay back" by doing a block. There are also people on the list who do not plan on participating in the FB program any longer and want to donate their blocks. At this point I have 40 blocks in the donation "bucket." As soon as we finalize the number of blocks donated we will raffle them off in groups of 20. If there is anyone on the list with a lot of credits and are interested in donating blocks to the "bucket" please give me a call. Any questions or suggestions you can contact me.




Cheryl Dudley

Library News continued

Wearing your nametag is a huge help to everyone. This is an excellent way for us to get to know each other.

Check out as many of our more than 3,000 books, DVDs, and CDs, plus magazines, as you wish ~ just remember to return them to the very next meeting, pretty please, as there are so many members in the guild who also wish to use the items.

Our library needs many, many volunteers. You do not need to formally sign-up to help – we'll take whatever time you can spare before or after any meeting. If you do not like the job you are given, don't be shy – let us know what you would rather do. I can never thank everyone enough for their assistance and support with making our library the best in the entire world!



Sharon
'The Librarian'
Fry

Lake Co. Quilt Fest Totals

- 63 quilts were made and donated by our guild. A few of these were wall hanging and/or table mat size. (We were committed to 30 quilts.)
- 114 amazing pillowcases
- 2 hand knitted dish cloths
- 13 potholders

Not all of the quilts made it to our guild's Show and Tell, as we opted to have them delivered to Lake County as soon as they were done. I do believe we captured pictures of all at some point.

Any quilts finished after Quilt Fest that were considered Lap size or smaller were not delivered to Lake County. There were other guilds that donated this size quilt so we opted to keep ours and donated them to Community Quilts to jump start the year.

Not to sound like a broken record, but thanks again to Betty Upchurch for not only quilting over 30 quilts herself *and* making some quilt delivery trips up to Lake County, and to all the rest of you sweet quilting souls who made tops, quilted, bound, labeled etc. and made pillowcases, dish cloths and potholders.

With the experience I gained along with the willingness and response for the this type of project made me realize that we could actually be better prepared the next time a disaster occurs. Of course I'm hoping that preparedness means never needing to put it into action. I am willing to take this on, unless someone else feels it is their destiny to lead an informal project like this. If you would like to work with me, let me know. I'd love to have a team to help put together a future action plan.

With sincere pride -
Jan Westerman, Quilt Fest Chair

Pointless Sisters

The Rincon Valley Regional Library in Santa Rosa is hosting "The Pointless Sisters: Colors of Spring" from March 3 - April 23, 2016. This exhibit features our "Altered Points of View" challenge, a variety of art and traditional quilts and small fiber art objects created by members of the Pointless Sisters, an art quilt group.

The library is located at 6959 Montecito Blvd., Santa Rosa. Hours: Tues. Thurs. Friday - 10 - 6; Wednesday- 10-8, Saturday 10-4; closed Sundays and Mondays. Phone: 707-537-0162.



Carroll Hirsch

March 2016

Opportunity Quilt Tickets

I'd like to extend warm thanks to the staff of Copperfield's Books, which recently hosted our quilt. Store Manager, Christine Lindauer's enthusiasm was appreciated. The store gives 10% Senior Discount on Wednesdays.

Now through to March 6, the quilt is on display at BOLT in Cloverdale. Cecile Claubaugh is coordinating workers for these weekends and needs volunteers.

We will have the quilt at the Sutter Building, 3883 Airway Dr., on Friday, March 11 from 10-2:30. We have 90-minute shifts available. I need a ride, along with quilt and display stand, both to and from.

The **Healdsburg** show and fair is Saturday, April 9, and if enough members sign up we can do 90 minute shifts.



Pat Kearns

Technique Sharing Workshops

"Comfort Kitties" will be the topic of the March 3 TSW. Judy Baldwin will show us how she makes these and discuss why she is so passionate about the project.

Comfort dolls have been around for some time. They are being used for victims of domestic violence and they comfort people all over the world. Judy had an idea to make up a pattern for kitties to appeal to men, women, girls, or boys.

She has given them out to chemo centers and ICU patients, as well as domestic violence victims. She finds great joy in seeing how much the recipients just love their kitties.

She and I hope that as a guild, we can help to make many of these for her to distribute. So far Judy has been making them all herself.

The instructions and pattern will be posted on the guild website, and, we will have copies to pass out at the TSW. She will have a sample kitty to show us.

I know I mentioned at the last meeting that Genelle Voorhees was going to demonstrate how she makes her ever so popular "no knead" bread, but she graciously said that she was available to switch to the April 7 meeting so that the guild can get going on making the kitties sooner rather than later.



Linda Gilbert

www.srqq.org

Rob Appell Workshop

When Rob was booked last year, by intuition alone I knew he was going to be good... As many of you know I am a bit of a technophobe. I don't like the "interwebs" or DVDs because they take time away from sewing! I didn't look him up, even once. When he arrived at the Scottish Rite Center it was raining cats and dogs. He was toting a suitcase on wheels the size of a speaker box from a rock concert. His smile was big and bright and filled the room. He was **on** and his



program rocked a full house.

Ordinarily, my essays revolve around workshops but there are several things that must be noted from his program, 'Quilts From the Sea and Beyond,' which weaves his personal story into the show. He has given a large portion of his enthusiasm and talent to charity. I recommend a look at his website at www.mansewing.com. Check out 'The Endangered Species Quilt Project' and 'Operation Home Front.' Also, he has sewing tutorials on YouTube using the channel 'Man Sewing.' He also works with The Missouri Star Quilt Company where all of his fabulous merchandise can be found. Check out their website at www.missouriquiltco.com. Lastly, on the back of his patterns with the copyright information is this (and I love it): "Anything you make using our patterns or ideas is your business, do whatever you want with the stuff you make, it's yours!"

A system of heavy showers with intermittent sunshine set the stage for a lovely, cozy, warm, and fun day. 8:30 arrival for set up made for a timely start. We gathered around Rob and he began teaching. After 45 minutes of instruction on strata building and color we began our own strata processes. One fun thing about workshops is the array of materials and color choices. My tablemate, Fran, brought dark rich reproduction prints. The majority of the students brought bright or pastel rainbow prints and solids, all gorgeous. While the class built strata Rob went around the room attending each person, sometimes stopping to share a story or important information. Rob's teaching style is similar to what one sees at his Trunk Show but the Rob we had on Friday - while still quite talkative - was more relaxed,

Rob Appell Workshop continued →

March 2016

Rob Appell continued

though still **"on."** He had our undivided attention and 6 hours (plus lunch) to get the strata constructed and designed.

Laurie and Melanie came from Walnut Creek. Lori P. came from Redwood Valley. Moonlighter Barbara was there. Also present was a Cloverdale contingent, Linda and Jeanie. Current SRQG President Jim "Cat Daddy" Jensen was there. Valerie not only participated in Show and Tell for the first time at the Program meeting but she attended her first workshop with us as well. I believe she thrived in this friendly and helpful environment. Keep an eye out for Valerie - her work is good. I see a contender at the Sonoma County Fair this summer. (See her beautiful quilt 'Happy' in reds on the SRQG.org website under Show and Tell.) Phyllis covered for Jan N., P&W Chair, making it possible for Jan to take the workshop. When Phyllis is present I feel a sense of calm. She is adept in sewing skills and tips and tricks, plus has a plethora of knowledge - and she picks up lunch for me.

A full tummy fuels the afternoon. Rob calls us together again for more instruction. The last three strip sets are mixed up size-wise to jazz things up in a syncopated fashion. Once the strata are constructed it's time to design. I do hope photographs were taken. As the day progressed, six strata sets per person were placed on the design walls. With 25 students the room was festooned with so many bright colors it looked like a Gay Pride Parade. I hope Rob is impressed with us. We are a remarkably wonderful group.



Thank you to the set-up team in the morning and the take down crew in the afternoon, and to those who schlepped ironing boards, irons, and electrical cords, and to the lunch runners and the garbage gatherers. We are grateful for the effort and energy that makes these Santa Rosa Quilt Guild Programs and Workshops so phenomenal. Rob is a good man, a good teacher, and totes adorbs. We are blessed to have his attention, instruction, and new faboo techniques to build beautiful quilts. Just to show you how impressed I am, I am going to subscribe to 'Man Sewing' for my 10-year-old grandson, Gino, so that when we sew together, Rob will be the teacher.



Rollin' Rho
Rhonda Denny Reporting
Workshop Number 54!!

2016 Executive Board & Committees

President
Vice President
Treasurer
Secretary
Program Chair
Program Chair Elect
Parliamentarian
Members-at-Large

2016 ELECTED BOARD

Jim Jensen
Linda Hooper
Phyllis Galloway
Becky Stanley
Jan Nilsen
Janice Rodgers
Dianne Cheli
Sharon Fry
Joy McGoran
Helen Smith
Jan Andrews

2016 COMMITTEES

Block of the Month *
Boutique *
Bus Trip
Challenge Quilt
Community Outreach *
Community Quilts *
Email Coordinator *
Fair Liaison
Finance

Diana Roberts
Betty Upchurch
Wendy Mouille
Carole Behlke
Mirna Estes
Pam Beebe & Anne Dondero
Sharon Fry
Pam McVey
Phyllis Galloway

Friendship Blocks *
Historian *
Hospitality *

Library *
Membership *

Newsletter Editor & Circulation *
Newsletter Proofreading
Nominating
Opportunity Quilt Ticket Sales *
Sew-A-Row *
Sunshine *
TSW (Tech. Sharing) *
UFO Challenge
Videographer *
Website *
Welcoming Committee
Past President

* Standing Committee

Cheryl Dudley
Sharon Fry
Carolle LeMonnier
Judy Lindberg
Georgiann Morrissey
Sharon Fry
Jan Andrews, Sue Gragg
& Vicki David
Jan Andrews
Diana Roberts
Dianne Cheli
Patricia Kearns
Genelle Voorhees
Jan Westerman
Linda Gilbert
Fran Threewit
Linda Hooper
Linda Hooper
Rhonda Denny
Vicki David

Remember!

- NAME TAG • SHOW AND TELL • COFFEE MUG •
- LIBRARY BOOKS • LUNCH • NO PETS • NO FRAGRANCES •
- REUSABLE PLATE & FORK • CELL PHONE ON SILENT •

SRQG 2016 Calendar

MARCH

- 3** **Business Meeting**
UFO Challenge Begins
TSW: Judy Baldwin ~ "Comfort Kitties"
- 12** **TRI-GUILD LUNCHEON**
17 **Program Meeting**
Anne Shaw ~ "Line, Shape and Design"
- 18** **Workshop**
Anne Shaw ~ "Flowers of the Gorge"
Luther Burbank Art & Garden Center
2050 Yulupa, Santa Rosa
9:00 a.m. to 3:00 p.m.
- 24** **Board Meeting**
- 30** **FIFTH THURSDAY RETREAT!**
ON WEDNESDAY!!!
Luther Burbank Art & Garden Center 9:00 - 3:00
Bring your own project or work on a community project! **All are welcome!**

APRIL

- 7** **Business Meeting!**
Opportunity Quilt Raffle
Valley of the Moon quilts with Meg Easter-Dawson
Sew-a-Row: Row 2 due
TSW: Genelle Voorhees ~ "No Knead Bread"
- 14** **Community Quilt Work Day**
Pam Beebe's home. Come after 10:00 am
Bring a bag lunch and stay as long as you like.
We will be cutting fabric, making up kits and layering quilts for the May 5th Quilt-a-Thon.
- 21** **Program Meeting**
Kim Fauth ~ "Absolutely Beautiful Creative Designs/Quilting Magic"
- 19** **Workshop**
Kim Fauth ~ "ABCD Quilts -
32 Blocks in 3 Hours"
Luther Burbank Art & Garden Center
2050 Yulupa, Santa Rosa
9:00 a.m. to 3:30 p.m.
8:30 a.m. for set-up
- 24** **Board Meeting**

Santa Rosa Quilt Guild Affiliates

BOLT

Kate Barrett
219 N. Cloverdale Blvd. ~ Cloverdale
894-2658
Tues. - Sat. 10:00 - 6:00
<http://www.boltcloverdale.com/>
info@boltcloverdale.com
10% discount for SRQG members

BROADWAY QUILTS

Gery Rosemurgy, Owner
20525 Broadway, Sonoma, CA 95476
707-938-7312
www.broadwayquilts.com
Mon-Sat 9:30-5:30, 11-3 Sunday

COUNTRY MOUSE

CUSTOM LONGARM QUILTING

Carol Stevens Marcia Seeley
707-372-1350 707-571-8284
1695 Willowside Road, Santa Rosa CA 95401
countrymouse@gmail.com
Hours by Appointment

THE LONGARM LADY

AT QUILTY PLEASURES STUDIO

Custom Machine Quilting
Gari Jones
112 Schoolhouse Lane
Geyserville, CA 95441
217-0087
Hours by Appointment
gari@juno.com

MARIAN'S MAGIC NEEDLE QUILTING

Custom Machine Quilting
Marian Drain
1140 Sanford Ranch Rd.
Ukiah, CA 95482
472-0195
Hours by Appointment
<http://cuddletimequilts.wordpress.com/>
cuddletimequilts@me.com

MEISSNER'S SEWING CENTER

Formerly My Sew Vac Place
1250 Mendocino Ave.
Santa Rosa, CA
707-575-5279
Mon.-Sat. 10-6
<http://www.meissnersewing.com/household/>

PARKSIDE SEWING MACHINE CENTER

Authorized Bernina and Janome Dealer
Jim and Annemarie Wyllie
410 Santa Rosa Ave.
Santa Rosa, CA
707-576-1430
Mon.- Fri. 9:28 - 5:04
Sat. 9:03 - 12:04

QUILTED VINE

Machine Quilting
Lynda McLean
2080 Mt. Olive Way
Santa Rosa, CA
707-528-4256
Hours by Appointment
quiltedvine@sbcglobal.net

THE TREASURED THREAD

Custom Quilting & Embroidery
Diane Bare
304 Burt St. • Santa Rosa
707-571-2078
Diane@thetresuredthread.com
Afternoon, Evening & Weekend hours

VILLAGE SEWING CENTER

VILLAGE SEWING OF UKIAH

John Furtado
1455 Santa Rosa Ave. #B-1, Santa Rosa, CA
707-544-7529
1252 Airport Park Blvd., Ukiah
707-467-9383
Mon. - Fri. 10:00 - 6:00
Sat. 10:00 - 5:00
<http://www.villagesewing.com/>

SANTA ROSA QUILT GUILD



CONTACT INFORMATION

PRESIDENT

Jim Jensen

president@santarosaquiltguild.org

VICE PRESIDENT

Linda Hooper

NEWSLETTER EDITOR

Jan Andrews

editor@santarosaquiltguild.org

MEMBERSHIP

Jan Andrews, Vicki David

and Sue Gragg

membership@santarosaquiltguild.org

PROGRAMS

Jan Nilsen
pro-

MEETINGS AND MEMBERSHIP

The Santa Rosa Quilt Guild meets the first and third Thursdays of each month (in December only one meeting is held on the first Thursday) at 10:00 a.m. at the Scottish Rite / Masonic Lodge in Santa Rosa, 600 Acacia Lane, between Mission Boulevard and Middle Rincon Road on Highway 12 east of Santa Rosa.

Membership dues are \$35 per year. The calendar year is January to December; new member's dues are prorated. Regular meetings, special programs, use of the extensive library and special discounts from some affiliates are benefits of membership. For More information or to send a check for dues email:

Meeting Etiquette

- ◆ Please avoid chit-chat while someone is speaking to the group.
- ◆ Please peruse the Silent Auction & Boutique before and after the meeting--not during the meeting.
- ◆ Please, do not browse the speaker's table during the meeting.
- ◆ Please set your cell phone to silent mode or turn it off.
- ◆ At Speaker Meetings, please move to the center of the rows and eliminate empty seats, so late-comers will be able to find a seat and not disturb the group.

Thank You Sew Much!

