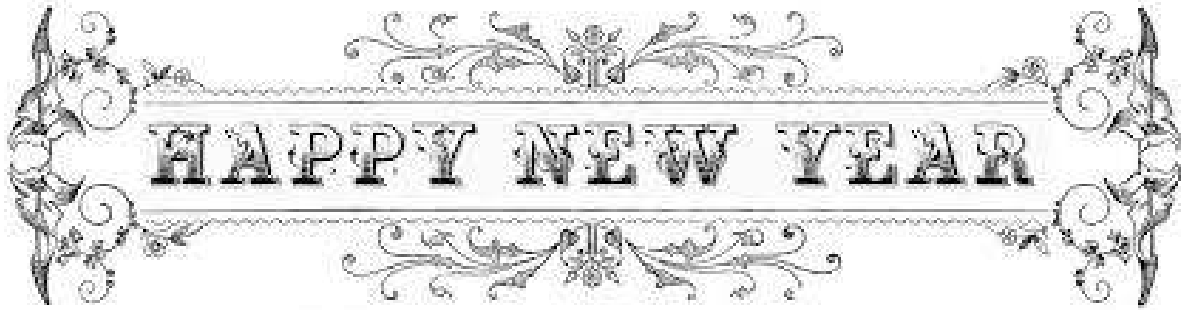




Stitch 'n Times

Santa Rosa Quilt Guild
P.O. Box 9251, Santa Rosa, CA 95405
January 2017 • Vol. 41 • No. 01

President's Message



May you have ...

H – Half square triangles ... more than you will ever need ...

A – Applique adventures to your heart's content ...

PP – Paper Piecing challenges that keep your mind keen (love thinking backwards) ...

Y – Y-seams that go together better than mine do ...

N – Needles that stay forever sharp ...

E – Even and perfectly sewn stitches (most of the time anyway) ...

W – Wonderful new patterns that accelerate your creative juices ...

Y – Yards and yards of new fabric ...

E – Eagerness to finish all those UFO's even though you want to start something new ...

A – Accolades from your co-quilters when you share the finished project at Show and Tell ...

R – Reminders of why we do what we do with such passion ...

For example, this "thank you" recently received through the website ...

*"My husband and I had boy/girl twins on October 22 at Memorial Hospital. They were born a month early and were in the NICU for a little over a week as a precaution. While they stayed, they each received a quilt made by the Guild. I wanted to thank you for the quilts and to commend you all for the work that you do. The babies love the quilts. So from William James and June Marie Bond, a huge thank you! Again, from my husband, James and I, Thank you very much.
-Suzanne Bond"*

And on a personal note, let it be known that I am making just three New Year's resolutions ...

to be ever thankful that you have put your trust in me to be president for another year,
to keep a positive and loving attitude in what may be challenging times ahead, and
to tackle my stash so that I can find my cutting board.

I am so very grateful for the Santa Rosa Quilt Guild and all its members, and am looking forward to all we will do together in 2017.

Jim Jensen

2017 Programs

LISA MCKISSICK

January 19 & 20, 2017

January 19 Program

“Tool Time Girl”

Have you ever stared at the notions wall and wondered what all those tools do and which is the right one to buy? Then Lisa is your Tool Time Girl! This entertaining and informative lecture features over 30 of Lisa's favorite tools and corresponding quilts. Of course, there will be rulers, and cutters and marking devices—but be ready for a number of exceptional little gems along the way!



Lisa, a pattern author, retail buyer and quilter with over 20 years of quilting experience, will captivate you with this clever, instructive presentation. She has interesting stories and tips and tricks to interject throughout the presentation and it is always fun and entertaining.

Lisa will also bring a number of “tools” to sell.

Lisa and her daughter, Christina, recently started the Cosmopolitan Quilt Company. The mother and daughter duo are delighted to be designing contemporary quilt patterns for discriminating quilters! They live in Sonoma County and come from a family of many quilters.

January 20 Workshop

“Northern Lights”

The Workshop will be Northern Lights, a paper pieced quilt designed by Jinny Beyer. Try this dramatic paper pieced quilt with a unique secondary pattern! This paper piecing class breaks all the rules! Less work, more fun!



Janice Rodgers

TRACEY BROOKSHIER

February 16 & 17, 2017

February 16 Program

“Love Affair with Japan”

Tracey's slides of the Tokyo International Great Quilt Show will amaze you. You'll see gorgeous quilts, and learn about Japanese quilting culture, which is very different than ours. A trunk show of Tracey's quilts designed with Japanese and Asian-inspired fabrics follows.



February 17 Workshop

“Sankaku”

Designed to show off beautiful panels or large-scale prints as in Japanese yukata fabric, Sankaku is strikingly graphic using high-contrast values. Concentric triangle borders have a math secret - the blocks in each border are exactly 1" larger



than the blocks in the previous border. This relationship continues for each additional border, no matter how large you make the quilt.

**Change of
Information?**

**Don't forget to notify
the Membership Crew**

Library News

The following is a list of the books that came into our possession since our last newsletter. For images of the covers and more detailed descriptions of the items, just click on LIBRARY on our website www.santarosaquiltguild.org Linda Hooper has written easy-to-understand directions about how to utilize the library site. To locate her instructions, click on the underlined "here" in the second paragraph at the top of the library page. Let me know if you would like guidance with the site and we'll sit down at the Library's laptop computer after a meeting. *A hint: if you are looking for an author, remember to type in the last name first, and if you are searching for a book title, type in the first "important" word leaving the a, an, and the's 'til the end.*

A CHANGE OF SEASONS – FOLK-ART QUILTS AND COZY HOME ACCESSORIES by Bonnie Sullivan (requested by Jan Westerman and Carole Behlke)

ADDICTED TO SCRAPS by Bonnie K. Hunter

PRESERVING HISTORY by Julie Hendricksen (the owner of one of the very first quilting shops I ever visited, JJ Stitches, in Sun Prairie, Wisconsin -very cool!) – requested by Jan Westerman

TREE OF LIFE QUILTS by Trisch Price

NEW YORK BEAUTY – NEW QUILTS FROM AN OLD FAVORITE – annual contest sponsored by The National Quilt Museum – American Quilter's Society (we have the entire collection of 22 challenges in our library)

ART QUILT COLLAGE, A CREATIVE JOURNEY IN FABRIC, PAINT & STITCH
by Deborah Boschert

TEXTILE COLLAGE, USING COLLAGE TECHNIQUES IN TEXTILE ART by Mancy Pattullo (requested by Rhonda Denny)

CREATIVE QUILT CHALLENGES by Pat Pease and Wendy Hill

ARTFUL IMPROV, EXPLORE COLOR RECIPES, BUILDING BLOCKS & FREE-MOTION QUILTING
by Cindy Grisdela

VICTORIAN DISPLAY ALPHABETS – 100 COMPLETE FONTS – a Dover publication – an oldie-but-goodie donation

BLOCK – Fall – Volume 3, Issue 5 – Missouri Star Quilt Co.

Library News continued

UNCOVERINGS 2016 – Volume 37 of the Research of the American Quilt Study Group

COUNTRY VILLAGE by Barbara Graham *

BEYOND HAWAIIAN FLORALS by Stacy Michell and Toshiko Hashimoto *

100 PAPER PIECED QUILT BLOCKS with CD for block sizes 2" to 8" by Linda Causee *

LITTLE TRADITIONAL QUILTS by Jayne Turner *
BASKETS & BUMBLEBEES by Barbara Brandeburg *

HOMETOWN USA by Quilter's Guild of Dallas, Inc. *

* Indicates donated items

Be sure to let me know if you find an item that our library needs!

Have you pawed through the ever-growing box of rulers, templates, and stencils that have been donated to our library for members to check out? Many thanks to Carole Behlke for organizing these for us (see the list of items on our blog!).


We also have magazine subscriptions to: FONS AND PORTER'S LOVE OF QUILTING, MACHINE QUILTING UNLIMITED, AMERICAN QUILTER, QUILTMAKER, MODERN QUILTS UNLIMITED, QUILTING ARTS MAGAZINE, and MODERNE (from Quiltmania)

Plus many past issues of:
QUILT LIFE (Alex Anderson and Ricky Tims, MINIA-TURE QUILTS, Japanese magazines, QUILTMANIA (European), AND QUILTERS NEWSLETTER

Wearing your nametag is a huge help to everyone. This is an excellent way for us to get to know each other.

Check out as many of our more than 3,274 books, DVDs, and CDs, plus magazines, as you wish ~ just remember to return them to the very next meeting, pretty please, as there are so many members in the guild who also wish to use the items.

Our library needs many, many volunteers. You do not need to formally sign-up to help – we'll take whatever time you can spare before or after any meeting. If you do not like the job you are given, don't be shy – let us know what you would rather do. I can never thank everyone enough for their assistance and support with making our library the best in the entire world!



Sharon
'The Librarian'
Fry

www.srqg.org

Library News continued →

Community Quilts

Many of our quilts have found their way out into the community. Well over a thousand were donated in 2016. We will publish the totals in January in case more are delivered before the end of December. We made 283 doll quilts in the last two months of the year!

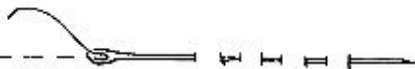
Now it's time to be working on more quilts. In April we need 100 for the Valley of the Moon. Right now we have 50 completed. The NICU's continually need quilts, especially ones for boys or gender neutral. We so appreciate all the hard work that goes into these projects. If you are completing a community quilt at home and need flannel backing or batting please talk to one of the committee members.

February 2 is our first Quiltathon! Mark your calendars and plan to attend for a day of sewing and fellowship with other quilters.

Thank you to all who so generously participate in making quilts for our community!



Pam Beebe, Laura Barrett,
Nancy Stedman & Janet Tonkin



COMMUNITY QUILT SIZES

If you are making donation quilts on your own, these are the approximate sizes most needed.

32" x 40" Baby Quilts	For Sutter & Memorial NICUs, Public Health nursing, & teen moms. We provide kits for making the tops, or you may use your own fabrics.
40" x 60"	For Valley of the Moon and other Organizations serving children in need. Please use bright colors for young children or fabrics that will appeal to teenagers.
50" x 65"	For 18 year olds aging out of the Foster Care system and for women residing at the YWCA Safe House.
40" x 60"	Lap quilts for adults. Given to Secret Santa, women being served by Verity, seniors in local convalescent hospitals, & others.
Doll Quilts	For little girls & boys. We collect them throughout the year and donate during the holidays.

Thank you to all who are involved with this important outreach project!

Cloverdale Citrus Fair

February 17th through the 20th are the dates for this year's Cloverdale Citrus Fair. The theme is "Something Old, Something New, 125 Years with You." You will find the exhibitors' book and entry forms online @ cloverdalecitrusfair.org. Deadline for entry forms is January 27 at 5pm. Exhibits must be delivered on February 4, 10am to 5pm. Pick up dates are February 20, 5pm to 7pm and February 21, 5pm to 7pm. Santa Rosa Quilt Guild awards a Rosette and \$25.00 for best hand quilting. We also give a Rosette and \$10.00 award to Special Youth quilt. If you have young quilting friends, 19 years or younger, please encourage them to enter their quilts in the fair. Last year there were only a few quilts entered. Perhaps this year you could pick up a ribbon or two!!!



Pam McVey

Quilt Rave!

Rave: adjective – enthusiastic
Verb – show enthusiasm

When: January 12, 2017
(a nonscheduled Guild Thursday)

Where: the Scottish Rite / Masonic Lodge
Santa Rosa

When: 9:00 am – 2:30 pm

What: Good old fashioned Quilting Bee
Bring your own project along with
sewing supplies needed

Food: Bag lunch!

Room set up will be 'Quiltathon' style.
BRING ALL YOUR OWN PROJECTS & SUPPLIES.
Irons will be supplied.

The AccuQuilt Go! will be available for demo & use
This event was created to bring people together who
love to gather with friends and sew in a non-
structured environment

The goal for the day is to Rave Out, make new connections, and completely forget about the stresses life has to offer.

There will be an awesome time sewing and laughing, *but* without a flashing light show, a DJ with burst your eardrum music, or alcohol (sorry no wine), the dancing is up to you!

Questions? Contact Jan Westerman
Quilting Rave coordinator

Why Do Quilts Cost So Much?

Costs for materials, construction, & finishing for a 85" x 65" Throw Quilt.

Materials for throw quilt:

Fabric for the top:

6 yds @ \$11 yd = \$66
 5 yds Backing @ \$13 = \$65
 2 yds of Batting @ \$11 = \$22
 5/8 yd for Binding @ \$11 = \$8.88
TOTAL Cost of Materials = \$159.88

Construction:

(Labor based on \$10/hr)

Making the top:

(Includes preparing the fabric, cutting the pieces, sewing the blocks, setting into rows, adding borders)
 50 hours x \$10/hr = \$500

Assembling the Quilt Sandwich:

3 hours @ \$10/hr = \$30

Quilting on Domestic Machine:

(Charged by square inch in a simple all over design)
 4225 sq in x \$.015 = \$63.38

Thread for Quilting - \$15

TOTAL Cost for Construction = \$768.26

Finishing:

Making the Binding:

2 hours x \$10 = \$20

Attaching the binding:

10 hours x \$10 = \$100

TOTAL Finishing costs = \$120

TOTAL COST OF QUILT = \$888.26

Note: A larger quilt, a more intricate pattern, a more elaborate quilting design will cause the price to increase.



Sew-A-Rows

It is a new year and I hope you are all ready to fire up your sewing machines to work on participating in this year's SEW A ROW! Sharon Oman and I will be collecting the starts in January, and this will be your opportunity to set the tone for a quilt you will have a chance to win at the end of 2017.

Your quilt starts can consist of a row or a medallion. Let your imagination run wild, and give yourself the opportunity to think outside the box. Remember to include some of the scrap fabric for the next person to use so that the color palette can be carried throughout the quilt.

There have been several starts turned in already (thank you thank you), so it is not too early to adopt one! Stop by the Sew a Row table to see what's up for adoption or to draw inspiration. And please feel free to ask any questions you have when you see me. Thank you for your participation in this fun program.



Toni Anderson



Santa Rosa & Sacramento Stores

Hope Yoder
**Cutting Edge
 Retreat**

February 21-22, 2017 AND February 24-25, 2017

A 2-Day, Hands-on Digital Cutting Event

Join Meissner Sewing and Hope Yoder for two days of projects, inspiration and detailed, step-by-step instruction on cutting, crafting and machine embroidery. Every person makes every project during this team-style event. Make and take home finished projects from machine appliques to glass etching and heat transfer vinyl.

Santa Rosa

Feb. 21-22, 2017

\$129 Per person • 10am-4:30pm

Sacramento

Feb. 24-25, 2017

\$129 Per person • 10am-4:30pm

Sign up at MeissnerSewing.com!

FLOOR MODEL SALE! ALL STORES • January 13-23, 2017



Sacramento
 2417 Cormorant Way
(916) 920-2121

Folsom
 98 Clarksville Road, Ste. 130
(916) 984-7071

Roseville
 9250 Fairway Dr., Ste. 110
(916) 791-2121

Santa Rosa
 1250 Mendocino Avenue
(707) 575-5259

Welcoming Committee

Your Welcome Committee has just completed their first year of meeting and greeting guests. The goal is to make guests feel a part of the madness from the time they enter the front doors. We can be an overwhelming group with so many members and so many things to get involved with such as Block of the Month, Community Quilts, Programs and Workshops, Technique Sharing Workshops, our World Class Library, and an amazing Boutique, just to mention a few.

I have several handmaidens who greet and introduce guests to people and committees. Also, refreshments from the hospitality crew warm the hands and heart.

This years handmaidens are: Jan Westerman, Joanne Meaney, Loni McDonald, and - new this year - we welcome Vicki David with Janet Tonkin in reserve as needs be, as always. I am still looking for more handmaidens especially on Speaker meetings the third Thursday of most months. Please let me know if you're interested.



Rhonda Denny

Boutique and Raffle

The boutique and raffle have become an important part of the guild's fund raising efforts. In 2016 we set up only part of the meetings but still managed to reach the goal set for income for the year. The money goes into the general fund. But I like to think it helps to pay the rent on the beautiful facility we are all privileged to use for our meetings. Many of the members admit that participating in the raffle is a donation and is one that they are happy to make as the annual dues are small for a year's membership. All help is welcome in setting up, taking down, selling tickets and or boutique items. Any items you think would sell in the boutique are welcome and appreciated. It always helps to have new inventory. If you know of items or ideas that members might be interested in, please present them to me. A sample is always greatly appreciated.

Thank you to everyone who participated in every capacity. Looking forward to seeing everyone throughout 2017. Be sure to come by, look over our inventory, and say hello so that we can visit and get to know each other better.



Betty Upchurch

Technique Sharing Workshops

Technique Sharing Workshops are held about once a month after a meeting and are designed so that guild members can share and learn from each other. As we enter 2017 we will have more opportunities to learn more and advance our quilting and sewing skills. **As your TSW chair this year I would like to hear from you.** What skills would you like to improve? Have you noticed something someone did that was really awesome? Maybe an unexpected trick that brought amazing results? For some of our new members, some basic skills as there are so many that go in to making beautiful quilts and projects. If you have a request or have learned something that you would like to share please let me know. We have amazingly gifted quilters and sewers in our guild. As with any expert, sometimes we forget all the little things that helped us along the way to become so skilled. This program is only successful if we all participate and help each other along the way.

I am putting together the calendar for 2017 and would really like your input.



I have had fun over the holidays making coasters as small gifts for family and hostess events. I am happy to share what I did in a January meeting. These are simple and can be personalized with all the great fabrics we have to match interests of the person they are meant for. Here are a couple of samples.

Please check out the sign up list at the back of the meeting room and sign up if you are interested so presenters know how many handouts, etc to bring. I know 2017 will be another year of absolutely amazingly beautiful projects. Let's all help each other make it so.



Jan Nilsen

stitch'n times advertising rates

Business Card	2.25" x 3.5"	\$10.00
1/4 page vertical	3.5" x 4.875"	\$25.00
1/4 page horizontal	4.875" x 3.5"	\$25.00
1/2 page vertical	3.65" x 9.75"	\$50.00
1/2 page horizontal	7.5" x 4.75"	\$50.00
Full page	7.5" x 9.75"	\$100.00

Contact Newsletter Editor Jan Andrews

Beth's Quilting Club

Beth's Quilting Club (BQC) at Roseland Univ. Prep High School (RUP)

Beth's Quilting Club was created in September 2016 and is going strong. It was formed at the request of Dr. James Foley to honor his wife Beth Foley, a former member of SRQG and The Pointless Sisters.

BQC meets every Thursday for two hours. Club members learn the basics of sewing and quilting. So far, they have made a table runner, pillowcase, tote bag, and a composition book cover for their journal, which they use to record their sewing accomplishments (journaling taught by Toni Anderson). They are currently making spider web quilt blocks. Dr. Foley is enjoying watching the Club grow along with their creativity!

Several SRQG members are volunteering their time to make this club a success. Classroom volunteers: Diana Watson, Lorna Fiori, Angie Frey, Vicki David, Jeanne Parent, Jan Nilsen, Elizabeth Marrs, Lori Platt, Rhonda Denny, Toni Anderson, Genelle Voorhees and Dr. James Foley. Jessica Mullins-Thomas is the RUP Advisor.



From Left: Genelle Voorhees, Angie Frey and Lorna Fiori with members of Beth's Quilting Club at Roseland Prep.

 Genelle Voorhees

Program Elect 20176

I am sew very excited about Programs & Workshops I can hardly stand myself! I feel giddy and glad. My Shieldmaiden, Phyllis Gallaway, and I are hitting the road running. First stop, January Northern California Quilt Council is hosting an All Star review. There will be nine teachers (see list, below) doing fifteen-minute demonstrations and we will have opportunities to interview them for the position as SRQG lecturer and teacher for the year 2018. Then, on a Saturday in April, NCQC will host their twice-yearly Meet the Teachers. There are 30 teachers, each given three minutes to make their introduction and peek our curiosity.

Mel Beach	Vicki Johnson
Lynn Koolish	Jenny Lyon
Therese May	Sue Rasmussen
Linda Schmidt	Meri Vahl

Lynn Wilder

Thank you all so much for the fantastic survey results (see below). There is a treasure trove of ideas and suggestions to help us book instructors for 2018.

Scrappy Quilts	39
Borders/Finishing	35
Machine Applique	32
Color	27
Art Quilts	24
Modern Quilts	23
Paper Piecing	23
Seminole Patchwork	18
Lettering on Quilts	15
Faces and Pictures	15
3-D patchwork	12
Other	12
Hand Applique	12
Hand Quilting	10
Quilting Basics	9

 Rhonda Denny

Coming in March!

Robin Kingsley from Bird Brain Designs in Kelseyville will talk about how she got started with embroidery in the early 1960s. From there she will share how embroidery has changed throughout the decades and what enjoyment and relaxation stitching can bring! In addition, you will have the opportunity to realize how you can incorporate embroidery into your quilts to embellish, finish seams, add character and more to make them even more special!

 Janice Rodgers



2017 Executive Board & Committees

President
Vice President
Treasurer
Secretary
Program Chair
Program Chair Elect
Parliamentarian
Members-at-Large

2017 ELECTED BOARD

Jim Jensen
Linda Hooper
Phyllis Gallaway
Carol Behlke
Janice Rodgers
Rhonda Denny
Dianne Cheli
Sharon Fry
Joy McGoran
Pam McVey
Jan Andrews

2017 COMMITTEES

Block of the Month *
Boutique *
Bus Trip
Challenge Quilt
Community Quilts *
Email Coordinator *
Fair Liaison
Finance
Friendship Blocks *

Cathy Conover
Betty Upchurch
Wendy Mouille
Carole Behlke
Pam Beebe and Laura Barrett
Sharon Fry
Pam McVey
Phyllis Gallaway
Janice Juul

Historian *
Hospitality *

Library *
Membership *
Newsletter Editor & Circulation *
Newsletter Proofreading
Nominating
Opportunity Quilt Ticket Sales *
Sew-A-Row *
Sunshine *
TSW (Tech. Sharing) *
UFO Challenge
Videographer *
Website *
Welcoming Committee
Past President

Sharon Fry
Carolle LeMonnier, Judy Lindberg
Georgiann Morrissey
Sharon Fry
Jan Andrews, Sue Gragg
Jan Andrews
Diana Roberts
Dianne Cheli
Pam McVey
Toni Anderson
Jan Westerman
Jan Nilsen
Fran Threewit
Linda Hooper
Linda Hooper
Rhonda Denny
Vicki David

* Standing Committee

Remember!

- NAME TAG • SHOW AND TELL • COFFEE MUG •
- LIBRARY BOOKS • LUNCH • NO PETS • NO FRAGRANCES •
- REUSABLE PLATE & FORK • CELL PHONE ON SILENT •

SRQG 2017 Calendar

JANUARY

- 5** **Business Meeting**
Installation of 2017 Officers
TSW: Jan Nilsen--Coasters
Sew-A-Row: Starter rows due
- 12** **QUILT RAVE**
9:00 - 2:30 Scottish Rite Center
Bring your projects and lunch for this fun day of
- 19** **Program Meeting**
Lisa McKissick ~ "Tool Time Girl"
- 20** **Workshop**
Lisa McKissick ~ "Northern Lights"
Luther Burbank Art & Garden Center
9:00 a.m. to 3:30 p.m.
8:30 a.m. for set-up
- 26** **Board Meeting**

FEBRUARY

- 2** **QUILTATHON!!!**
Bring your sewing machine or hand sewing tools.
Set-up and sewing begins at 9:15
Sew-Q-Row Signups
Guild Challenge Introduced
- 16** **Program Meeting**
Tracey Brookshier ~ "Love Affair with Japan II"
TSW: Toni Anderson ~ "Quilt Journaling"
Valley Quilt Guild Opportunity Quilt
- 17** **Workshop**
Tracey Brookshier ~ "Sankaku"
Luther Burbank Art & Garden Center
9:00 a.m. to 3:30 p.m.
8:30 a.m. for set-up
- 17-20** **Cloverdale Citrus Fair**
- 23** **Board Meeting**

Santa Rosa Quilt Guild Affiliates

ANIMAL COIN.COM

Ann Nolen
1007 Baird Rd. ~ Santa Rosa
888-1837
<http://www.animalcoin.com/>
ann@animalcoin.com
Online Sales Only

BOLT

Kate Barrett
219 N. Cloverdale Blvd. Cloverdale
894-2658
Tues. - Sat. 10:00 - 6:00
<http://www.boltcloverdale.com/>
info@boltcloverdale.com
10% discount for SRQG members

BROADWAY QUILTS

Gery Rosemurgy, Owner
20525 Broadway Sonoma, CA 95476
707-938-7312
www.broadwayquilts.com
Mon-Sat 9:30-5:30, 11-3 Sunday

COUNTRY MOUSE

CUSTOM LONGARM QUILTING

Carol Stevens Marcia Seeley
707-372-1350 707-571-8284
1695 Willowside Road, Santa Rosa CA 95401
countrymouse@gmail.com
Hours by Appointment

THE LONGARM LADY

AT QUILTY PLEASURES STUDIO

Custom Machine Quilting by Gari Jones
112 Schoolhouse Lane Geyserville, CA 95441
217-0087
Hours by Appointment
gari.j@juno.com

MARIAN'S MAGIC NEEDLE QUILTING

Custom Machine Quilting
Marian Drain
1140 Sanford Ranch Rd. Ukiah, CA 95482
472-0195
Hours by Appointment
<http://cuddletimequilts.wordpress.com/>
cuddletimequilts@me.com

MEISSNER SEWING & VACUUM CENTER

Authorized Baby Lock, Brother, Bernina,
Janome and Gammill Dealer
1250 Mendocino Ave. • Santa Rosa, CA 95401
707-575-5259
www.MeissnerSewing.com/household/
Mon - Sat: 10:00 to 6:00

PARKSIDE SEWING MACHINE CENTER

Authorized Bernina and Janome Dealer
Jim and Annemarie Wyllie
410 Santa Rosa Ave. Santa Rosa, CA
707-576-1430
Mon.- Fri. 9:28 - 5:04
Sat. 9:03 - 12:04

QUILTED VINE

Machine Quilting
Lynda McLean
2080 Mt. Olive Way Santa Rosa, CA
707-528-4256
Hours by Appointment
quiltedvine@sbcglobal.net

THE TREASURED THREAD

Custom Quilting & Embroidery
Diane Bare
304 Burt St. Santa Rosa
707-571-2078
Diane@thetresuredthread.com
Afternoon, Evening & Weekend hours

VILLAGE SEWING CENTER

VILLAGE SEWING OF UKIAH

John Furtado
1455 Santa Rosa Ave. #B-1, Santa Rosa, CA
707-544-7529
1252 Airport Park Blvd., Ukiah
707-467-9383
Mon. - Fri. 10:00 - 6:00
Sat. 10:00 - 5:00
<http://www.villagesewing.com/>



Membership Renewal Time!

2017 Membership dues are \$35.00

Please make your check payable to SRQG

Let us know if you have a roster change.

*If you must pay cash, please bring the exact amount *

Thank You!

Sue Gragg and Jan Andrews
Membership

Dues may also be paid by mail to:

SRQG

P.O. Box 9251

Santa Rosa, CA 95405

SANTA ROSA QUILT GUILD



CONTACT INFORMATION

PRESIDENT

Jim Jensen

president@santarosaquiltguild.org

VICE PRESIDENT

Linda Hooper

NEWSLETTER EDITOR

Jan Andrews

editor@santarosaquiltguild.org

MEMBERSHIP

Jan Andrews and Sue Gragg

membership@santarosaquiltguild.org

PROGRAMS

Janice Rodgers

programs@santarosaquiltguild.org

MEETINGS AND MEMBERSHIP

The Santa Rosa Quilt Guild meets the first and third Thursdays of each month (in December only one meeting is held on the first Thursday) at 10:00 a.m. at the Scottish Rite / Masonic Lodge in Santa Rosa, 600 Acacia Lane, between Mission Boulevard and Middle Rincon Road on Highway 12 east of Santa Rosa.

Membership dues are \$35 per year. The calendar year is January to December; new member's dues are prorated. Regular meetings, special programs, use of the extensive library and special discounts from some affiliates are benefits of membership. For More information or to send a check for dues email:

Meeting Etiquette

- ◆ Please avoid chit-chat while someone is speaking to the group.
- ◆ Please peruse the Silent Auction & Boutique before and after the meeting--not during the meeting.
- ◆ Please, do not browse the speaker's table during the meeting.
- ◆ Please set your cell phone to silent mode or turn it off.
- ◆ At Speaker Meetings, please move to the center of the rows and eliminate empty seats, so late-comers will be able to find a seat and not disturb the group.

Thank You Sew Much!

