



# Stitch 'n Times

Santa Rosa Quilt Guild  
P.O. Box 9251, Santa Rosa, CA 95405  
May 2017 • Vol. 41 • No. 05

## President's Message

Our next Quiltathon on May 4 is a great opportunity for the Santa Rosa Quilt Guild community to share our skills and creativity with Sonoma County's underserved population. Not only do we make quilts for hospitalized infants, distressed children, and institutionalized seniors, but we also enjoy spending more time to get to know each other better, to learn new skills and to practice our craft ... and to eat pizza (many

thanks to Carolle LeMonnier and her hospitality staff.) Bringing your machine to the Quiltathon and working on small quilts allows you to refine your sewing expertise without having to worry about the outcome being show quality. It doesn't matter if the finished product isn't absolutely perfect; the quilt you give to one who is in need will be loved and will let them feel that they are loved.



Most of the time, we never know who receives our donations. We don't meet the kids at Valley of the Moon Children's Center; we can't visit the babies in the Neonatal Intensive Care Units; we can't connect with the elderly woman who has to share a room with three others in the nursing home. They will be forever faceless for us, but we freely give of our talent and treasure without any expectation of ever being acknowledged.

You may not be aware that there is also a "mini-group" of SRQG members who gather outside of our regular meetings to create items specifically for veterans. The group was started by Lavella Cassinelli and Mirna Estes, and includes Karen Boscolo, Leslie Ary, Joyce Wood, Rose Marie Lara and new members, Leora Bennallack and Peggy Sue Buckelew. Last year they made 288 quilts and countless hats and scarves for clients of the Veterans Clinic.



Lavella recently gave me some photos to share with you of the veterans who are so grateful for our small tokens of appreciation for their service.

I gratefully relinquish the space that I usually take up in this message to share with you some of the faces of those we serve.

Wishing you all a Happy Mother's Day!

Wishing you all a Happy Mother's Day!



Jim Jensen

# 2017 Programs

## MARCIA HARMENING May 18 & 19, 2017

### May 18 Program

#### “A Quilter’s Journey”

May’s program will feature Marcia Harmening, the owner and designer for Happy Stash Quilts. Marcia is a quilt designer, author, and a contributor to *McCall’s Quilting*. Marcia’s lap quilt, “Blown Away,” is featured in *the* September/October 2016 issue of *McCall’s Quilting* magazine.

Marcia fell in love with quilting 15 years ago as a means of staving off insanity during the long, dark Alaska winters. She found that colorful fabric combined with colorful friendships is, indeed, the perfect solution for surviving the snowy, monochromatic season. Marcia enjoys teaching on a regular basis and editing quilt books for Brenda Henning of Bear Paw Productions. She began publishing her own patterns in 2008. In 2010, after 23 years in Alaska, she and her husband and their three children relocated to Reno, Nevada, where they are soaking in an unbelievable abundance of sunshine.



### May 19 Workshop

#### “Spring Into Christmas” or “Happy Flowers”

Participants will now have the choice of one of two projects! There is very little prep workshop, too! So sign up now for either Spring into Christmas or Happy Flowers! Supply lists for participants will be emailed or snail mailed. This workshop should prove to be a fun and exciting day! The cost of the workshop is \$40 which includes the pattern. Remember a check or cash guarantees a spot in the workshop!



Janice Rodgers

## LAURA FOGG June 15 & 16, 2017

### June 15 Program

#### “Landscapes”

Laura has been a mural painter and seamstress for many years, and has recently begun to combine the two media and go in a whole new direction — art quilting. She uses a “painterly” collage style in her art, with landscapes as her primary focus. Much of her inspiration comes from the beauty she enjoys on a daily basis in Mendocino County.



Laura’s work has been shown both locally and nationally. Many pieces have been juried into major shows, and a number have been prizewinners. Her work has been published in calendars, magazines, and books. She lectures and teaches art quilting classes throughout Northern California. For the last 30 years, Laura has been teaching blind people how to get around with a white cane. Maybe it is this all-day focus on lack of sight that makes the world such a visual treat for her. Everything in her landscapes is cut freehand and allowed to move around as she machine appliques pieces onto the layers below. She works fast as a means of achieving a more dynamic outcome.

### June 16 Workshop

#### “Quilted Landscape Collage”

Laura Fogg’s workshop on Friday, June 16, 2017 will help you discover the “artist within” as you play with the fabrics of your choice to create a small (2’ by 3’) landscape collage wall quilt. Expect this to be a fun, creative, interactive and successful experience. Each student will start with a photo of a place that inspires them (possibly a scene from Emandal) and create a freehand collage quilt which can be sewn together in or out of class by hand or with a sewing machine. There are no patterns or rules in this class...it’s a chance to play and explore your unique artistic eye with the support of both the instructor and your classmates. Her workshop is designed for all levels of quilters!



Janice Rodgers

# Library News

The following is a list of the books that came into our possession since our last newsletter. For images of the covers and more detailed descriptions of the items, just click on LIBRARY on our website [www.santarosaquiltguild.org](http://www.santarosaquiltguild.org) Linda Hooper has written easy-to-understand directions about how to utilize the library site. To locate her instructions, click on the underlined "here" in the second paragraph at the top of the library page. Let me know if you would like guidance with the site and we'll sit down at the Library's laptop computer after a meeting. *A hint: if you are looking for an author, remember to type in the last name first, and if you are searching for a book title, type in the first "important" word leaving the a, an, and the's 'til the end.*

Want to know what our Go! Baby Accuquilt cutting system is all about? Type in Go! Baby in the Search box at the top of our website's Library page and learn not only what it is, what it does, but also find a list of our dies. Our thanks to guild member Mary Reder for sharing her cutting machine with us. Reserve the machine and dies just like a library book. Yes – we give lessons!

HAND STITCHED CRAZY PATCHWORK by Hazel Blomkamp – Recommended by Rhonda Denny – many techniques and tips that I had not encountered in our MANY Embellishing books

JUDITH BAKER MONTANO'S ESSENTIAL STITCH GUIDE by Judith Baker Montano – Requested by Phyllis Gallaway

IMPROV PAPER PIECING – A Modern Approach to Quilt Design by Amy Friend – Requested by Pam Brown – Traditional blocks given a modern look

KRAFT-TEX STYLE by Roxane Cerda – a paper that looks and feels like leather and fabric – requested by Mary Ann Hayre

GO! BABY Dancing Umbrella die designed by Edyta Sitar – suggested by Carrolle LeMonnier

GO! 2-1/4" unfinished strips – cannot be used with our Go! Baby, but see our website's Library page to see who to ask to borrow a larger cutter during a meeting – requested by Pat Kearns

CABIN FEVER – by Natalia Bonner and Kathleen Whiting – Log Cabins looking very modern – each pattern has three sizes – also pillow ideas - Donated by Barbara Cortelyou

**Library News continued →**

## Library News continued

SECONDARY DESIGNS with Judi Madsen – Modern style – Donated by Jana Ulmer

DRAWN TO STITCH by Gwen Hedley – line, drawing, and mark-making in textile art – Donation

Be sure to let me know if you find an item that our library "needs" (books, DVDs, and Go! Baby dies – you can research dies at Accuquilt's website).

*Have you pawed through the ever-growing box of rulers, templates, and stencils that have been donated to our library for members to check out? Many thanks to Carole Behlke for organizing these for us (see the list of items on our blog).*

And don't forget that we have magazine subscriptions to:

FONS AND PORTER'S LOVE OF QUILTING, MACHINE QUILTING UNLIMITED, AMERICAN QUILTER, QUILTMAKER, MODERN QUILTS UNLIMITED, QUILTING ARTS MAGAZINE, and MODERNE (from Quiltmania).


We also have many past issues of:

QUILT LIFE (Alex Anderson and Ricky Tims), MINIA-TURE QUILTS, Japanese magazines, QUILTMANIA (European), AND QUILTERS NEWSLETTER (all of the issues since the very beginning until October 2016 when, sadly, they quit publishing).

Wearing your nametag is a huge help to everyone. This is an excellent way for us to get to put names and faces together.

Check out as many of our more than 3,299 books, DVDs, and CDs, plus magazines, (and Go! Baby equipment as you wish) ~~ just remember to return them to the very next meeting, pretty please, as there are so many members in the guild who also wish to use the items.

Our library needs many, many volunteers. You do not need to formally sign-up to help – we'll take whatever time you can spare before or after any meeting. If you do not like the job you are given, don't be shy – let us know what you would rather do. I can never thank everyone enough for their assistance and support with making our library the best in the entire world!



# Community Quilts


## Quiltathon

Thursday May 4th from 9:00 to 2:30 at our usual meeting place. At 10:00 we will break for a short business meeting. The rest of the day will be spent sewing and visiting. The dedicated kitchen crew will provide PIZZA. If your birthday is in May or November please bring some salad or dessert to share.

If you can, bring your sewing machine to do quilting. Don't forget to bring your walking foot or free motion foot. We will have tables set up for pinning and turning the quilts. If you want to sew on labels be sure to bring your needle, scissors and thimble. Remember a pillow to sit on!

Thank you to all who came to the 5th Thursday meeting in March. I took home about 90 quilts that are ready for donation. In April 100 quilts went to the Valley of the Moon home. So far this year 91 quilts have gone to local veterans. If you are making quilts and/or tops at home we can use more boy or gender neutral NICU quilts. For Valley of the Moon we need some that appeal to teens, especially boys. Quilts also go to adults of all ages.

Thank you to all who so generously participate in making quilts for our community!

 Pam Beebe, Laura Barrett,  
Nancy Stedman & Janet Tonkin

## COMMUNITY QUILT SIZES

If you are making donation quilts on your own, these are the approximate sizes most needed.

32" x 40" Baby Quilts	For Sutter & Memorial NICUs, Public Health nursing, & teen moms. We provide kits for making the tops, or you may use your own fabrics.
40" x 60"	For Valley of the Moon and other Organizations serving children in need. Please use bright colors for young children or fabrics that will appeal to teenagers.
50" x 65"	For 18 year olds aging out of the Foster Care system and for women residing at the YWCA Safe House.
40" x 60"	Lap quilts for adults. Given to Secret Santa, women being served by Verity, seniors in local convalescent hospitals, & others.
Doll Quilts	For little girls & boys. We collect them throughout the year and donate during the holidays.

Thank you to all who are involved with this important outreach project!



**THE ultimate**  
TRY BEFORE YOU BUY  
with *Tonja McCarthy*

Designed for Customers Who are Seriously Considering Purchasing a Long-arm Quilter!

JUNE 13-15 • 9:30AM-4PM • \$59

During this hands-on event, you will explore free-motion quilting, loading a quilt onto a frame, sewing pantographs, using rulers, computerized quilting and quilting as a business. All while using a top-quality, Gammill long-arm machine!

**All materials are included.**  
Lunch, water & snacks will be provided!

Plus, purchase a long-arm machine, and receive your registration fee back!

**Register at [MeissnerSewing.com](http://MeissnerSewing.com)!**



*Gammill*

Guild Members Save:

15% OFF\*

In store!

\*Excludes machines, parts, service, repair, classes & event registration. See store for details.



**Sacramento**  
2417 Cormorant Way  
**(916) 920-2121**

**Folsom**  
98 Clarksville Road, Ste. 130  
**(916) 984-7071**

**Roseville**  
9250 Fairway Dr., Ste. 110  
**(916) 791-2121**

**Santa Rosa**  
1250 Mendocino Avenue  
**(707) 575-5259**

## Friendship Blocks

Dear Friendship Block Quilters,

April showers (no kidding!) bring May flowers and along with that thought comes a Tomte due date. Janice has asked for your Swedish Tomte blocks to be ready in the merry month of May. Too much pressure? Take a deep breath – it is ok. Let her know if you need more time.

Judy Kubilus is hoping for Halloween House blocks in sizes 10", 8", or 6". Check the Friendship Block page on our website for ideas. [www.SRQG.org](http://www.SRQG.org).

Janet Tonkin is open to more Christmas Jar blocks. The easy to follow pattern can be found on our FB page [www.SRQG.org](http://www.SRQG.org).

Do you have a block that has caught your attention? Consider offering it as your very own friendship block. It is easy to do – just contact Janice Juul.

Enjoy the May flowers!



Janice Juul

## Pointless Sisters Show

The Pointless Sisters Art Quilt Group of Sonoma County will exhibit at Finley Community Center in Santa Rosa. The exhibit, "Art Quilts-An Exploration in Fabric," consists of new quilts featuring our "Black and White Plus One" Color Challenge as well as other quilts.

Opening Reception is May 25th from 5-7, free of charge, no RSVP is necessary. The exhibit is on display from May 23-July 13, 2017.

Hours: Monday through Friday 8am-6pm, and Saturday 9am-11am.



### July 2017

#### April Sproule

**Program:** Transformation From Tech to Artist

**Workshop:** Fabric Painting With Stencils



## Sew A Row

The Sew A Row program is in full swing with 20 or so lovely projects in progress. Just about the time I get stumped on what the next row might look like, one has been returned with just the perfect addition, and the quilts are growing with lots of attention to detail and creativity. I want to say THANK YOU to all of those that have shown such enthusiasm for these "quilts to be."

Remember that the process has changed a little bit and that Sharon Oman and I are working hard to get the rows photographed and turned around for adoption at each meeting. Please don't pass your project on to another member until we have recorded and photographed it for the web page. AND speaking of the web page, if you haven't seen it yet, check it out. It is fun to see the progression of the rows, and maybe even inspiration for your own projects there.

Happy Sewing!  Toni Anderson & Sharon Oman



### August 2017

#### Christine Barnes

**Program:** Buying Fabric with Color in Mind

**Workshop:** Modern Color

### October 2017 ~ To Be Announced

### November 2017 ~ Karen Brow

**Program:** Feature a Creature

**Workshop:** To Be Determined—too many choices!

### Don't Forget!

Place your check in the envelope to guarantee your place in the workshop!

**Change of Information?**  
**Don't forget to notify the Membership Crew**

## Boutique and Raffle

I am sorry there have been no updates the past couple of months, as we have had computer problems. Everything has been replaced including the desk, so perhaps everything will work now, including the operator.

It has been a fabulous month for the Boutique and Raffle. April 6th winners of the raffle were: Jan Robinson, Carole Behlke, Mary Ann Hayre, Jim Jensen, and Joanne LeBaudour--congratulations to the winners. The raffle netted \$128 for the day. Thank you to Genelle Voorhees for the Sew-A-Row wall hanging, it was a big hit.

The Healdsburg Quilt Show was a fabulous success. Everyone agreed that it was the best of the six years. There were more quilts, and they were the most colorful yet. The show just gets better and better. The director is already looking forward to next year. Several employees commented that this is their favorite event of the whole year. Now for the record: the Guild received \$175.00 just for participating; \$65.00 for second place for the most colorful display, the Boutique had \$339.00 in sales, (mostly thread catchers) and the Opportunity Quilt netted \$239.00. A grand total of \$818.00 was made for our Guild treasury.

All in all it was a great weekend for all participants and the Guilds. My heartfelt thanks to all the ladies who helped out with the hanging of the quilts, working the Boutique and selling tickets for the Opportunity Quilt, and even more so for the ones who helped take the quilts down, clean up, and load my car. They were a Godsend as I was too sore to move much for the next two days. On Friday before the show and again on Saturday there were a couple of medical emergencies causing changes in some of the plans. It worked to the advantage of the Guilds participating as not as many individual prizes were given out. But, all the money collected for the day was distributed to the guilds displaying their quilts. Everyone went home with some money.

The April 20, 2017 raffle netted \$142.00, and Chris Nolen is doing a fantastic job of getting everyone to purchase raffle tickets. (Remember, if everyone attending purchases just one dollar in tickets we would net over \$100 per meeting to help pay the rent for our meetings.) The winners were: Metha Schuler, Debbie Cole, Toni Andersen, Blanche Mansoor and Judy Dieter. It was a great day for everyone as we had a very entertaining and enlightening speaker for our program.

🌸 Betty Upchurch


May 2017

## Technique Sharing Workshops

These workshops are offered free each month to our members. We all have skills and tricks to share and sometimes new ideas we bring from workshops or quilt shows. Here are some details from the next couple of TSWs.

### PHYLLIS GALLAWAY - "STUDIO 180® RULERS" May 18, 2017

Phyllis will demonstrate how to use several of these rulers which she discovered at the Houston Quilt Show. If you have ever wanted to make flying geese, square in a square, any of three types of triangles in a square, quarter square triangles, hour-glass units, or split rectangles, these rulers make it so easy to be accurate. They have markings showing you what to cut, where to sew, and how to trim for the perfect units. Each ruler accommodates multiple sizes of units.



### TONI ANDERSON, CATHY RAPP, VICKI DAVID AND JANICE RODGERS - "QUILT LABELS" June 15, 2017

Our talented panel will show you how to make computer printed labels, put pictures on your labels or write the story of the quilt. You can iron them on, sew them on or make embroidered labels. Lots of ways to do them, so make sure all your quilts get a name and a label. If you get stuck on how to do labels...be sure and come to this workshop.

Be sure to check the website as well for sample pictures of some labels and handouts.

Please check the calendar for other upcoming TSWs and more details will follow in the upcoming newsletters.

🌸 Jan Nilsen

## Makes SCENTS to me!

Many of our members suffer from allergies or sensitivities to perfumes and scented lotions, etc. We respectfully ask that you leave the scents at home on Guild meeting days.




Thank you!

[www.srqg.org](http://www.srqg.org)

## Ride Sharing

Dear SRQG Membership, as time passes we sometimes realize that it is probably not a good idea to drive any more. For me, it happened almost ten years ago. I realized that I had not driven in some time - years actually - because I could no longer depress the brake pedal to stop the car. I traded my driver's license for a California Identification Card, which looks exactly like my Drivers License - up to and including the individual identifying numbers. At first, I worried. It felt weird. But over time, it became a relief. It was dangerous for me to drive. Santa Rosa is much safer with me out from behind the wheel.

I have asked the board if we could test the waters to see if anyone would like to volunteer transportation for those who no longer drive. I want the initial contacts to go through me, hopefully pairing people in nearby neighborhoods, once connected I leave you to yourselves to make arrangements. If you can provide a ride, call or write me with your specifics and I will set up a ride share. Likewise, let me know if you would benefit from a ride. No one should ever miss a meeting because of transportation.

 Rhonda Denny  
Welcome Wheels



More happy recipients of the hats made by Guild members!

## Board Meeting

Thursday, May 25, 2017  
10:00 a.m.

Scottish Rite Family Room  
All Members Are Welcome

## Long Arm For Sale

TinLizzie18 DLS Sewing Machine.

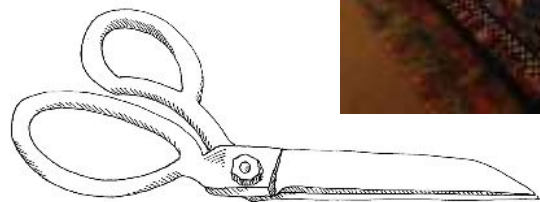
Extras include micro handles, ruler table and Shirley Stitche 2 computer. Shirley Stitche was factory updated 2/11/2016. Runs Excellent. Frame is the Falcon. Goes to 10 Feet or adjusts to 5 feet. Cost new was \$10,000.00 asking \$3000.00 or best offer.




Reason for the sale is I bought another one, and I will have two in my living room.

This is a good way to buy if you are looking for a longarm, as it saves lots of money, so make

an offer. The machine can be seen and test driven at my house, just give me a call. Taking Bids. Leora Wood Bennalack in Petaluma. I did the quilt in the picture with this machine.



## Sunshine



Knowing that someone cares can really make a person's day brighter. Please contact me by phone or email if you know someone who could use a card from the SRQG.

Happy Sewing,  
Jan Westerman  
(Ms. Sunshine)

## Diane Steele Workshop

Diane Steele is a lovely woman, a fabulous speaker, and a wonderful teacher. Her lecture, 'Group Quilts', was entertaining and inspiring. Her trunk show of group quilts was chock-full. The ideas for these projects were whimsical and fun and the finished quilts, amazing. If you missed the Program, get thee to the SRQG.org website and see her wonderful quilts... and be inspired. She describes herself as a rabid quilter. Being one myself, I agree.

The workshop 'Charming Silhouettes' held at Village Sewing Center was a treat. She brought many silhouettes we could trace using light boxes onto Heat and Bond, a rubbery fusible that keeps raw edges of appliques from fraying, which makes for cleaner silhouettes. For those of us who love to fuse, I find Heat and Bond the best fusible. However, it's rather stiff so it is not for a quilt to be wrapped in.

The first part of the workshop was about making the scrappy body of the quilt from a 5" square charm pack. She had us cut some of the 5" squares ever so slightly off center to create checkerboards and otherwise add interest to the background, upon which a silhouette would sit. I am in a phase of neutral so I made my own charms in golds, silvers (using ironing board covering as a fabric), beiges, browns and blacks. Love it! (Word to the wise, black is not a good choice as it could interfere with the placement of the black silhouette...) Many of us completed the charming scrappy portion of the quilt. Many of us were so inspired that the quilts grew in size well into the afternoon. You must know that I love, love, LOVE my quilt and can't wait to bring it in for show and tell.

Diane is an excellent instructor. She was completely devoted to each and every one of us. She even cut some fabric strips for me (I have leverage issues). She is kind and gracious, informative and helpful. She started a challenge with a group of five or six of the students that will culminate with a party in December! (If I didn't have one hundred thousand things on my "to do" list, I would have knocked someone over to play with the girls.)

I want to say something about the Village Sewing Center. I love workshops that are held at fabric stores. If you need something - fabric, thread, needles, fusibles - it's probably in the room. The teaching space is already set up; irons, ironing boards, extension cords, and chairs, cutting mats, and tables - everything is there and ready to be used. The only thing you need to schlep is your own sewing accoutrements. If needed, there is a technician, in this

Diane Steele continued →

## Plentitude of Poppies

What else is there to get excited about...there is a "new to us" opportunity to have a booth at the Sonoma County Fairgrounds, a **Rusty Barn Production**. This is a crafting exposition where we can set up our gorgeous new Opportunity Quilt, **Plentitude of Poppies**, to sell raffle tickets. Admission is free. The event is Thursday May 18th, Friday the 19th and Saturday the 20th.

Also, the Wine Country Quilt Show, hosted by **Moonlight Quilters of Sonoma County** is fast approaching, Saturday June 3rd and Sunday the 4th. In addition to amazing shopping possibilities, there is delicious food for volunteers and free admission for those who assist the Moonlighters with two shifts of service. And, as a bonus, since you'll be there anyway, you could also man (or woman) the Opportunity Quilt raffle ticket sales table!

I introduced a *challenge* for the Opportunity Quilt, and half a dozen people are already on board. The last Opportunity Quilt, **Make Mine Plaid**, I challenged myself to purchase \$5.00 in raffle tickets (10 tickets) at each meeting. Five dollars times 22 meetings equals \$110.00. If only 30 of us were to buy \$5.00 in tickets at each meeting, the total income would be \$3,300.00 **smackaroos!** Wouldn't that be wonderful?



Rhonda Denny

### Diane Steele continued

case owner-operator John, who can help with machinery that is misbehaving. Jacki (at the front desk) opened the doors of the shop early and set up "tabs" for us so we could shop and get back to sewing. She also cut materials and then hand delivered them to us. At the end, there's no vacuuming and nothing to put away!

My fellow students are some of the best people on the planet. Ruth, on one side of me, and Cheryl D on the other made for excellent conversation. Mary Ann H, Carol B, and Heidi, also tablemates, are all skilled and enthusiastic. Lady Mary cut strips for me, Jan W shared a Potion of Well-Being, Phyllis brought me lunch. The entire day was divine. Thanks go out to Programs and Workshops Chair Janice Rodgers and her team of helpful enthusiasts that make SRQG one of the best guilds ever.



Rollin' Rho

Rhonda Denny Reporting



# 2017 Executive Board & Committees

## 2017 ELECTED BOARD

President  
Vice President  
Treasurer  
Secretary  
Program Chair  
Program Chair Elect  
Parliamentarian  
Members-at-Large

Jim Jensen  
Linda Hooper  
Phyllis Gallaway  
Carol Behlke  
Janice Rodgers  
Rhonda Denny  
Dianne Cheli  
Sharon Fry  
Joy McGoran  
Pam McVey  
Jan Andrews

## 2017 COMMITTEES

Block of the Month \*  
Boutique \*  
Bus Trip  
Challenge Quilt  
Community Quilts \*  
Email Coordinator \*  
Fair Liaison  
Finance  
Friendship Blocks \*

Cathy Conover  
Betty Upchurch  
Wendy Mouille  
Carole Behlke  
Pam Beebe and Laura Barrett  
Sharon Fry  
Pam McVey  
Phyllis Gallaway  
Janice Juul

Historian \*  
Hospitality \*  
  
Library \*  
Membership \*  
Newsletter Editor & Circulation \*  
Newsletter Proofreading  
Nominating  
Opportunity Quilt Ticket Sales \*  
Sew-A-Row \*  
Sunshine \*  
TSW (Tech. Sharing) \*  
UFO Challenge  
Videographer \*  
Website \*  
Welcoming Committee  
Past President

Sharon Fry  
Carolle LeMonnier, Judy Lindberg  
Georgiann Morrissey  
Sharon Fry  
Jan Andrews, Sue Gragg  
Jan Andrews  
Diana Roberts  
Dianne Cheli  
Pam McVey  
Toni Anderson  
Jan Westerman  
Jan Nilsen  
Ellindale Wells  
Linda Hooper  
Linda Hooper  
Rhonda Denny  
Vicki David

\* Standing Committee

# Remember!

- NAME TAG • SHOW AND TELL • COFFEE MUG •
- LIBRARY BOOKS • LUNCH • NO PETS • NO FRAGRANCES •
- REUSABLE PLATE & FORK • CELL PHONE ON SILENT •

## SRQG 2017 Calendar

### MAY

#### 4 QUILTATHON!!!!

Bring your sewing machine or hand sewing tools and scissors for a fun day of working on Community Quilts.

#### 18 Program Meeting

**Marcia Harmening** ~ "A Quilter's Journey"  
TSW: Phyllis Gallaway ~ "Studio 180 Rulers"

#### 19 Workshop

**Marcia Harmening** ~ "Fallen Leaf Table Runner and Placemats"

Luther Burbank Art & Garden Center  
9:00 a.m. to 3:30 p.m.  
8:30 a.m. for set-up

#### 25 Board Meeting

### JUNE

#### 1 Business Meeting

Sew-A-Row: Row 3 due  
Award Nominations Due  
TSW: Pam Beebe ~ Mystery Quilt

#### 3-4 MQSC Wine Country Quilts Show

#### 15 Program Meeting

**Laura Fogg** ~ "Landscapes"

#### 16 Workshop

**Laura Fogg** ~ "Quilted Landscape Collage"

Luther Burbank Art & Garden Center  
9:00 a.m. to 3:30 p.m.  
8:30 a.m. for set-up

#### 22 Board Meeting

#### 29 FIFTH THURSDAY RETREAT!

Luther Burbank Art & Garden Center  
Sewing begins at 9:00 - 3:00  
Bring your own project or work on a community project! **All are welcome!**

# Santa Rosa Quilt Guild Affiliates

## BAY QUILTS

Sally Davey  
5327 Jacuzzi St. #3-C ☞ Richmond, CA 94804  
(510) 558-0218  
<http://bay-quilts.shoplightspeed.com/>  
[daveysally49@gmail.com](mailto:daveysally49@gmail.com)  
Monday - Friday 10:00 - 6:00  
Saturday - Sunday 12:00 - 5:00

## BIRD BRAIN DESIGNS

Robin Kingsley  
3925 Main St. ☞ Kelseyville, CA 95451  
279-8787  
[info@birdbraindesigns.com](mailto:info@birdbraindesigns.com)  
[www.birdbraindesigns.com](http://www.birdbraindesigns.com)  
Hours:  
Mon.-Sat. 9:00 - 4:30

## BOLT FABRIC AND HOME

Kate Barrett  
219 N. Cloverdale Blvd. ☞ Cloverdale  
894-2658  
Tues. - Sat. 10:00 - 6:00  
<http://www.boltcloverdale.com/>  
[info@boltcloverdale.com](mailto:info@boltcloverdale.com)  
10% discount for SRQG members

## BROADWAY QUILTS

Gery Rosemurgy, Owner  
20525 Broadway ☞ Sonoma, CA 95476  
707-938-7312  
[www.broadwayquilts.com](http://www.broadwayquilts.com)  
Mon-Sat 9:30-5:30, 11-3 Sunday

## THE LONGARM LADY AT QUILTY PLEASURES STUDIO

Custom Machine Quilting by Gari Jones  
112 Schoolhouse Lane ☞ Geyserville, CA 95441  
217-0087  
[thelongarmlady.com](http://thelongarmlady.com)  
[thelongarmlady@gmail.com](mailto:thelongarmlady@gmail.com)  
Hours by Appointment

## MARIAN'S MAGIC NEEDLE QUILTING

Custom Machine Quilting  
Marian Drain  
1140 Sanford Ranch Rd. ☞ Ukiah, CA 95482  
472-0195  
Hours by Appointment  
<http://cuddletimequilts.wordpress.com/>  
[cuddletimequilts@me.com](mailto:cuddletimequilts@me.com)

## MEISSNER SEWING & VACUUM CENTER

James Meissner  
Authorized Baby Lock, Brother, Bernina,  
Janome and Gammill Dealer  
1250 Mendocino Ave. ☞ Santa Rosa, CA 95401  
707-575-5259  
<http://www.meissnersewing.com/>  
Mon - Sat: 10:00 to 6:00

## QUILTED ANGEL

Barbara Meikle  
200 G Street ☞ Petaluma, CA  
707-763-0945  
Mon - Fri 10:00 - 4:00  
Saturday 10:00 - 5:30  
Sunday 11:00 - 4:00  
<http://quiltedangel.com/>

## QUILTED VINE

Machine Quilting  
Lynda McLean  
2080 Mt. Olive Way ☞ Santa Rosa, CA  
707-528-4256  
Hours by Appointment  
[quiltedvine@sbcglobal.net](mailto:quiltedvine@sbcglobal.net)

# SANTA ROSA QUILT GUILD



## CONTACT INFORMATION

### PRESIDENT

Jim Jensen

[president@santarosaquiltguild.org](mailto:president@santarosaquiltguild.org)

### VICE PRESIDENT

Linda Hooper

### NEWSLETTER EDITOR

Jan Andrews

[editor@santarosaquiltguild.org](mailto:editor@santarosaquiltguild.org)

### MEMBERSHIP

Jan Andrews and Sue Gragg

[membership@santarosaquiltguild.org](mailto:membership@santarosaquiltguild.org)

### PROGRAMS

Janice Rodgers

[programs@santarosaquiltguild.org](mailto:programs@santarosaquiltguild.org)

## MEETINGS AND MEMBERSHIP

The Santa Rosa Quilt Guild meets the first and third Thursdays of each month (in December only one meeting is held on the first Thursday) at 10:00 a.m. at the Scottish Rite / Masonic Lodge in Santa Rosa, 600 Acacia Lane, between Mission Boulevard and Middle Rincon Road on Highway 12 east of Santa Rosa.

Membership dues are \$35 per year. The calendar year is January to December; new member's dues are prorated. Regular meetings, special programs, use of the extensive library and special discounts from some affiliates are benefits of membership. For More information or to send a check for dues email:

[membership@santarosaquiltguild.org](mailto:membership@santarosaquiltguild.org)

## Meeting Etiquette

- ◆ Please avoid chit-chat while someone is speaking to the group.
- ◆ Please peruse the Silent Auction & Boutique before or after the meeting -not during the meeting.
- ◆ Please, do not browse the speaker's sales table during the meeting.
- ◆ Please set your cell phone to silent mode or turn it off.
- ◆ At Speaker Meetings, please move to the center of the rows and eliminate empty seats, so late-comers will be able to find a seat and not disturb the group.

*Thank You Sew Much!*

