



## President's Message

The internet is an amazing resource for quilting information, instruction, and the ever-present general silliness.

I recently joined two Facebook groups: "Men Who Quilt" really inspires me. With over 900 members, "MWQ" provides unlimited encouragement, insightful feedback, and camaraderie with male quilters from all over the world. For example, Jack Edson of Hamburg, New York, is a fiber artist who possesses amazing vision and talent. Jack's pieced portraits don't simply create an image, but reflect the very soul of his subject. He also teaches back east (we Californians can say "back east") and participates in the QuiltGuy Retreats, a male only event, that take place in Vermont. (Putting that on my "bucket list.") I am in awe that Jack is able to create almost photographic portraits from pieced blocks and a minimum of reverse applique. This is a self-portrait of the artist as a younger man.



The other group I joined is "Vintage Sewing Machines." As the "new" owner of a Singer Featherweight, I really have no knowledge of vintage machines other than fulfilling my desire to own one. Who knew there are so many folks out there that "collect" vintage sewing machines? Some collectors own hundreds of machines and display them everywhere in their houses, including many with sewing tables. Treadle and hand crank machines are very popular. They gleefully share their discoveries with the group, many of which are barn finds that have been abandoned for decades, even buried in the trash heap. Most owners have the intention of refurbishing the machines to get them back into working order. Again, I am grateful for this group that offers hard to come by information and support. I'm looking forward to getting some practice with my "new" machine during the Quiltathon in May. If your family has any issues with your fabric stash, just tell them to back off because you *could* be addicted to collecting sewing machines!

Sew here is some silliness:

First, fair warning – this was not found in the Press Democrat, so it's not about anyone you know; just don't let it be written about you. (You may have seen this before, but I like it.)

**LOCAL QUILTER BURIED UNDER FABRIC** *Incredible as it may seem, a local quilter was discovered by her husband late this afternoon when his stomach began to rumble due to missing both breakfast and lunch. At first he thought she must have simply forgotten to cook but after he walked into her sewing room and saw only her tiny feet sticking out from a huge mountain of fallen fabric, he realized she had been immobilized and knocked out by the huge quilt stash stored in her closet. It is not clear to this reporter if the local quilter is out of intensive care but all visitors are asked to stop by the home and take a few yards of fabric so that her husband can at least have room to walk. He said in an interview earlier that she would want her friends to enjoy her fabric and put it to good use. He cautioned other husbands to check in on their wives if any mealtimes are missed or the same tragic event could happen to them! Visitors are encouraged to bring a covered dish.*

And a few more "words of wisdom" for you ...

1. "A quilter's sum of creativity is equal to or greater than the mess left behind in their sewing room."
2. "People who start projects and never finish them are cooler than people who never start projects." (Yes, I'm one of the coolest guys you'll ever meet!)

Jim Jensen

# 2017 Programs

DIANE STEELE

April 20 & 21, 2017

## April 20 Program

### “Group Quilts”

From Diane’s blog:

“I’m a passionate quilter born and raised in Northern California. I’m active in 2 quilt guilds, the president of one! I’ve worked in a quilt shop, collect antique quilts, lecture and teach quilting and am a member of the Calendar Girls, a block exchanging and very fun group! I’m inspired by my fellow quilters, quilt shows and quilting magazines so I always have several quilt projects going at a time. Yes, I’m a Rabid Quilter!”



## April 21 Workshop

### “Woven Silhouettes”

“It isn’t often I finish something. I START new projects all the time but finish? Quilted, bound and with a label? Oh boy--that doesn’t happen often. I blame my penchant for going to quilt shows and subscribing to a myriad of quilting magazines. They inspire me and make me go “SQUIRREL” all the time!



So, I decided I needed to finish these 2 small projects which will be a new class for me to teach. On the left is, “Who’s Your Honey” and above is, “I’m Your Kitty.” The title of the class will be “Charming Silhouette” because they use one Charm Pack, less than a yard of border fabric plus a silhouette I provide. These wall-hangings

measure about 35" x 40", a nice size to finish and hang for all to enjoy!”

Other silhouettes are available-- a husky style dog, a bear and two trees (mountain theme), a sun, and Kokopelli.

Sign up at the next guild meeting! Workshop fee: \$40. Remember to include your payment when registering to guarantee your spot!



Janice Rodgers

MARCIA HARMENING

May 18 & 19, 2017

## May 18 Program

### “A Quilter’s Journey”

May’s program will feature Marcia Harmening, the owner and designer for Happy Stash Quilts. Marcia is a quilt designer, author, and a contributor to *McCall’s Quilting*. Marcia’s lap quilt, “Blown Away,” is featured in *the September/October 2016 issue of McCall’s Quilting magazine*.



Marcia fell in love with quilting 15 years ago as a means of staving off insanity during the long, dark Alaska winters. She found that colorful fabric combined with colorful friendships is, indeed, the perfect solution for surviving the snowy, monochromatic season.

Marcia enjoys teaching on a regular basis and editing quilt books for Brenda Henning of Bear Paw Productions. She began publishing her own patterns in 2008. In 2010, after 23 years in Alaska, she and her husband and their three children relocated to Reno, Nevada, where they are soaking in an unbelievable abundance of sunshine.

## May 19 Workshop

### “Fallen Leaf Table Runner & Placemats”

Grab your favorite Bali Pop® or Jelly Roll® and whip up this 54" x 18" Table Runner with 6 Place Mats. All of the leaves are made with the “Flip & Fuse” method of applique. All raw edges are turned under yet there is no needle turn by hand. Use fusible interfacing with fabric to sew the leaves. Then flip the pieces right side out and fuse in place. Easy “Flip & Fuse” fun!




Janice Rodgers

**IMPORTANT !**

**THE APRIL WORKSHOP HAS AN ALTERNATE LOCATION**

**VILLAGE SEWING CENTER  
1455 SANTA ROSA AVE.**



## Library News

The following is a list of the books that came into our possession since our last newsletter. For images of the covers and more detailed descriptions of the items, just click on LIBRARY on our website [www.santarosaquiltguild.org](http://www.santarosaquiltguild.org). Linda Hooper has written easy-to-understand directions about how to utilize the library site. To locate her instructions, click on the underlined "here" in the second paragraph at the top of the library page. Let me know if you would like guidance with the site and we'll sit down at the Library's laptop computer after a meeting. *A hint: if you are looking for an author, remember to type in the last name first, and if you are searching for a book title, type in the first "important" word leaving the a, an, and the's 'til the end.*

Don't know what our Go! Baby Accuquilt cutting system is all about? Type in Go! Baby in the Search box at the top of our website's Library page and learn not only what it is, what it does, but also find a list of our dies. Our thanks to guild member Mary Reder for sharing her cutting machine with us. Reserve the machine and dies just like a library book. Yes – we give lessons!

STITCHED TEXTILES: BIRDS by Rachel Sumner – even if you are not into chickens, seagulls, puffins, or backyard birds, this book offers great techniques for building backgrounds

ABSTRACT & GEOMETRIC by Martha Sielman

FABRICADABRA by Paula Nadelstern

CREATIVE IDEAS TO ORGANIZE YOUR HOME by Linda Peterson

BLOCK –Winter, Volume 4, Issue 1 – Missouri Quilt Company – Jenny (check out the fun technique on page 85 for creating super easy hourglass triangles from squares!)

ART & INSPIRATIONS JUDITH BAKER MONTANO (An oldie but goodie donated by former member Polly Breckinridge)

POLYGON AFFAIR by Gyleen X. Fitzgerald (autographed) (a donation)

Be sure to let me know if you find an item that our library "needs" (books, DVDs, and Go! Baby dies – you can research dies at Accuquilt's website).

Library News continued →

## Library News continued

*Have you pawed through the ever-growing box of rulers, templates, and stencils that have been donated to our library for members to check out? Many thanks to Carole Behlke for organizing these for us (see the list of items on our blog).*

And don't forget that we have magazine subscriptions to:

FONS AND PORTER'S LOVE OF QUILTING, MACHINE QUILTING UNLIMITED, AMERICAN QUILTER, QUILTMAKER, MODERN QUILTS UNLIMITED, QUILTING ARTS MAGAZINE, and MODERNE (from Quiltmania).


We also have many past issues of:

QUILT LIFE (Alex Anderson and Ricky Tims - Discontinued with the October 2014 issue -darn!), MINIATURE QUILTS, Japanese magazines, QUILT-MANIA (European), AND QUILTERS NEWSLETTER (all of the issues since the very beginning until October 2016 when, sadly, they quit publishing).

Wearing your nametag is a huge help to everyone. This is an excellent way for us to get to put names and faces together.

Check out as many of our more than 3,274 books, DVDs, and CDs, plus magazines, as you wish ~ just remember to return them to the very next meeting, pretty please, as there are so many members in the guild who also wish to use the items.

Our library needs many, many volunteers. You do not need to formally sign-up to help – we'll take whatever time you can spare before or after any meeting. If you do not like the job you are given, don't be shy – let us know what you would rather do. I can never thank everyone enough for their assistance and support with making our library the best in the entire world!



**Change of  
Information?**

**Don't forget to notify  
the Membership Crew**

## Technique Sharing Workshops

**JIM JENSEN - "FOOT PEDAL PAD"**

**April 20, 2017**

Many of us have tried everything to keep that pesky foot pedal from taking off or getting caught under the table. Come and join us as Jim shows us how he solved the problem with a foot pedal pad that is easy to make and might just help you, too. No more wandering foot pedals!



 Jan Nilsen

## Opportunity Quilt

The April 6th meeting will be the last chance you will have to buy your tickets to win this beautiful, homey and warm quilt, "Make Mine Plaid". It's been a pleasure sitting with the quilt and enjoying all the different fabrics in it. I love the upside-down cow and many angels. Good luck but you can't win if you don't buy a ticket or forty.

The next quilt will be unveiled after the winning ticket is chosen so be sure to come to the meeting to see what's next!!!



 Pam McVey



BE INSPIRED

# Quilter's Retreat

WITH ALEX ANDERSON

**June 9<sup>th</sup> & 10<sup>th</sup>**  
**SACRAMENTO • 9AM-4PM**

A 2-day quilting workshop, featuring a full day of hands-on stitching with Alex Anderson and mini-workshops designed to explore a variety of quilting techniques!

Register Today at  
[www.MeissnerSewing.com!](http://www.MeissnerSewing.com)



**Sacramento**  
 2417 Cormorant Way  
**(916) 920-2121**

**Folsom**  
 98 Clarksville Road, Ste. 130  
**(916) 984-7071**

**Roseville**  
 9250 Fairway Dr., Ste. 110  
**(916) 791-2121**

**Santa Rosa**  
 1250 Mendocino Avenue  
**(707) 575-5259**

## Community Quilts

**Thursday April 6** will be the parade of 100 quilts to be donated to the Valley of the Moon Children's Home. This is always a favorite meeting of the guild, so have a camera ready to capture all the lovely quilts.

**Thursday May 4** will be a Quilt-a-thon for the whole guild. It is a fun day of quilting, bring your machine. As always there will be quilts in all stages to work on. It is a fun day to visit with friends and make great progress on all the quilts we need for donations.

### **For those who like to make quilts at home:**

After this year's donation of the 100 quilts to the Valley of the Moon Children's Home we will need to start accumulating quilts for our 2018 donation. The quilts should measure approximately 40 x 60.

Each December we donate toddler quilts to Alternative Family Services, a non-profit that supports foster care families in the county. These quilts should be larger than baby quilts. We also donate lap quilts to deserving seniors in skilled nursing facilities and to Secret Santa. Some go to Verity, a non-profit in Santa Rosa that provides services for rape victims. These should be approximately 40 x 60.

We are always in need of baby quilts that measure 32 x 40. These are donated to the Sutter and Memorial neonatal intensive care units and to the county Public Health Nursing program.

Thank you to all who so generously participate in making quilts for our community!



Pam Beebe, Laura Barrett,  
Nancy Stedman & Janet Tonkin

## **COMMUNITY QUILT SIZES**

If you are making donation quilts on your own, these are the approximate sizes most needed.

32" x 40" Baby Quilts	For Sutter & Memorial NICUs, Public Health nursing, & teen moms. We provide kits for making the tops, or you may use your own fabrics.
40" x 60"	For Valley of the Moon and other Organizations serving children in need. Please use bright colors for young children or fabrics that will appeal to teenagers.
50" x 65"	For 18 year olds aging out of the Foster Care system and for women residing at the YWCA Safe House.
40" x 60"	Lap quilts for adults. Given to Secret Santa, women being served by Verity, seniors in local convalescent hospitals, & others.
Doll Quilts	For little girls & boys. We collect them throughout the year and donate during the holidays.

## Sew A Row

The first meeting in April will be a big one for Sew a Row, because it is the due date for row two and I anticipate many projects being checked in. We will be busy updating our records and will try to get them turned around for your adoptions during the meeting. Also, there might be chocolate involved in thanking members who take orphans home that day. Please remember to turn the projects in to Sharon Oman or me before passing them on to another member, as they need to be recorded and photographed for the website before being put up for adoption.

Speaking of the website, Linda Hooper is doing such a great job, and she has offered to update the site after each meeting with any projects that need to be adopted, so you can take a look to see what might be a good match for your special kind of love. A big shout out to Linda for her efforts and dedication is warranted. We have so many people committed to making sure our Guild is a wonderful place to gather and be a part of, and Linda certainly stands out among them. Thank you Linda Hooper.



Toni Anderson & Sharon Oman

## Quilting in the Desert


I was zooming across the Arizona desert on an ATV, truly in the middle of nowhere, and who should I meet, but a fellow quilter!

We ended our ride and proceeded to her home to view her quilts--really beautiful work along with prize winning wall hangings.

I spied a Drunkard's Path quilt over in the corner. "Oh," she said, "this is one of my favorites." "Did you quilt this yourself?" I asked. "No, a lady in Windsor did this for me a long time ago." Turns out the lady was Betty Upchurch!

Dianne Cheli

## Sunshine



Knowing that someone cares can really make a person's day brighter. Please contact me by phone or email if you know someone who could use a card from the SRQG.

Happy Sewing,  
Jan Westerman  
(Ms. Sunshine)

## Friendship Blocks

Dear Friendship Quilters,  
April update:

- Janice Juul's Swedish Tomte kits have all been adopted. Janice is eagerly awaiting each Tomte's arrival.
- Judy Kubilus' Halloween House block is open for 10", 8", and 6" spooky blocks.
- Janet Tonkin's Christmas Jar block is open for more holiday cheer.

April would be a lovely time to offer a block suggestion of your very own. Please contact Janice with your idea.

There is a slight change in earning future FB credits. Community Quilts and Friendship Block committees are now separate. In the future making a block for CQ will earn you good will and a happy heart but not a credit toward FB. You will continue to earn FB credits by making a friendship block, working on the Opportunity Quilt or completing a President's block.

Please contact Janice Juul with any Friendship Block questions or concerns.



Janice Juul



**June 2017**

**Laura Fogg**

**Program:** Quilted Landscape Collage

**Workshop:** Quilted Landscape Collage



**July 2017**

**April Sproule**

**Program:** Transformation From Tech to Artist

**Workshop:** Fabric Painting With Stencils

## Ride Sharing

Dear SRQG Membership, as time passes we sometimes realize that it is probably not a good idea to drive any more. For me, it happened almost ten years ago. I realized that I had not driven in some time - years actually - because I could no longer depress the brake pedal to stop the car. I traded my driver's license for a California Identification Card, which looks exactly like my Drivers License - up to and including the individual identifying numbers. At first, I worried. It felt weird. But over time, it became a relief. It was dangerous for me to drive. Santa Rosa is much safer with me out from behind the wheel.

I have asked the board if we could test the waters to see if anyone would like to volunteer transportation for those who no longer drive. I want the initial contacts to go through me, hopefully pairing people in nearby neighborhoods, once connected I leave you to yourselves to make arrangements. If you can provide a ride, call or write me with your specifics and I will set up a ride share. Likewise, let me know if you would benefit from a ride. No one should ever miss a meeting because of transportation.



Rhonda Denny  
Welcome Wheels

**July 2017**

**Christine Barnes**

**Program:** Buying Fabric with Color in Mind

**Workshop:** Modern Color



**October 2017 ~ To Be Announced**

**November 2017 ~ Karen Brow**

**Program:** Feature a Creature

**Workshop:** To Be Determined—too many choices!

**Don't Forget!**

Place your check in the envelope to guarantee your place in the workshop!



Janice Rodgers

# 2017 Executive Board & Committees

## 2017 ELECTED BOARD

President  
Vice President  
Treasurer  
Secretary  
Program Chair  
Program Chair Elect  
Parliamentarian  
Members-at-Large

Jim Jensen  
Linda Hooper  
Phyllis Gallaway  
Carol Behlke  
Janice Rodgers  
Rhonda Denny  
Dianne Cheli  
Sharon Fry  
Joy McGoran  
Pam McVey  
Jan Andrews

Historian \*  
Hospitality \*  
  
Library \*  
Membership \*  
Newsletter Editor & Circulation \*  
Newsletter Proofreading  
Nominating  
Opportunity Quilt Ticket Sales \*  
Sew-A-Row \*  
Sunshine \*  
TSW (Tech. Sharing) \*  
UFO Challenge  
Videographer \*  
Website \*  
Welcoming Committee  
Past President

Sharon Fry  
Carolle LeMonnier, Judy Lindberg  
Georgiann Morrissey  
Sharon Fry  
Jan Andrews, Sue Gragg  
Jan Andrews  
Diana Roberts  
Dianne Cheli  
Pam McVey  
Toni Anderson  
Jan Westerman  
Jan Nilsen  
Ellindale Wells  
Linda Hooper  
Linda Hooper  
Rhonda Denny  
Vicki David

## 2017 COMMITTEES

Block of the Month \*  
Boutique \*  
Bus Trip  
Challenge Quilt  
Community Quilts \*  
Email Coordinator \*  
Fair Liaison  
Finance  
Friendship Blocks \*

Cathy Conover  
Betty Upchurch  
Wendy Mouille  
Carole Behlke  
Pam Beebe and Laura Barrett  
Sharon Fry  
Pam McVey  
Phyllis Gallaway  
Janice Juul

\* Standing Committee

# Remember!

- NAME TAG • SHOW AND TELL • COFFEE MUG •
- LIBRARY BOOKS • LUNCH • NO PETS • NO FRAGRANCES •
- REUSABLE PLATE & FORK • CELL PHONE ON SILENT •

## SRQG 2017 Calendar

### APRIL

#### 6 Business Meeting

Meg Easter-Dawson ~ Valley of the Moon  
Quilt Parade  
OPPORTUNITY QUILT RAFFLE!!  
Sew-A-Row: Row 2 due

#### 20 Program Meeting

Diane Steele ~ "Group Quilts"  
TSW: Jim Jensen ~ "Foot Pedal Pad"

#### 21 Workshop

Diane Steele ~ "Woven Silhouettes"  
Location Change for This Workshop Only  
Village Sewing Center  
1455 Santa Rosa Ave., Suite B-1  
9:00 a.m. to 3:30 p.m.  
8:30 a.m. for set-up

#### 28 Board Meeting

### MAY

#### 4 QUILTATHON!!!!

Bring your sewing machine or hand sewing tools and scissors for a fun day of working on Community Quilts.

#### 18 Program Meeting

Marcia Harmening ~ "A Quilter's Journey"  
TSW: Phyllis Gallaway ~ "Studio 180 Rulers"

#### 19 Workshop

Marcia Harmening ~ "Fallen Leaf Table Runner and Placemats"  
Luther Burbank Art & Garden Center  
9:00 a.m. to 3:30 p.m.  
8:30 a.m. for set-up

#### 25 Board Meeting

# Santa Rosa Quilt Guild Affiliates

## BAY QUILTS

Sally Davey  
5327 Jacuzzi St. #3-C ☞ Richmond, CA 94804  
(510) 558-0218  
<http://bay-quilts.shoplightspeed.com/>  
[daveysally49@gmail.com](mailto:daveysally49@gmail.com)  
Monday - Friday 10:00 - 6:00  
Saturday - Sunday 12:00 - 5:00

## BIRD BRAIN DESIGNS

Robin Kingsley  
3925 Main St. ☞ Kelseyville, CA 95451  
279-8787  
[info@birdbraindesigns.com](mailto:info@birdbraindesigns.com)  
[www.birdbraindesigns.com](http://www.birdbraindesigns.com)  
Hours:  
Mon.-Sat. 9:00 - 4:30

## BOLT FABRIC AND HOME

Kate Barrett  
219 N. Cloverdale Blvd. ☞ Cloverdale  
894-2658  
Tues. - Sat. 10:00 - 6:00  
<http://www.boltcloverdale.com/>  
[info@boltcloverdale.com](mailto:info@boltcloverdale.com)  
10% discount for SRQG members

## BROADWAY QUILTS

Gery Rosemurgy, Owner  
20525 Broadway ☞ Sonoma, CA 95476  
707-938-7312  
[www.broadwayquilts.com](http://www.broadwayquilts.com)  
Mon-Sat 9:30-5:30, 11-3 Sunday

## THE LONGARM LADY AT QUILTY PLEASURES STUDIO

Custom Machine Quilting by Gari Jones  
112 Schoolhouse Lane ☞ Geyserville, CA 95441  
217-0087  
[thelongarmlady.com](http://thelongarmlady.com)  
[thelongarmlady@gmail.com](mailto:thelongarmlady@gmail.com)  
Hours by Appointment

## MARIAN'S MAGIC NEEDLE QUILTING

Custom Machine Quilting  
Marian Drain  
1140 Sanford Ranch Rd. ☞ Ukiah, CA 95482  
472-0195  
Hours by Appointment  
<http://cuddletimequilts.wordpress.com/>  
[cuddletimequilts@me.com](mailto:cuddletimequilts@me.com)

## MEISSNER SEWING & VACUUM CENTER

James Meissner  
Authorized Baby Lock, Brother, Bernina,  
Janome and Gammill Dealer  
1250 Mendocino Ave. ☞ Santa Rosa, CA 95401  
707-575-5259  
<http://www.meissnersewing.com/>  
Mon - Sat: 10:00 to 6:00

## QUILTED ANGEL

Barbara Meikle  
200 G Street ☞ Petaluma, CA  
707-763-0945  
Mon - Fri 10:00 - 4:00  
Saturday 10:00 - 5:30  
Sunday 11:00 - 4:00  
<http://quiltedangel.com/>

## QUILTED VINE

Machine Quilting  
Lynda McLean  
2080 Mt. Olive Way ☞ Santa Rosa, CA  
707-528-4256  
Hours by Appointment  
[quiltedvine@sbcglobal.net](mailto:quiltedvine@sbcglobal.net)



# SANTA ROSA QUILT GUILD



## CONTACT INFORMATION

### PRESIDENT

Jim Jensen

[president@santarosaquiltguild.org](mailto:president@santarosaquiltguild.org)

### VICE PRESIDENT

Linda Hooper

### NEWSLETTER EDITOR

Jan Andrews

[editor@santarosaquiltguild.org](mailto:editor@santarosaquiltguild.org)

### MEMBERSHIP

Jan Andrews and Sue Gragg

[membership@santarosaquiltguild.org](mailto:membership@santarosaquiltguild.org)

### PROGRAMS

Janice Rodgers

[programs@santarosaquiltguild.org](mailto:programs@santarosaquiltguild.org)

## MEETINGS AND MEMBERSHIP

The Santa Rosa Quilt Guild meets the first and third Thursdays of each month (in December only one meeting is held on the first Thursday) at 10:00 a.m. at the Scottish Rite / Masonic Lodge in Santa Rosa, 600 Acacia Lane, between Mission Boulevard and Middle Rincon Road on Highway 12 east of Santa Rosa.

Membership dues are \$35 per year. The calendar year is January to December; new member's dues are prorated. Regular meetings, special programs, use of the extensive library and special discounts from some affiliates are benefits of membership. For More information or to send a check for dues email:

[membership@santarosaquiltguild.org](mailto:membership@santarosaquiltguild.org)

## Meeting Etiquette

- ◆ Please avoid chit-chat while someone is speaking to the group.
- ◆ Please peruse the Silent Auction & Boutique before or after the meeting -not during the meeting.
- ◆ Please, do not browse the speaker's sales table during the meeting.
- ◆ Please set your cell phone to silent mode or turn it off.
- ◆ At Speaker Meetings, please move to the center of the rows and eliminate empty seats, so late-comers will be able to find a seat and not disturb the group.

*Thank You Sew Much!*

