



Stitch 'n Times

Santa Rosa Quilt Guild

P.O. Box 9251, Santa Rosa, CA 95405


February 2018 • Vol. 42 • No. 02

President's Message

Those of you who know a little bit about me also know I'm not really a "pink" kind of guy. About the only things "pink" I have in my world are a variety of pink binders that clarify a variety of job descriptions for the guild. I *have* been holding on to some brownish/pink civil war fabric that I might use one day when I accept a challenge to work outside of my usual color comfort zone. Don't expect it anytime soon.

But February is certainly a "pink" month ... and red ... and white ... and hearts and flowers ... and love ... and chocolate! I'll take the love ... and the chocolate ... and you folks can have whatever you want of the rest.

Santa Rosa Quilt Guild continues to focus on *love* ... for our art, for our community, for our family and friends, and for each other. I am so impressed with the depth of friendship shared



by so many of our members. Whether you have been around for 40 years or 4 weeks, chances are you have made at least one good quilting friend who celebrates sharing a story, a technique, or just a bit of time with you. We are all so very fortunate to have brought ourselves together. I do believe that we *attract* the people we need in life, and often they are a mirror reflection.

We celebrate the love for our art this month with Joe Cunningham on February 15th. Joe is a talented "modern" quilter and gifted guitar player. He'll share with us his story of "My Life in Quilts," and teach us about the wide world of applique during his workshop on Friday. As an additional bonus, Vicki David will show us how to remove all the frustrations and anxieties that go with bindings during our Technique Sharing Workshop.

We celebrate the love for our community with our first Quiltathon of the year on February 1st. Bring your machine or your hand sewing kit and join in. There's always a task to be done, someone to share your story, and SOUP!



This PINK is OK by Jim!

We celebrate our love for our family and friends by being true to who we are, and refining the passion we have for our art to reflect the compassion we have for those we love.

Finally, we celebrate the love we have for each other just by showing up ... welcoming new people, sharing a new technique, sharing our life's stories and being there for one another.


Ahh February ... love, love, love ... just don't make mine pink.

~~PINK~~

Jim Jensen

Programs & Workshops

Joe Cunningham's Program is on Thursday, February 15th. Joe will entertain us with his quilting story, 'My Life in Quilts,' using his guitar to help tell the tale. Friday, February 16th is his workshop, "Hand Quilting." Joe will be providing his students with many of the required materials. If you have a quilting hoop, bring it. This workshop promises to be fun and relaxed. (www.joethequilter.com/)



Michelle Peerson, Fiber Artist, takes our stage Thursday, March 16th for her lecture "When Life Gives you Scraps." Her workshop is scheduled for March 17th but the topic has yet to be determined. Please check her website to help me choose between "Roosters" or "Flowers, Large Print." (www.MichellePeerson.com)



Mark your calendars April 19th for guest speaker and teacher Lorraine Olsen, Miniature Quilt Artist and author. She will be making the journey to California from Missouri. Lorraine's lecture is "My Passion for Miniature Quilts." Her book, "Little Lone Star Quilts" introduces small versions of classic patterns. She loves using reproduction fabric, her own hand dyes, and batiks. She will have merchandise featuring her books, thread, and hand-dyed fabrics and socks.

Lorraine says, "Coming from a heritage of master craftswomen, I learned sewing, quilting and needlework skills from my mother and grandmothers. I got my first sewing machine on my 8th birthday to keep me from monopolizing my mom's.

"After my third child was born, I became very ill and it was difficult for me to sew. I discovered miniature quilts and their small scale was perfect for me. My illness has taught me patience and perseverance. That alone with a streak of perfectionism is the perfect combination for a miniature quilt maker.

"I love vintage quilts and reproduction fabrics. In much of my work I try to capture the look of a vintage quilt made from saved scraps of past projects and faded old clothes only much, much smaller."

Lorraine's workshop on April 20th at the Luther Burbank Art and Garden Center at 2050 Yulupa Ave. will

Sew-A-Row

What is a Sew-A-Row (SAR)?
It's a quilt in the making!

Beginning each January, any Guild member can prepare a starting row or medallion and turn it over to the SAR Team. The SAR Team puts each starting row or medallion up for adoption to anyone in the Guild who wants to put their creative stamp on it, taking into consideration the original colors and design. As each person turns in their row, they are asked to include fabric scraps for the next person to incorporate into the next and subsequent rows. Near the end of the year, several members have added love to the rows, and a nice quilt top has been created. At the meeting in December there is a rolling of the dice to determine which lucky participant gets to take the quilt top home.

Why Would I Want To Do a Sew A Row?

I love to see what someone else did with the row.

I can try new techniques

I can try new colors

I can clean up my stash

I love Chocolate!

It is a quick project

I like the challenge of taking someone else's work and adding to it.

I have a one in 5 chance of winning the top

Go to:

<http://www.santarosaquiltinguild.org/sewarow.php> to view the Sew-a-Rows that you can adopt. The first row is due March 1st.

If you have any questions, please contact your SAR Team.



Sharon Oman & Genelle Voorhees

Programs & Workshops continued

host up to 25 students. There is a pattern fee of \$5.00 for 12-miniature, paper pieced, three inch-sized blocks. Remember, when enrolling in a SRQG workshop a payment must be present to hold your seat. SRQG workshops are a mere \$40.00, which is a steal for the caliber of teachers and artist we feature. If paying with cash, please see me for a receipt. Workshops begin promptly at 9:00 a.m. Bring a sack lunch for the 30-minute lunch break. Class ends at 3:30 and the doors are locked at 4:00 p.m.

If you have any questions or concerns, please feel free to contact me.



Rhonda Denny

www.srqg.org

Programs & Workshops continued on next page →

Library News

The following is a list of the books that came into our possession since our last newsletter. For images of the covers and more detailed descriptions of the items, just click on LIBRARY on our website www.santarosaquiltguild.org. Linda Hooper has written easy-to-understand directions about how to utilize the library site. To locate her instructions, click on the underlined "here" in the second paragraph at the top of the library page. Let me know if you would like guidance with the site and we'll sit down at the Library's laptop computer after a meeting. *A hint: if you are looking for an author, remember to type in the last name first, and if you are searching for a book title, type in the first "important" word leaving the a, an, and the's 'til the end.*

Want to know what our Go! Baby Accuquilt cutting system is all about? Type in Go! in the Search box at the top of our website's Library page and learn not only what it is, what it does, but also find a list of our dies. You can also find all of our Go! "toys" listed at the bottom of the Library's Home Page on our website. Our thanks to guild member Mary Reder for sharing her Go! Baby cutting machine with us. Also, a thank you to Linda Silva for giving our guild the next-larger size of cutter and many dies that she won in a raffle. Reserve the machines and dies just like a library book. Yes – we give (free) lessons!

Brand new Accuquilt dies in our collection:

#55429 – Equilateral Triangle (4-1/2" finished)
#55429 - Equilateral Traiangles, 1", 1-1/2", 2-1/2"
#55054 - Strip Cutter – 4-1/2" (4" finished)
#55027 – Triangles in Square – (3" finished square)

Our brand new library items:

ONE-BLOCK WONDERS OF THE WORLD by Maxine Rosenthal and Linda Bardes – A really cool way to create hexagon block quilts without Y-seams! This book presents new ideas for the technique, so must also check out ONE-BLOCK WONDERS from our library for preliminary instructions.

QUILTFOLK – ISSUE 5 – EASTERN MASSACHUSETTS – This magazine (totally without advertisements, hence the hefty price of \$22 per issue) is so enticing that you will want to make reservations to visit each of the areas written about – but wait until the snow thaws!

ZEN QUILTING WORKBOOK by Pat Ferguson – inspired by Zentangle – a donation

Library News continued

FAT QUARTER SMALL QUILTS by Darlene Zimmerman – a donation

GRANNY QUILTS – VINTAGE QUILTS OF THE '30S MADE FOR TODAY by Darlene Zimmerman – a donation

PAPER PIECED HOUSES AND GARDENS by Shirley Liby – a donation

MINIATURE QUILTS WITH VINTAGE STYLE by Joyce Libal – a donation

REPRODUCTION QUILTS FROM THE CIVIL WAR PERIOD 1850-1865 by Judie Rothermel – a donation

APPLIQUE QUILT REVIVAL – UPDATED PATTERNS FROM THE 30'S by Nancy Mahoney – a donation

COUNTRY THREADS GOES TO CHARM SCHOOL by Mary Etherington and Connie Tesene – a donation

HIDDEN BLOCK QUILTS by Lerlene Nevaril – a donation

CLASSIC QUILTS CONTEMPORARY STYLE by Reiko Washizawa – some great ideas for Sew-a-Row projects - donated by Caroline Pope

Be sure to let me know if you find an item that our library "needs" (books, DVDs, and Go! Baby dies, magazines).

Have you pawed through the ever-growing box of rulers, templates, and stencils that have been donated to our library for members to check out?

Need a fabric pen to sign a block? Sharon 'the Librarian' will loan her personal collection during meetings. Tip: Iron a piece of freezer paper to the back of the area before signing so the fabric stays taut.

And don't forget that we have magazine subscriptions to:

FONS AND PORTER'S LOVE OF QUILTING, MACHINE QUILTING UNLIMITED, AMERICAN QUILTER, QUILTMAKER, MODERN QUILTS UNLIMITED, QUILTING ARTS MAGAZINE, and MODERNE (from Quiltmania).

Library News continued ➔

Library News continued on next page ➔

UFO Challenge

What can you get for \$5 these days? A spool of thread, a cup of coffee or a measure of encouragement. Pick out a project that you just haven't been able to move ahead on. Perhaps you just need a little encouragement, some impetus. Bring that project to the March guild business meeting for the UFO challenge. Tell us what portion of the project you want to complete and put down your \$5. Amazing how much motivation that \$5 will buy. And the best part? In September when you bring your completed project back, you get not only your \$5, but a fat quarter and chocolate as well as the admiration of your guild buddies.

I invite you to come, participate, play!

 Ellindale Wells


Library News continued →

We also have many past issues of: PRIMITIVE QUILTS AND PROJECTS, QUILT LIFE (Alex Anderson and Ricky Tims - Discontinued with the October 2014 issue -darn!), MINIATURE QUILTS, Japanese magazines, QUILTMANIA (European), AND QUILTERS NEWSLETTER (all of the issues since the very beginning until October 2016 when, sadly, they quit publishing).

Wearing your nametag is a huge help to everyone. This is an excellent way for us to get to put names and faces together.

Check out as many of our more than 3,305 books, DVDs, and CDs, plus magazines, (and Go! Baby equipment as you wish) ~~ just remember to return them to the very next meeting, pretty please, as there are so many members in the guild who also wish to use the items.

Our library needs many, many volunteers. You do not need to formally sign-up to help – we'll take whatever time you can spare before or after any meeting. If you do not like the job you are given, don't be shy – let us know what you would rather do. I can never thank everyone enough for their assistance and support with making our library the best in the entire world!



Sharon
'The Librarian'
Fry

Technique Sharing Workshops

These workshops are held at the end of our meetings on the dates below and last about 30-40 minutes. It is a chance to learn some of the techniques our members have perfected over the years. Have you ever admired a quilt and wondered "how did they do that"? Well, here is your chance to learn.

February 15, 2018

Sew On Bindings with Vicki David

The quilting is done and now it's time to put on the binding....but Oh all that hand work! Well our binding expert has figured out how to do the bindings by machine and look beautiful. Come and watch the demonstration and see how easy it is. You just might want this tool.



March 1, 2018

"Y" SEAMS with JANET TONKIN

Have you avoided some of those beautiful quilt patterns because of "Y" seams and how hard it is to get those seams together with no lumps?



Well, come and learn how it is done. Janet will show you her technique for fearless "Y" seams! Here is a sample of one of her beautiful quilts.

April 19, 2018

Gift Bags with Linda Hooper

A great way to give two gifts in one and make it to fit the gift inside.

May 17, 2018

Tips and Tricks from Guild Members

We have a great line up for 2018 so I hope all of you will attend at least some of these short workshops. We are lucky to have a wealth of talent in our guild.

 Jan Nilsen



Liz Berg Workshop

Liz was a teacher for the Pointless Sisters about 10 years ago. When this year's slate of teachers was released, the feedback for Liz was enthusiastic and positive. This gave me comfort for the success of the workshop - and it was a success indeed.

Loni picked me up at 7:40. We arrived at 8 o'clock on the dot. Phyllis and Becky were already inside the building, ready to set up the classroom for the workshop. SRQG workshops are held at the Luther Burbank Art and Garden Center located at 2050 Yulupa Ave. Upon arrival, the building was an ice-box but it didn't take long to heat up.

The color study was plentiful in handouts and color samples, probably thousands of 6x6" fabric squares supplied by classmates and teacher. I brought my knitting because I thought I knew what I wanted to know about color and I like my work so I thought I'd knit once the class got started. My knitting never came out of my bag. The first page of the handout is on definitions. Each definition is highlighted in specific color - which drew me in. Maybe I did have something to learn...

Hue is the name of the pure color, i.e., red, yellow, or blue.

Value is the degree of light or dark between the extremes of a hue.

Intensity is the pure hue to a grayed hue, i.e., bright to dull.

Temperature refers to warm or cool colors.

Tint is when white is added to the hue.

Shade is when black added to hue. ('Draw the shade and the room darkens.' Credit to Ellindale for this great memory tip.)

Tone is a grayed hue.

I totally get color now. The worksheets that followed were excellent reinforcement. I am going to laminate mine for reference. (Plus, they are very pretty, in my humble opinion.) They took us through a 12-color Color Wheel. Another worksheet uses the rainbow and adds to each pure color tint, shade, and tone. Other exercises looked at *Split Compliments*, *Triad-ics*, and *Complementary Color*.

The last 30 minutes of the workshop were used for the last two worksheets. These were probably the most intense because one is a 24-color Color Wheel and an alternative 12-color wheel using magenta, yellow, and cyan instead of red, yellow, and blue.

Liz Berg Workshop continued →

Block of the Month

The January BOM, Pokiomen Valley Block, has received overwhelming support for the fire and flood victims in Ventura County. With one meeting yet (February 1) to collect blocks, 168 blocks have been

turned in thus far for the Ventura Modern Quilt Guild. What an awesome participation from our Guild. Thank you.

Drum roll The BOM theme for 2018 is twofold; color and type of blocks. Since the Color of the Year 2018 is Ultra Violet, each month, this color or some shade thereof, will

be incorporated into the block. In addition, the name of the BOM for each month will start with the first letter of the month.

The February BOM is "F is for Flying Geese". The Flying Geese pattern is constructed using squares and rectangles which personally, is easier than sewing with triangles. And of course, the colors are any shade of purple along with contrasting colors. The directions are on our website:

www.santarosaquiltguild.org/block.php.

For New Members: Join in the fun of sewing a BOM. A new BOM is introduced at the first meeting of each month. You can increase your chances of winning by sewing several blocks because for every block turned in, you receive a raffle ticket. At the first meeting of the following month, a drawing takes place for a Guild member to win all the blocks that have been completed that month.

We hope you are ready for a good year of fun and surprises! Enjoy!

 Cathy Conover & Jeanne Parent

Liz Berg Workshop continued

3:30 pm, time to clean up and go home. Liz bids us a fond adieu. Many stay behind to help with clean-up. Loni has me home by 4:00. It was a very good class. I'd like to offer a special thank-you to the Pointless Sisters for your generous support of this workshop, to Judy M for keeping Liz company Thursday afternoon, and to those who helped with set up and take down. We couldn't have done it without your assistance.



Rollin' Rho

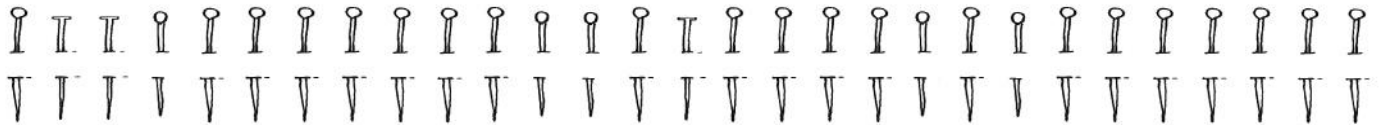
Rhonda Denny Reporting

Boutique and Raffle

How many of you have missed our boutique slave? The raffle has! Maybe we need to send him a card to speed his recovery. Sales have definitely been down without him. He has done the best job so far and none of us can compete with him...no matter how hard we try. Raffle sales are down about half what they normally are so get well fast Chris, we need and miss you.

Several new volunteers came forward to help out. The help is most appreciated, and it is terrific to get to know some of the new members, and we get to visit a little also. Remember, it takes everyone to make our guild the wonderful organization that it is. So, if the President or a member asks you to help or your opinion, please participate. The rewards are well worth it and you will enjoy the meetings even more.

 Betty Upchurch



Friendship Blocks

Dear Friendship Block Quilters,

We have two active Friendship Blocks. Mary Ann Hayre's *Rabbit* blocks have all been adopted. The completed blocks are due March 15, 2018.

We love our sewing room! The second block is Debbie Cole's request for a *Sewing Room* theme block. Choose a design for Debbie that symbolizes your favorite item or space in your sewing room. If you are interested in making this block contact Janice Juul to reserve a kit with the background fabric provided.

All directions and details for these blocks can be found on the SRQG.ORG website. Click on the Friendship Block page.



Janice Juul

Meissner Sewing & Vacuum Centers

Northern California's Largest Sewing, Quilting, and Embroidery Retailer

Free Classes

with new machine purchase

Low Price Guarantee

We will not be undersold!

On-Site Repairs

By certified sewing machine & vacuum technicians

Largest Showroom

of sewing machine furniture on the West Coast!

Meissner Complete Protection Plan

One of the best warranty plans in the industry!



Meissner

Sewing & Vacuum Centers

MEISSNER SAVINGS COUPON

20% OFF

Accessories & Notions*

Valid February 1 - 28, 2018 in store only



*Offers good February 1 - 28, 2018. Discount taken from MSRP. Not valid with any other offers. Selection varies by location. In-stock items only. Some restrictions apply. See store for details. Although we strive for accuracy in all of our publications, we are not responsible for typographical errors, misprints or printing errors.

Authorized Dealer



www.MeissnerSewing.com

Sacramento

(916) 920-2121

2417 Cormorant Way

Folsom

(916) 984-7071

Clarkville Rd. Ste. 150

Roseville

(916) 791-2121

9250 Fairway Dr., Ste. 110

Santa Rosa

(707) 575-5259

1250 Mendocino Ave

Community Quilts

QUILTATHON! This Thursday, February 1st is our first Quiltathon of the year. Please join us as we finish quilts for children at Valley of the Moon, babies in the NICUs at Memorial and Sutter Hospitals, and other deserving community members. Laura Barrett and Nancy Stedman will oversee the day and need people to do all sorts of quilting tasks. Please bring your machine to sew layered quilts or to quilt the VOM or baby quilts. Remember to bring a pillow to sit on, walking foot, free motion foot, and a neutral thread. If you like to do hand sewing, bring your own little sewing kit, complete with thimble, small sharp scissors, and needles. We will also have some standing jobs – ironing, pinning the layered quilts (no special tools needed), and trimming and turning the layered and sewn quilts (bring a large pair of sharp scissors). Doors open at 9:00 am, and you can sew from 9:00 to 10:00 when we'll break for a short business meeting. Then back to sewing and visiting with friends until about 2:30 pm. At noon our wonderful hospitality crew will serve several delicious soups to accompany salads and desserts brought by members. This past year we donated 1,237 quilts to the community. This includes the 501 that Lavella and her mini group make for veterans. We have also donated many quilts to fire survivors.

Thank you to all who so generously participate in making this a successful project.



Pam Beebe, Laura Barrett,
Nancy Stedman & Janet Tonkin

COMMUNITY QUILT SIZES

If you are making donation quilts on your own, these are the approximate sizes most needed.

32" x 40" Baby Quilts	For Sutter & Memorial NICUs, Public Health nursing, & teen moms. We provide kits for making the tops, or you may use your own fabrics.
40" x 60"	For Valley of the Moon and other Organizations serving children in need. Please use bright colors for young children or fabrics that will appeal to teenagers.
50" x 65"	For 18 year olds aging out of the Foster Care system and for women residing at the YWCA Safe House.
40" x 60"	Lap quilts for adults. Given to Secret Santa, women being served by Verity, seniors in local convalescent hospitals, & others.
Doll Quilts	For little girls & boys. We collect them throughout the year and donate during the holidays.

Thank you to all who are involved with this important outreach project!

stitch'n times advertising rates

Business Card	2.25" x 3.5"	\$10.00
1/4 page vertical	3.5" x 4.875"	\$25.00
1/4 page horizontal	4.875" x 3.5"	\$25.00
1/2 page vertical	3.65" x 9.75"	\$50.00
1/2 page horizontal	7.5" x 4.75"	\$50.00
Full page	7.5" x 9.75"	\$100.00

Contact Newsletter Editor Jan Andrews

MQSC Wine Country Quilt Show News!

MQSC Wine Country Quilt Show - June 2 and 3, 2018

Exciting news! This year the quilt show will increase in size. As in years past, it will be at the Santa Rosa Veteran's Memorial building; however, NOW three rooms for display and for new and return vendors. As the layout design person, I would like to encourage the theme of a "Community of Quilters," such as President's quilts, mini group challenges, Class quilts, Guild Challenges, Medallions, Friendship Quilts - OLD and NEW! All Guilds! I hope you will all participate.

When submitting a group of quilts, make sure you use the same "Challenge Name" description in all entries. This way, I will be able to group them together. Be creative. You can design signage for your group. I can help you with this as there are size parameters. If you are creating a fabric sign, be sure to enter it as an quilt show entry and include measurements along with the required sleeve so that it can be hung with the display.

Layout and design: Joanne Thomas - jthomas@sonic.net
Quilt show entry: Trina Jahnsen - tjriver@yahoo.com
General: Gina Stateler-Calhoun - ginasquilt@hotmail.com

Now is the time to begin planning your quilt show entries.
Joanne Thomas, Quilt Show Layout Chair

2018 Executive Board & Committees

2018 EXECUTIVE BOARD

President
Vice President
Treasurer
Secretary
Program Chair
Program Chair Elect
Parliamentarian
Members-at-Large

Jim Jensen
Linda Hooper
Carole Behlke
Janice Juul
Rhonda Denny
Phyllis Gallaway
Sharon Fry
Vicki David
Joy McGoran
Pam McVey
Heidi Mitarai
Margo Pitter
Mary Wood

Friendship Blocks *
Historian *
Hospitality *

Library *
Membership *

Newsletter Editor
Nominating
Opportunity Quilt Ticket Sales *
Sew-A-Row *
Sunshine *
TSW (Tech. Sharing) *
UFO Challenge
Videographer *
Website *
Welcoming Committee
Past President

Janice Juul
Sharon Fry
Carolle LeMonnier, Judy Lindberg
Georgiann Morrissey
Sharon Fry
Jan Andrews, Sue Gragg and
Vicki David
Jan Andrews
Sharon Fry
Pam McVey
Sharon Oman & Genelle Voorhees
Jan Westerman
Jan Nilsen
Ellindale Wells
Linda Hooper
Linda Hooper
Rhonda Denny
Vicki David

2018 COMMITTEES

Block of the Month *
Boutique *
Challenge Quilt
Community Quilts *
Email Coordinator *
Fair Liaison
Finance

Cathy Conover & Jeanne Parent
Betty Upchurch
Elizabeth Marrs
Laura Barrett & Janet Tonkin
Sharon Fry
Pam McVey
Carole Behlke

* Standing Committee

Remember!

NAME TAG SHOW AND TELL COFFEE MUG
LIBRARY BOOKS LUNCH NO PETS NO FRAGRANCES
REUSABLE PLATE & FORK CELL PHONE ON SILENT

SRQG 2018 Calendar

FEBRUARY

- 1** **QUILTATHON!!**
Bring your sewing machine or hand sewing supplies. Setup begins at approximately 9 am.
Sew-a-Row signups
Guild Challenge Introduced
- 15** **Program Meeting**
Joe Cunningham ~ "My Life in Quilts"
TSW~ Vicki David~ "Sewing on Bindings"
- 16** **Workshop**
Joe Cunningham~ "Hand Quilting Omnibus"
Luther Burbank Art & Garden Center
9:00 a.m. to 3:30 p.m.
8:30 a.m. for set-up
- 16-19** **CLOVERDALE CITRUS FAIR**
- 22** **Board Meeting**

MARCH

- 1** **Business Meeting**
UFO Challenge begins
TSW: Janet Tonkin ~ "Y Seams"
- 15** **Program Meeting**
Michelle Peerson ~ "Outside the Box"
- 16** **Workshop**
Michelle Peerson~ "Flowers Outside the Box"
Luther Burbank Art & Garden Center
9:00 a.m. to 3:30 p.m.
8:30 a.m. for set-up
- 22** **Board Meeting**
- 24-25** **Sonoma Quilt Show**
- 29** **FIFTH THURSDAY RETREAT!**
Luther Burbank Art & Garden Center
Sewing begins at 9:00 - 3:00
Bring your own project or work on a community project! **All are welcome!**

Santa Rosa Quilt Guild Affiliates

BAY QUILTS

Sally Davey & Abbey Shane
5327 Jacuzzi St. #3-C ☞ Richmond, CA 94804
(510) 558-0218
<http://bay-quilts.shoplightspeed.com/>
sfbayquilts@gmail.com
daveysally49@gmail.co
Monday - Friday 10:00 - 6:00
Saturday – Sunday 12:00 - 5:00

BOLT FABRIC AND HOME

Kate Barrett
219 N. Cloverdale Blvd. ☞ Cloverdale 95425
894-2658
Tues. - Sat. 10:00 - 6:00
Sunday 11:00 - 4:00
<http://www.boltcloverdale.com/>
info@boltcloverdale.com
10% discount for SRQG members

BROADWAY QUILTS

Gery Rosemurgy, Owner
20525 Broadway ☞ Sonoma, CA 95476
707-938-7312
www.broadwayquilts.com
Mon-Sat 9:30-5:30, 11-3 Sunday

THE LONGARM LADY

AT QUILTY PLEASURES STUDIO

Custom Machine Quilting by Gari Jones
112 Schoolhouse Lane ☞ Geyserville, CA 95441
217-0087
<http://thelongarmlady.com/>
thelongarmlady@gmail.com
Hours by Appointment
10:00 - 4:00 Seven days a week
By appointment

MARIAN'S MAGIC NEEDLE QUILTING

Custom Machine Quilting
Marian Drain
1140 Sanford Ranch Rd. ☞ Ukiah, CA 95482
472-0195
Hours by Appointment
cuddletimequilts@me.com

MEISSNER SEWING & VACUUM CENTER

James Meissner, Owner
P.J. Lytton, Store Manager
Authorized Baby Lock, Brother, Bernina,
Janome and Gammill Dealer
1250 Mendocino Ave. ☞ Santa Rosa, CA 95401
707-575-5259
<http://www.meissnersewing.com/>
Mon - Fri: 10:00 to 6:00
Saturday: 9:00 - 5:00

QUILTED ANGEL

Barbara Meikle
200 G Street ☞ Petaluma, CA 94954
707-763-0945
Seven days a week
11:00 - 4:00
<http://quiltedangel.com/>

QUILTED VINE

Machine Quilting
Lynda McLean
2080 Mt. Olive Way ☞ Santa Rosa, CA
707-528-4256
707-318-1940
Hours by Appointment
quiltedvine@sbcglobal.net

VILLAGE SEWING CENTER

John Furtado
1455 Santa Rosa Ave. Suite B-1
Santa Rosa, CA
707-544-7529
Monday - Friday 10 am to 6 pm
Saturday 10 am to 5 pm
<https://villagesewing.com/>
john@villagesewing.com

**Change of
Information?
Don't forget to notify
the Membership Crew**

SANTA ROSA QUILT GUILD



CONTACT INFORMATION

PRESIDENT

Jim Jensen

president@santarosaquiltguild.org

VICE PRESIDENT

Linda Hooper

NEWSLETTER EDITOR

Jan Andrews

editor@santarosaquiltguild.org

MEMBERSHIP

Jan Andrews, Sue Gragg
and Vicki David

membership@santarosaquiltguild.org

PROGRAMS

Rhonda Denny

programs@santarosaquiltguild.org

MEETINGS AND MEMBERSHIP

The Santa Rosa Quilt Guild meets the first and third Thursdays of each month (in December only one meeting is held on the first Thursday) at 10:00 a.m. at the Scottish Rite / Masonic Lodge in Santa Rosa, 600 Acacia Lane, between Mission Boulevard and Middle Rincon Road on Highway 12 east of Santa Rosa.

Membership dues are \$35 per year. The calendar year is January to December; new member's dues are prorated. Regular meetings, special programs, use of the extensive library and special discounts from some affiliates are benefits of membership. For More information or to send a check for dues email:

membership@santarosaquiltguild.org

Meeting Etiquette

- ◆ **Please avoid chit-chat while someone is speaking to the group.**
- ◆ Please peruse the Silent Auction & Boutique before or after the meeting--not during the meeting.
- ◆ Please, do not browse the speaker's sales table during the meeting.
- ◆ Please set your cell phone to silent mode or turn it off.
- ◆ At Speaker Meetings, please move to the center of the rows and eliminate empty seats, so late-comers will be able to find a seat and not disturb the group.

Thank You Sew Much!

