



President's Message

Happy New Year and may all your quilting dreams come true!

On a personal note (certainly I'm not alone), here's hoping we experience a new year that is filled with less trauma, less drama, less fear, and less chaos than in 2017. I look forward to experiencing a 2018 filled with the *magnanimity* of kindness, understanding, generosity, and caring. Noah Webster defines "magnanimity" as "Greatness of mind; that elevation or dignity of soul, which encounters danger and trouble with tranquility and firmness, which raises the possessor above revenge, and makes [them] delight in acts of benevolence, which makes [them] disdain injustice and meanness, and prompts [them] to sacrifice personal ease, interest and safety for the accomplishment of useful and noble objects." I truly believe that SRQG embraces all of these values, and we will continue to set an example to the world that selfless service to our community deeply benefits not only those who receive our creations, but, individually, all of us who are fortunate enough to be committed to our craft.

During the joint board meeting in December, I asked the outgoing and incoming board members what their "wish list" would be for SRQG in 2018. If some of the wishes were fulfilled, we would have:

1. More folks stepping up for positions in the Executive Board and Committee Chairs. Every year, when the Parliamentarian presents the proposed candidates for office, someone from the floor inevitably asks, "Why is it always the same people?" It's the same people because the people you see on the stage are the ones willing to take the responsibility for the business that needs to be done so that SRQG continues to be the vital and vibrant group that we are. If you are curious about taking on a leadership role in any of the committees or board positions, please talk me and/or the current position holder. Perhaps even follow them for a meeting or two and see what is involved.
2. More community outreach to the schools. "Beth's Quilting Club" at Roseville University Prep High School has been a huge success. Perhaps we can extend that learning experience to other schools in the area. Depending on their schedules, it might even be fun to have the kids attend a Quilt Rave or Quiltathon to experience what it is that we do.
3. More people to finish community quilts larger than NICU or lap quilts.
4. More quilting time, like we did in November. The board will work on that, perhaps schedule another meeting or two where we can concentrate on quilting.

As a member of the guild, please consider where you might like to step up to the bobbin and consider taking on a little more responsibility. Most of our committees don't require a great deal of time; it just takes a little dedication.

The kindness and generosity of the world's quilting community is truly an inspiration. Donations of fabric and notions to replace what was lost in the fire continue to come in, but, thankfully, at a lesser volume. People have also sent many completed quilts. I'm still entering addresses in the data base so we can send thank you notes. There are more than 500 entries, and I estimate that represents about one half of the total packages we have received. A small group of us continue to sort and organize the fabric. (We're grateful for the offer of others to help, but there is not a lot of space, and the small group works best.)

What will we do with it all? We have shared some with Moonlight Quilters, and will reach out to other guilds once we get a better understanding of what we have. Of course, first dibs go to any of the "Singer Sisters." Much of the fabric is being put aside for Betty's Boutique and community quilts. We also want to sell bundles of coordinated fabric to guild members with all proceeds going to the "Singer Sisters."

President's Message continued on next page →

2018 Programs and Workshops

Programs and Workshops for 2018 begin with Liz Berg in January, Joe Cunningham in February, and Michelle Peerson in March.

Liz Berg, Fiber Artist, opens the year Thursday, January 18th. She presents a lecture on her quilting journey; 'From Traditional to Art Quilter' followed on Friday, January 19th with a workshop, a color study called 'Color for Quilters.' (www.Lizbergartquilts.com)

Joe Cunningham's Program is on Thursday, February 15th. Joe will entertain us with his quilting story, 'My Life in Quilts,' using his guitar to help tell the tale. Friday, February 16th is his workshop, 'Hand Quilting.' Joe will be providing his students with many of the required materials. If you have a quilting hoop, bring it. This workshop promises to be fun and relaxed. (www.joethequilter.com/)

Michelle Peerson, Fiber Artist takes our stage Thursday, March 16th for her lecture 'When Life Gives you Scraps.' Her workshop is scheduled for March 17th but the topic has yet to be determined. Please check her website to help me choose between 'Roosters' or 'Flowers, Large Print.' (www.MichellePeerson.com)

SRQG has Program meetings (lectures) on the third Thursday of most months and Workshops on the third Friday. Programs are held at the Scottish Rite Center on the corner of Acacia Lane and Highway 12. Meetings begin promptly at 10:00am. Our guest speaker takes the dais right away for approximately one-hour followed by a brief meeting of quilt-related and committee reports.

Workshops are held at the Luther Burbank Art and Garden Center, 2050 Yulupa Ave. Arrive by 8:30am for setup. Workshops begin at 9:00 am on the dot. They cost \$40.00 and occasionally require an additional kit or pattern fee. There is a 30-minute lunch break when the teacher decides it's a good time to break. The LBA&GC has lovely gardens. Weather permitting, the garden is a great place to eat. Workshops end at 3:30pm with 30 minutes for a group clean up. The doors lock at 4:00pm.

How does one sign up for a workshop? There are folders at the P&W tri-fold at the back of the meeting room containing sign-up sheets. It is important that you write both your phone number and email address in the designated fields on the sign-up sheets. Do not assume that I have committed these all-important fields to memory! There will be a supply list in the sign up folder most of the time. Your check or cash holds your seat. No check/cash, no seat. In the memo section of your check write either the

teacher's name or the month of the workshop. If you pay in cash, see me for a receipt.

Most of the time all the information you need to take a workshop is on the guild website, www.srqq.org, located under 'Programs and Workshops.' Some teachers prefer to release supply lists closer to the date of the workshop.

Etiquette for programs and workshops is basic common courtesy. Your phones need to be muted. Talking during the lecture or instruction is rude and frowned upon. You may take photographs ONLY if the teacher says it's OK. We begin and end on time. If you are going to be late, you'll have to catch up on your own time. Many of us are scent sensitive so we request no perfumes or heavily scented products. Bring a sandwich. At workshops, no drop-ins, pets, or children unless previously authorized.

If you have any questions or concerns, please email me at Rhorholou@sbcglobal.net or call (707) 542-8013. Leave a message, as I screen and return calls.



Rhonda Denny

President's Message continued

ters." We have yet to work out the details, so look for more information in the near future. And whatever you do, don't miss the Tri-Guild luncheon in 2019!

As we start off a new year, I'm looking forward to the unfolding of an amazing schedule of events for the guild. Rhonda Denny has come up with a great slate of speakers and workshops, Jan Nilsen promises us lots of fun with the Technique Sharing Workshops, Vicki David is organizing the Quilt Rave on January 11, and we may be able to work some other sewing days into the schedule. As always, sharing time together with friends and fellow quilters is a highlight of any meeting. Be prepared to enjoy yourself and LET'S QUILT!!

Jim Jensen

Board Meeting

Thursday, January 25, 2018

10:00 a.m.

Scottish Rite Family Room

All Members Are Welcome

Library News

The following is a list of the books that came into our possession since our last newsletter. For images of the covers and more detailed descriptions of the items, just click on LIBRARY on our website www.santarosaquiltguild.org Linda Hooper has written easy-to-understand directions about how to utilize the library site. To locate her instructions, click on the underlined “here” in the second paragraph at the top of the library page. Let me know if you would like guidance with the site and we’ll sit down at the Library’s laptop computer after a meeting. *A hint: if you are looking for an author, remember to type in the last name first, and if you are searching for a book title, type in the first “important” word leaving the a, an, and the’s ‘til the end.*

Want to know what our Go! Baby Accuquilt cutting system is all about? Type in Go! in the Search box at the top of our website’s Library page and learn not only what it is, what it does, but also find a list of our dies. You can also find all of our Go! “toys” listed at the bottom of the Library’s Home Page on our website. Our thanks to guild member Mary Reder for sharing her Go! Baby cutting machine with us. Also, a thank you to Linda Silva for giving our guild the next-larger size of cutter and many dies that she won in a raffle. Reserve the machines and dies just like a library book. Yes – we give (free) lessons!

Our brand new library items:

MILLEFIORI QUILTS 3 by Willyne Hammerstein (Yes, we have all three of her books in our library!) – These are Hexi quilts to the max! I want to know this artist’s secret – how on earth can she keep coming up with these complicated, magnificent designs, and making these very intricate quilts!!! My thanks to Jan Andrews for helping me purchase this book for our library (and getting free postage for us!)

DRESDEN QUILT WORKSHOP – TIPS, TOOLS & TECHNIQUES FOR PERFECT MINI DRESDEN PLATES by Susan R. Marth

FABULOUS FACADES by Gloria Loughman (recommended by Gerrie Peterson)

MODERN NEUTRALS by Amy Ellis (recommended by Diana Roberts)

DESIGN INSPIRATIONS by Margaret Solomon Gunn

ALL IN A ROW AGAIN compiled by Lissa Alexander Sew-a-Row season is starting, so check out this new

Library News continued

book (or one of the many others filed under “Sew-a-Row” on our library shelves! (recommended by Jim Jensen)

SPELLING BEE by Lori Holt – alphabets (think about using our Go! Alphabet and Number Dies)

I LOVE HOUSE BLOCKS by Karen M. Burns (requested by Su Lin Mangan)

CHRISTMAS FAVORITES – Art-to-Heart by Nancy Halvorsen

MASTERING THE ART OF MC TAVISHING – 2ND EDITION – EXPANDED AND REVISED by Karen McTavish (a donation)

THE BIG BOOK OF TABLE TOPPERS by Martingale Publishing – just in time to inspire us to create projects for Fire Survivors (a Donation from Loni McDonald)

THE T-SHIRT QUILT BOOK by Lindsay Conner and Carla Hegeman Crim (recommended by Joy McGoran and Cheryl Ogle)

THE JOYFUL STITCHER by Heather Peterson of Anka’s Treasures (recommended by Diana Roberts)

QUILTFOLK – ISSUE 4 – TENNESSEE – The Editor -in-Chief, Michael McCormick very kindly responded to an email I sent to him suggesting that they try larger and darker print – much easier to read the very enjoyable stories!

UNCOVERINGS, VOLUME 38 (2017), RESEARCH PAPERS OF THE AMERICAN QUILT STUDY GROUP – free with our guild’s dues

THE SOCK MONKEY QUILT – AN APPLIQUE QUILT PLUS INSTRUCTIONS FOR MAKING A REAL SOCK MONKEY by Cindi Jo (a donation)

KALEIDOSCOPE QUILT – QUILT IN A DAY by Eleanor Burns (a donation)

BEAUTIFUL QUILTS AS YOU GO by Keryn Emmer-son (a donation)

CHARM QUILTS WITH STYLE by Bobbie A. Aug and Sharon Newman – replaced the damaged library copy

BEYOND CHARM QUILTS – THE ULTIMATE CHALLENGE by Catherine L. McIntee and Tammy L. Porath – replaced the damaged library copy


Be sure to let me know if you find an item that our

Library News continued ➔

Library News continued on next page ➔

Community Quilts

Our guild continues to support the community in a big way. In 2017 we donated 1233 quilts! That is a lot of sewing and love. We have also received and donated many quilts for the fire survivors. So far I have a record of 68 "fire" quilts given out and I know many others have been donated. As quilts are finished they are finding homes. Keep working on quilts for survivors. We also continue to need Valley of the Moon quilts, sized about 40x60. Thank you so much for all your donations.

 Pam Beebe, Laura Barrett,
Nancy Stedman & Janet Tonkin

COMMUNITY QUILT SIZES

If you are making donation quilts on your own, these are the approximate sizes most needed.

32" x 40" Baby Quilts	For Sutter & Memorial NICUs, Public Health nursing, & teen moms. We provide kits for making the tops, or you may use your own fabrics.
40" x 60"	For Valley of the Moon and other Organizations serving children in need. Please use bright colors for young children or fabrics that will appeal to teenagers.
50" x 65"	For 18 year olds aging out of the Foster Care system and for women residing at the YWCA Safe House.
40" x 60"	Lap quilts for adults. Given to Secret Santa, women being served by Verity, seniors in local convalescent hospitals, & others.
Doll Quilts	For little girls & boys. We collect them throughout the year and donate during the holidays.

Thank you to all who are involved with this important outreach project!

ATTENTION!

It is that time again; time to submit your quilts for the 2018 Wine Country Quilt Show.

You can enter online

www.mqsc.org/quilt-show-entry-info.

Deadline for entries is April 8, 2018. We have additional space for the show this year; therefore we need more quilts than previous years.

Thank you,

Library News continued

library "needs" (books, DVDs, and Go! Baby dies, magazines).

Have you pawed through the ever-growing box of rulers, templates, and stencils that have been donated to our library for members to check out?

Need a fabric pen to sign a block? Sharon 'the Librarian' will loan her personal collection during meetings. Tip: Iron a piece of freezer paper to the back of the area before signing so the fabric stays taut.

And don't forget that we have magazine subscriptions to:


FONS AND PORTER'S LOVE OF QUILTING, MACHINE QUILTING UNLIMITED, AMERICAN QUILTER, QUILTMAKER, MODERN QUILTS UNLIMITED, QUILTING ARTS MAGAZINE, and MODERNE (from Quiltmania).

We also have many past issues of: PRIMITIVE QUILTS AND PROJECTS, QUILT LIFE (Alex Anderson and Ricky Tims - Discontinued with the October 2014 issue -darn!), MINIATURE QUILTS, Japanese magazines, QUILTMANIA (European), AND QUILTERS NEWSLETTER (all of the issues since the very beginning until October 2016 when, sadly, they quit publishing).

Wearing your nametag is a huge help to everyone. This is an excellent way for us to get to put names and faces together.

Check out as many of our more than 3,305 books, DVDs, and CDs, plus magazines, (and Go! Baby equipment as you wish) -- just remember to return them to the very next meeting, pretty please, as there are so many members in the guild who also wish to use the items.

Our library needs many, many volunteers. You do not need to formally sign-up to help -- we'll take whatever time you can spare before or after any meeting. If you do not like the job you are given, don't be shy -- let us know what you would rather do. I can never thank everyone enough for their assistance and support with making our library the best in the entire world!



Sharon
'The Librarian'
Fry

Friendship Blocks

Happy New Year!

2018 is starting off with a Bang – or rather a Hop – as in Bunny Hop.

Mary Ann Hayre has put in a Friendship Block request for a “Ha(y)re Tale”. You can find Mary Ann’s block description and instructions posted on the Friendship Block page on SantaRosaQuiltGuild.org. Hand-dyed indigo back ground fabric will be provided for each block.

If you are interested please contact Janice Juul to sign up for a fabric kit. The fabric will be available at the 1/18/18 Speaker Meeting.

To check how many Friendship Block credits you have earned go to the Downloads page on our web site and scroll down to the Friendship Block Credit list.

Happy New Year to the Santa Rosa Quilt Guild!



Janice Juul

UFO Challenge

New Year’s Resolutions!

How many of you have included "finish quilt" on that list of resolutions? Here’s an opportunity to get some help from your friends to complete those projects that are languishing in your closet, on the shelf or in that plastic bag. No we aren’t coming over and sewing a few blocks.

At the March business meeting, bring in that project and declare your intention to complete all or even a portion of your quilt and bet us \$5. Every month you will get a gentle email reminder. Then in September, when the UFO challenge is done, bring in your work and you will get your \$5 back, AND a fat quarter AND chocolate.

It is a fun way to move ahead on those pesky projects that have been resisting being finished.

I hope now one of your resolutions is to bring unfinished projects to the UFO challenge in March.



Ellindale Wells

Save the Date!!!!

This is a SAVE THE DATE reminder!!!

January 11th will be our all day sewing day. That means no meeting.....just sew...sew...sew. This is not a typical day that we meet so please mark your calendars as a reminder. Our regular meeting room will be set up like a Quiltathon day with irons and sewing tables. But you will be working on your own projects whether it is something for yourself or the fire survivors.

This also means that the kitchen will be closed. As my daughter likes to say “we are having a “yoyo” lunch.”....You’re On Your Own.

The room will be open from 9:00 A.M. to 3:00 P.M. This is a wonderful way to start the New Year....with friends, fabric, and the whirr of sewing machines.



Vicki David

Plentitude of Poppies

It is hard to believe that a mere four months of Opportunity Quilt raffle ticket sales remain for our ‘Plentitude of Poppies’ quilt. As most of you know our Op-Quilt is one of our main fundraisers for each year. This beautiful quilt is doing most of the work on it’s own. With the exception of during the fires, raffle ticket sales have been consistent and plentiful. A handful of members took me up on my challenge, \$5.00 in tickets at each meeting (ten tickets per 5.00 dollars). I am so grateful for this generous group of gals who have referred to this method of support as “painless.”

The quilt will be spending most of January and February at Copperfield’s Books in Montgomery Village. If you find yourself in the neighborhood, let them know how much we appreciate their generosity.

‘Plentitude of Poppies’ and a bit of bling is a beautiful Gingham Girls Pattern selected and constructed by Mary Ann Hayre, along with a team of expert block makers.

Win this quilt!



Rhonda Denny
Pam McVey

Welcome Committee

Santa Rosa Quilt Guild wants you to know that we have a Welcome Committee to assist with guests and new members. The Welcome Committee is staffed with handmaidens to guide newcomers around the room explaining each of our activity stations and make introductions to committee members.

SRQG meets on the first and third Thursdays of most months. The first meeting in 2018 is on January 4. This is a Business Meeting, when quilt-related announcements and committee reports are made followed by Show and Tell, a light buffet-style lunch (meant to supplement the sandwich you bring), Silent Auctions, and Boutique raffles.

Meetings begin promptly at 10:00am. The doors to the Scottish Rite Center on the corner of Acaica Lane and Highway 12 open at 9:30am. Parking is limited so we recommend ride sharing and/or an early arrival. The doors close at 3:00pm. Each meeting runs about two hours but there is plenty to do after the meeting.

The second meeting of each month is the Program Meeting where we feature a guest speaker and teacher. Liz Berg opens the year on January 18th & 19th with a Color Study Workshop. Workshops are held the third Friday of most months at the Luther Burbank Art and Garden Center 2050 Yulupa Ave. Workshops begin at 9:00am sharp and end at 3:30 pm. There is a 30 minute lunch break and a 30 minute group clean up. The doors lock at 4:00. Workshops cost \$40.00. There may or may not be an additional pattern or kit fee, depending upon the workshop.

Membership in the SRQG is \$35.00 a year, which is a steal of a deal, and is due now. If you haven't paid membership dues yet, make your check out to SRQG with a note in the memo section 'For 2018 dues.' For this, one may participate in Block of the Month, Friendship Blocks, Community Quilts, Sew-a-Row, Quilt-a-Thons, Technique Sharing Workshops, Boutique, Programs and Workshops (additional fees apply), as well as a world-class Library featuring over 3000 books, die cutters, rulers, stencils, dvds, patterns, and more. There are two luncheons a year; Founders Day in September (41 years strong) and a Holiday Luncheon in December. All of these activities can be found on the guild website at www.srqg.org.

If you have any questions or concerns please feel free to email me at Rhorholou@sbcglaobal.net or by phone 707.542.8013. I do screen my calls so please

Welcome Committee continued →

January 2018

Boutique and Raffle


Let me join everyone in saying I hope you all had a great Christmas and a wonderful New Year. Let's hope that 2018 is as productive, but only with enjoyable and enlightening events.

It was a nice reprieve the past few months not setting up the boutique and raffle and participating in the sew days. From comments made it appears that the majority of the members enjoy the sew days and would like to see more of them in the future months. If you are a member that would like more sew days be sure to let board members know your desires.

The boutique and raffle will resume setting up as usual in the past. Even if the boutique is not set up and there is something you need, please speak up. The cabinet is or can be opened and we can get what you want. It only takes asking. Also, suggestions on what to carry in the boutique and donations to the boutique and raffle are greatly appreciated, along with the help with setting up and taking down. Several different people have volunteered and it makes less work for all of us. If you would like to be a regular assistant in helping please let it be known as we enjoy the help and getting to know the members better. Thank you to all who have helped in past years and especially 2017. The boutique and raffle can only be a success with the help and cooperation of all members and visitors. So let's all work together to make 2018 the best, most fun and enjoyable year of all.

 Betty Upchurch

Sunshine




Knowing that someone cares can really make a person's day brighter. Please contact me by phone or email if you know someone who could use a card from the SRQG.

Happy Sewing,
Jan Westerman
(Ms. Sunshine)

Welcome Committee continued

leave a message. Do you need a ride? Call me two days before you need the ride, if possible, and I will query the membership in your neighborhood to assist.

 Rhonda Denny
Jan Westerman
Loni McDonald

www.srqg.org

Technique Sharing Workshops

Welcome to the Technique Sharing Workshops for 2018. We are starting where we left off last October and have some interesting workshops coming up that you won't want to miss.

January 18, 2018:

Plastic Project Bags with Janice Juul

These are great for supplies, projects and just about anything you can come up with. The bags can range in size from 16" x 16" to 6" x 6". Whatever size you need. The TSW will show you the tricks. No need to bring your sewing machine just stay and watch the process.

We will be making these for the Go Baby! dies as well and if you volunteer to make one or more you can get free supplies for a bag for yourself.



Coming up in the next few months:

February 15: Sew On Bindings with Vicki David

Check out this new tool and technique for getting great looking bindings with very little handwork.


March 1: Y Seams with Janet Tonkin

Frustrated as to how to get these to go together with no bumps? Come and watch Janet show you how.

April 19: Bags for Gifts with Linda Hooper

What a great way for a quilter to give a gift. A hand sewn gift bag...two gifts in one!

Watch the newsletter for more upcoming workshops from our guild experts and let's make this a great year for learning and quilting.

 Jan Nilsen

January 2018

Block of the Month

The Tubbs Fire in Sonoma County was not the only devastating fire to hit California this past fall. The Thomas Fire was also very devastating to hundreds of people in Ventura County. Many hundreds of people came to the rescue of our awesome guild by donating over 1,000 donations of fabric and related items that arrived from all over the world. Such a loving and generous outreach to us here in Sonoma County. The Ventura Modern Guild has also reached out to those affected by the Thomas Fire in Ventura County.

On their website: www.venturamodernquiltguild.com, they have posted a 12 1/2" block, Perkiomen Valley Block, to be sewn as relief for Thomas Fire victims. The block uses any solids or prints, lights and darks. I am going to assume since this is a modern quilt guild, batiks are not the fabric of choice for this block.

The January Block of the Month will be the Perkiomen Valley Block. The members of the Santa Rosa Quilt Guild will sew and bring this block to the meetings on January 4 and 18 and February 1. I will collect the blocks and send them as a group to the Ventura Modern Quilt Guild. The directions are posted on our website under the January Block of the Month, www.santarosaquiltguild.org/block.php.

Thank you sew much for your generous loving spirit.

 Cathy Conover

Cloverdale Citrus Fair

It's a bird! It's a plane!! It's Citrus Fair! Okay, I don't have anything to do with naming the Cloverdale Citrus Fair. But I do want everyone to know the important dates. The fair runs through Presidents' Day weekend, February 16 – 19, 2018. Entry forms may be found online at www.cloverdalecitrusfair.org in the Exhibitors section. The forms must be mailed or emailed to the fair office by Friday, January 26, at 5 pm. Your exhibits must be delivered to the fair on Saturday, February 3, 10 am – 5 pm. They will be picked up on Monday, February 19, 5pm – 7pm or Tuesday, February 20, 5pm – 7pm. Our guild gives a Rosette and \$25.00 for Best Hand Quilted. We also give a ribbon and \$10.00 for the Best Youth quilt so if you have young quilters around, encourage them to enter. It's a fun fair and the quilts are exhibited and handled nicely.



 Pam McVey

www.srqg.org



2018 Executive Board & Committees

2017 EXECUTIVE BOARD

President
Vice President
Treasurer
Secretary
Program Chair
Program Chair Elect
Parliamentarian
Members-at-Large

Jim Jensen
Linda Hooper
Carol Behlke
Janice Juul
Rhonda Denny
Phyllis Gallaway
Sharon Fry
Vicki David
Joy McGoran
Pam McVey
Heidi Mitarai
Margo Pitter
Mary Wood

Friendship Blocks *
Historian *
Hospitality *

Library *
Membership *

Newsletter Editor
Nominating
Opportunity Quilt Ticket Sales *
Sew-A-Row *
Sunshine *
TSW (Tech. Sharing) *
UFO Challenge
Videographer *
Website *
Welcoming Committee
Past President

Janice Juul
Sharon Fry
Carolle LeMonnier, Judy Lindberg
Georgiann Morrissey
Sharon Fry
Jan Andrews, Sue Gragg and
Vicki David
Jan Andrews
Sharon Fry
Pam McVey
Sharon Oman & Genelle Voorhees
Jan Westerman
Jan Nilsen
Ellindale Wells
Linda Hooper
Linda Hooper
Rhonda Denny
Vicki David

2017 COMMITTEES

Block of the Month *
Boutique *
Challenge Quilt
Community Quilts *
Email Coordinator *
Fair Liaison
Finance

Cathy Conover & Jeanne Parent
Betty Upchurch
Elizabeth Marrs
Laura Barrett & Janet Tonkin
Sharon Fry
Pam McVey
Carol Behlke

* Standing Committee

Remember!

NAME TAG SHOW AND TELL COFFEE MUG
LIBRARY BOOKS LUNCH NO PETS NO FRAGRANCES
REUSABLE PLATE & FORK CELL PHONE ON SILENT

SRQG 2018 Calendar

JANUARY

FEBRUARY

- 4** **Business Meeting**
Installation of Officers
Sew-a-Row Starts due
- 11** **Quilt Rave!!!**
9:00 - 3:30 Scottish Rite Center
Bring your projects and lunch for this fun day of quilting and chatting!!!
- 18** **Program Meeting**
Liz Berg ~“Art Quilts”
TSW~ Janice Juul~”Plastic Project Carriers”
Sew-a-Row Starts due
- 19** **Workshop**
Liz Berg~ “Color for Quilters”
Luther Burbank Art & Garden Center
9:00 a.m. to 3:30 p.m.
8:30 a.m. for set-up
- 25** **Board Meeting**

- 4** **QUILTATHON!!**
Bring your sewing machine or hand sewing supplies. Setup begins at approximately 9 am.
Sew-a-Row signups
Guild Challenge Introduced
- 15** **Program Meeting**
Joe Cunningham ~“My Life in Quilts”
TSW~ Vicki David~ “Sewing on Bindings”
- 16** **Workshop**
Joe Cunningham~ “Hand Quilting Omnibus”
Luther Burbank Art & Garden Center
9:00 a.m. to 3:30 p.m.
8:30 a.m. for set-up
- 16-19** **CLOVERDALE CITRUS FAIR**
- 23** **Board Meeting**

Santa Rosa Quilt Guild Affiliates

BAY QUILTS

Sally Davey
5327 Jacuzzi St. #3-C ☞ Richmond, CA 94804
(510) 558-0218
<http://bay-quilts.shoplightspeed.com/>
daveysally49@gmail.co
Monday - Friday 10:00 - 6:00
Saturday - Sunday 12:00 - 5:00

BOLT FABRIC AND HOME

Kate Barrett
219 N. Cloverdale Blvd. ☞ Cloverdale
894-2658
Tues. - Sat. 10:00 - 6:00
<http://www.boltcloverdale.com/>
info@boltcloverdale.com
10% discount for SRQG members

BROADWAY QUILTS

Gery Rosemurgy, Owner
20525 Broadway ☞ Sonoma, CA 95476
707-938-7312
www.broadwayquilts.com
Mon-Sat 9:30-5:30, 11-3 Sunday

THE LONGARM LADY

AT QUILTY PLEASURES STUDIO

Custom Machine Quilting by Gari Jones
112 Schoolhouse Lane ☞ Geyserville, CA 95441
217-0087

<http://thelongarmlady.com/>
thelongarmlady@gmail.com

Hours by Appointment

MARIAN'S MAGIC NEEDLE QUILTING

Custom Machine Quilting
Marian Drain
1140 Sanford Ranch Rd. ☞ Ukiah, CA 95482
472-0195
Hours by Appointment
<https://cuddletimequilts.wordpress.com/>
cuddletimequilts@me.com

MEISSNER SEWING & VACUUM CENTER

James Meissner
Authorized Baby Lock, Brother, Bernina,
Janome and Gammill Dealer
1250 Mendocino Ave. ☞ Santa Rosa, CA 95401
707-575-5259
<http://www.meissnersewing.com/>
Mon - Sat: 10:00 to 6:00

QUILTED ANGEL

Barbara Meikle
200 G Street ☞ Petaluma, CA
707-763-0945
Mon - Fri 10:00 - 4:00
Saturday 10:00 - 5:30
Sunday 11:00 - 4:00
<http://quiltedangel.com/>

QUILTED VINE

Machine Quilting
Lynda McLean
2080 Mt. Olive Way ☞ Santa Rosa, CA
707-528-4256
Hours by Appointment
quiltedvine@sbcglobal.net

VILLAGE SEWING CENTER

John Furtado
1455 Santa Rosa Ave. Suite B-1
Santa Rosa, CA
707-544-7529
Monday - Friday 10 am to 6 pm
Saturday 10 am to 5 pm
<https://villagesewing.com/>

**Change of
Information?
Don't forget to notify
the Membership Crew**

Workshop Etiquette

- ◆ Workshops begin promptly at 9 a.m. with set up starting at 8:30.
- ◆ Please come prepared with items as listed on the supply list.
- ◆ Silence your cell phones and other electronic devices. Cell phone calls can be returned outside the building.
- ◆ Bring your lunch. Don't plan on going out to get lunch as some instructors continue providing information during the lunch hour. Luther Burbank Art and Garden Center does have a stove, oven, microwave and refrigerator available for our use.
- ◆ Please ask consent from the instructor prior to doing any photography.
- ◆ All designs, handouts and instructions are copyrighted and owned by the instructor. Each instructor has specific policies as to how their designs, handouts and instructions may be used outside the workshop. Please check with the instructor prior to sharing the workshop materials with others.
- ◆ Please take a few minutes at the end of the workshop to help with general clean-up of the room. This would include returning chairs and extra tables to the storage closet, vacuuming if needed, emptying garbage and putting the room put back in the same configuration as found.
- ◆ Be considerate of those who are sensitive to odors by refraining from wearing colognes and scented products.
- ◆ Workshops are non-refundable unless there is a waiting list, if you are unable to attend, your fee may be transferred to another member or given as a gift.
- ◆ **THE WORKSHOP IS A CLOSED WORKSHOP.** If you are not enrolled in the workshop **DO NOT** stop by to share lunch, talk with the instructor or friends or see how the projects are developing.

We hope you come and enjoy
this year's workshops!

Rhonda Denny
Program & Workshop Chair

Gift Vouchers Now Available

Would you like to show a little appreciation to someone in the guild? We now have Gift Vouchers which can be purchased for any dollar amount you choose. The Voucher may be used for any guild activity or in the Boutique. It works just like a gift certificate, you buy it, you give it, and they spend it!

It can be used for Bus Trips, Workshops, Silent Auction, Boutique, Opportunity Quilt tickets, Membership Dues, etc. Anywhere you spend money at the Santa Rosa Quilt Guild the Voucher will be accepted.

The voucher expires one year after date of purchase, so if you are the lucky recipient of one of these vouchers, please keep a close eye on the date. Also, keep in mind that we do not give "change" if what you purchase is less than the voucher amount so spend it wisely.



The vouchers can be purchased from the Treasurer at any guild meeting. If you would like to send an anonymous gift to anyone just see the Treasurer and your secret will be safe forever!

Just one more step into the age of technology.

FOUND!



One person on the planet who seems to
actually like "Stitching in the Ditch!"
Pam McVey shows us how it's done!

YOU STILL HAVE TIME TO RENEW!!

WE CANT SAY "THANK YOU" TOO MANY TIMES TO
THE MEMBERS WHO PAID THEIR 2018 DUES
IN 2017!

WE WILL BE OPEN AND ACCEPTING RENEWALS AGAIN
ON JANUARY 2ND AND 16TH
JANUARY 25TH IS THE CUT-OFF DATE FOR
INCLUSION IN THE 2018 MEMBERSHIP ROSTER

DON'T FORGET:

CHECK FOR \$35.00 MADE TO: SRQG
EXACT CASH \$35.00

YOU MAY ALSO MAIL YOUR CHECK TO:
SRQG

P.O. BOX 9251
SANTA ROSA, CA 95405

Coming Attractions for Programs and Workshops in 2018

Instructor	Date	Website	Program	Workshop
Liz Berg	Jan 18-19	www.lizbergartquilts.com	Art Quilter	Color for Quilters
Kevin Kosbab	Feb 15-16	www.feddog.net/	Outside the Lines	Alpha Blocks
Sharon Templeton	Mar 15-16	www.thechaoticquilter.com	CHAOS	Broken Hearted
Lorraine Olsen	Apr 19-20	www.lorraineolsenquilts.com	Miniature Quilts	Miniature Blocks
Maggie Ball	May 17-18	www.dragonflyquilts.com	Quilters w/o Borders	Op-art Kaleidoscope
Mel Beach	Jun 21-22	www.melbeachquilts.com	Challenge Yourself	Magnificent Mandalas
Karla Alexander	Jul 19-20	www.saginawstreetquilts.com	Quilts From Stash	Circle Play
Paula Golden	Aug 16-17	www.paulagolden.com	Quilts Sing	Frolicking Felines
Sue Nickels	Oct 18-19	www.sue-nickels.com	Made By Machine	Machine Appliqué

SANTA ROSA QUILT GUILD



CONTACT INFORMATION

PRESIDENT

Jim Jensen

president@santarosaquiltguild.org

VICE PRESIDENT

Linda Hooper

NEWSLETTER EDITOR

Jan Andrews

editor@santarosaquiltguild.org

MEMBERSHIP

Jan Andrews, Sue Gragg
and Vicki David

membership@santarosaquiltguild.org

PROGRAMS

Rhonda Denny

programs@santarosaquiltguild.org

MEETINGS AND MEMBERSHIP

The Santa Rosa Quilt Guild meets the first and third Thursdays of each month (in December only one meeting is held on the first Thursday) at 10:00 a.m. at the Scottish Rite / Masonic Lodge in Santa Rosa, 600 Acacia Lane, between Mission Boulevard and Middle Rincon Road on Highway 12 east of Santa Rosa.

Membership dues are \$35 per year. The calendar year is January to December; new member's dues are prorated. Regular meetings, special programs, use of the extensive library and special discounts from some affiliates are benefits of membership. For More information or to send a check for dues email:

membership@santarosaquiltguild.org

Meeting Etiquette

- ◆ Please avoid chit-chat while someone is speaking to the group.
- ◆ Please peruse the Silent Auction & Boutique before or after the meeting--not during the meeting.
- ◆ Please, do not browse the speaker's sales table during the meeting.
- ◆ Please set your cell phone to silent mode or turn it off.
- ◆ At Speaker Meetings, please move to the center of the rows and eliminate empty seats, so late-comers will be able to find a seat and not disturb the group.

Thank You Sew Much!

