



President's Message

Another disruption of my quilting time ... I must confess I have really been enjoying the Winter Olympics. It's truly inspiring to watch these young athletes excel at their sport and realize their life-long dreams. Even more inspirational, especially in these times, is to witness the congregation of all countries, ethnicities, religions, genders, and colors without the distraction of politics or the distortion of societal judgement. The Games set the ultimate example of how the rest of the world should be conducting itself. Be the best you can be at what you love to do and don't pass judgement or try to force your interpretation of how "life is supposed to be" on your fellow human.

And that got me to thinking (which can be scary sometimes): we should introduce the "**Winter SEW-lympics.**"

Here are some "games" in which any of us might excel!

"Bob(-bin) Sled Ride" – a four person team must build a sled out of plastic bobbins big enough to accommodate two people. When the sled is completed, they must be able to push it across the stage. Each member of the team that figures out how to get the bobbins to stay together and cross the stage in the shortest time (with the loss of the fewest bobbins) wins a fat quarter.

"Giant Slalom (Skiing) Stitch" – individuals compete in figuring out how to sew the largest wavy stitch on their sewing machine. Use of free motion quilting is an automatic disqualification. Winner gets a spool of Aurifil thread.

"Ironing (Skate) Board" – A team sport – one person must starch and iron 4 yards of fabric, one person hangs the fabric so it does not get creases in it, one person turns the ironing board upside down, climbs aboard, and with the fabric flying behind, is pushed by the other members of the team down the hallway at the Scottish Rite. Team that has the best time (as in laughing hysterically) gets to keep the fabric.

"Freestyle (Skating) Quilting" – each of six team members select one unfinished quilt from Community Quilts. The first team to turn in all six completed quilts receives another six to quilt.

"Cross Country (Skiing) Quilt Shows" – from Paducah to Houston to PIQF, teams of four traverse the country with the intention of visiting as many quilt shows as possible in the interim. The competition lasts for the year of 2019. First team home with the most shows visited and without fallen arches or knee braces wins a year of staying home to process all the fabric they purchased.

"Curling (your hair)" – individuals are blindfolded and set up at sewing machines that have not been tuned for three years. They must thread the machine and sew a piece of denim to a piece of silk with a perfect ¼" seam. The last one to scream out enough expletives to "curl your hair" wins three days of fabric therapy at Robert Kaufman's, all expenses paid.

We could invite the Moonlight Quilters and Petaluma Quilt Guild to join us in the competition. Maybe add it to our Tri-Guild luncheon next year.

Or maybe it's just better to send your president to Tahiti for a long needed rest!

On a totally different note – as we approach St. Paddy's Day, my wish for you ...

May there always be work for your hands to do;
May your purse always hold a coin or two;
May the sun always shine on your windowpane;
May a rainbow be certain to follow each rain;
May the hand of a friend always be near you;
May your heart be filled with gladness to cheer you.

Jim Jensen

Programs & Workshops

Michelle Peerson, Fiber Artist, takes our stage Thursday, March 16th for her lecture "When Life Gives you Scraps." Her workshop is scheduled for March 17th but the topic has yet to be determined. Please check her website to help me choose between "Roosters" or "Flowers, Large Print."
(www.MichellePeerson.com)

Mark your calendars April 19th for guest speaker and teacher Lorraine Olsen, Miniature Quilt Artist and author. She will be making the journey to California from Missouri. Lorraine's lecture is "My Passion for Miniature Quilts." Her book, "Little Lone Star Quilts" introduces small versions of classic patterns. She loves using reproduction fabric, her own hand dyes, and batiks. She will have merchandise featuring her books, thread, and hand-dyed fabrics and socks.

Lorraine says, "Coming from a heritage of master craftswomen, I learned sewing, quilting and needlework skills from my mother and grandmothers. I got my first sewing machine on my 8th birthday to keep me from monopolizing my mom's.



"After my third child was born, I became very ill and it was difficult for me to sew. I discovered miniature quilts and their small scale was perfect for me. My illness has taught me patience and perseverance. That alone with a streak of perfectionism is the perfect combination for a miniature quilt maker.

"I love vintage quilts and reproduction fabrics. In much of my work I try to capture the look of a vintage quilt made from saved scraps of past projects and faded old clothes only much, much smaller."

Lorraine's workshop on April 20th at the Luther Burbank Art and Garden Center at 2050 Yulupa Ave. will host up to 25 students. There is a pattern fee of \$5.00 for 12-miniature, paper pieced, three inch-sized blocks. Remember, when enrolling in a SRQG workshop a payment must be present to hold your seat. SRQG workshops are a mere \$40.00, which is a steal for the caliber of teachers and artist we feature. If paying with cash, please see me for a receipt. Workshops begin promptly at 9:00 a.m. Bring a sack lunch for the 30-minute lunch break. Class ends at 3:30 and the doors are locked at 4:00 p.m.

If you have any questions or concerns, please feel free to contact me.

Programs & Workshops continued on next page →

March 2018

Programs and Workshops continued

March 15 & 16, 2018

Michelle Peerson

www.michellepeerson.com

Thursday lecture:

Outside the Box

Friday workshop:

Flowers, Outside the Box

Cost: \$40.00



April 21 & 22, 2018

Lorraine Olsen

www.lorraineolsenquilts.com

Thursday lecture:

My Passion For Miniature Quilts

Friday workshop:

Paper-piecing Miniature Blocks

Cost: \$40.00 + \$5.00 pattern fee



May 17 & 18, 2018

Maggie Ball

www.dragonflyquilts.com

Thursday lecture:

Quilters Without Borders

Friday workshop:

Op-art Kaleidoscope

Cost: \$40.00




Seats are still available in all three of these SRQG workshops.

Contact me for registration details!



Rhonda Denny

Sunshine



Knowing that someone cares can really make a person's day brighter. Please contact me by phone or email if you know someone who could use a card from the SRQG.

Happy Sewing,
Jan Westerman
(Ms. Sunshine)

www.srqg.org

Library News

The following is a list of the books that came into our possession since our last newsletter. For images of the covers and more detailed descriptions of the items, just click on LIBRARY on our website www.santarosaquiltguild.org. Linda Hooper has written easy-to-understand directions about how to utilize the library site. To locate her instructions, click on the underlined “here” in the second paragraph at the top of the library page. Let me know if you would like guidance with the site and we’ll sit down at the Library’s laptop computer after a meeting. *A hint: if you are looking for an author, remember to type in the last name first, and if you are searching for a book title, type in the first “important” word leaving the a, an, and the’s ‘til the end.*

Want to know what our Go! Baby Accuquilt cutting system is all about? Type in Go! in the Search box at the top of our website’s Library page and learn not only what it is, what it does, but also find a list of our dies. You can also find all of our Go! “toys” listed at the bottom of the Library’s Home Page on our website. Our thanks to guild member Mary Reder for sharing her Go! Baby cutting machine with us. Also, a thank you to Linda Silva for giving our guild the next-larger size of cutter and many dies that she won in a raffle. Reserve the machines and dies just like a library book. Yes – we give (free) lessons!

Our brand new library items:

THE CHERRYWOOD CHALLENGE 2017 – VAN GOGH – donated by Toni Anderson (see her quilt on page 13!)

LEARN TO LOVE NEEDLETURN WITH MARY SORENSEN – an excellent DVD teaching appliqué, from the type of needle, to perfect circles – recommended by Joy McGoran – be sure to check this DVD out first, then follow with the MASTER CLASS DVD.

NEEDLETURN MASTER CLASS WITH MARY SORENSEN – Check out the LEARN TO LOVE NEEDLETURN first, then perfect appliqué with this very informative DVD.

ARTFUL LOG CABIN QUILTS by Katie Pasquini Masopust – Start with a favorite photograph, break it down into sections, then create traditional log cabin blocks for a totally contemporary look.

PIECED HEXIES DEUX (yes, that is TWO in French, so that means there is a previous book, which, of course, is in our library!) – by Mickey DePre – ten more pieced hexagon designs.

Library News continued →

Library News continued

GO! Die #55007 – ROUND FLOWER (and curvy stem, leaf, and various centers) – donated by Mary Ann Hayre.

GO! Die #55029 – HEARTS (2, 3, and 4”) –an extra die for our collection, donated by Mary Ann Hayre.

GO! Die #55365 – HALLOWEEN CAT (5 x 7”) and BAT (5 x 3”) – an extra die for our collection, donated by Mary Ann Hayre.

Be sure to let me know if you find an item that our library “needs” (books, DVDs, and Go! Baby dies, magazines).

Have you pawed through the ever-growing box of rulers, templates, and stencils that have been donated to our library for members to check out?

Need a fabric pen to sign a block? Sharon ‘the Librarian’ will loan her personal collection during meetings. Tip: Iron a piece of freezer paper to the back of the area before signing so the fabric stays taut.

And don’t forget that we have magazine subscriptions to:


FONS AND PORTER’S LOVE OF QUILTING, MACHINE QUILTING UNLIMITED, AMERICAN QUILTER, QUILTMAKER, MODERN QUILTS UNLIMITED, QUILTING ARTS MAGAZINE, and MODERNE (from Quiltmania).

We also have many past issues of: PRIMITIVE QUILTS AND PROJECTS, QUILT LIFE (Alex Anderson and Ricky Tims - Discontinued), MINIATURE QUILTS, Japanese magazines, QUILT-MANIA (European), and QUILTERS NEWSLETTER.

Wearing your nametag is a huge help to everyone. This is an excellent way for us to get to put names and faces together.

Check out as many of our more than 3,305 books, DVDs, and CDs, plus magazines, (and Go! Baby equipment as you wish) ~~ just remember to return them to the very next meeting, pretty please, as there are so many members in the guild who also wish to use the items.

Our library needs many, many volunteers. You do not need to formally sign-up to help – we’ll take whatever time you can spare before or after any meeting. If you do not like the job you are given, don’t be shy – let us know what you would rather do. I can never thank everyone enough for their assistance and support with making our library the best in the entire world!



Sharon
‘The Librarian’
Fry

Welcome to the 2018 SRQG Quilt Challenge:

Sonoma Strong Wildfires, Resilience and Recovery

The obvious, compelling, undeniable choice for this year is, of course, the October wildfires.
This year's challenge is to create a quilt related to any aspect of the October wildfires.



The due date will be determined at a later date.

Your work can be any size and any style – traditional, contemporary, representational, abstract, modern or whatever.
Use whichever techniques speak to you.
There are no patterns or materials provided, but of course you may use patterns, Go Baby cutouts, embellishments, or whatever other assists you like.

Elizabeth Marrs
2018 Challenge Coordinator

Meissner Sewing & Vacuum Centers

Northern California's Largest Sewing, Quilting, and Embroidery Retailer

Free Classes

with new machine purchase

Low Price Guarantee

We will not be undersold!

On-Site Repairs

By certified sewing machine & vacuum technicians

Largest Showroom

of sewing machine furniture on the West Coast!

Meissner Complete Protection Plan

One of the best warranty plans in the industry!



Meissner

Sewing & Vacuum Centers

MEISSNER SAVINGS COUPON

20% OFF

Accessories & Notions*

Valid March 1 - 31, 2018 in store only



*Offers good March 1 - 31, 2018. Discount taken from MSRP. Not valid with any other offers. Selection varies by location. In-stock items only. Some restrictions apply. See store for details. Although we strive for accuracy in all of our publications, we are not responsible for typographical errors, misprints or printing errors.

Authorized Dealer



www.MeissnerSewing.com

Sacramento

(916) 920-2121

2417 Cormorant Way

Folsom

(916) 984-7071

Clarksville Rd. Ste. 150

Roseville

(916) 791-2121

9250 Fairway Dr., Ste. 110

Santa Rosa

(707) 575-5259

1250 Mendocino Ave

Welcome Committee

Santa Rosa Quilt Guild wants you to know that we have a Welcome Committee to assist with guests and new members. The Welcome Committee is staffed with mentors to guide newcomers around the room explaining each of our activity stations and make introductions to committee members.

SRQG meets on the first and third Thursdays of most months. The first meeting is a Business Meeting, when quilt-related announcements and committee reports are made followed by Show and Tell, a light buffet-style lunch (meant to supplement the sandwich you bring), Silent Auctions, and Boutique raffles.

Meetings begin promptly at 10:00am. The doors to the Scottish Rite Center on the corner of Acacia Lane and Highway 12 open at 9:30 am. Parking is limited so we recommend ride sharing and/or an early arrival. The doors close at 3:00 pm. Each meeting runs about two hours but there is plenty to do after the meeting.

The second meeting of each month is the Program Meeting where we feature a guest speaker and teacher. Workshops are held the third Friday of most months at the Luther Burbank Art and Garden Center 2050 Yulupa Ave. Workshops begin at 9:00 am sharp and end at 3:30 pm. There is a 30 minute lunch break and a 30 minute group clean up. The doors lock at 4:00. Workshops cost \$40.00. There may or may not be an additional pattern or kit fee, depending upon the workshop.

Membership in the SRQG is \$35.00 a year, which is a steal of a deal. For this, one may participate in Block of the Month, Friendship Blocks, Community Quilts, Sew-a-Row, Quilt-a-Thons, Technique Sharing Workshops, Boutique, Programs and Workshops (additional fees apply), as well as a world-class Library featuring over 3000 books, die cutters, rulers, stencils, dvds, patterns, and more. There are two luncheons a year; Founders Day in September (41 years strong) and a Holiday Luncheon in December. All of these activities can be found on the guild website at <http://www.santarosaquiltguild.org/>.

If you have any questions or concerns please feel free to email me or call. I do screen my calls so please leave a message.

Do you need a ride? Call me two days before you need the ride, if possible, and I will query the membership in your neighborhood to assist.

Block of the Month

Thank you to each of you for your overwhelming response to the request to sew the Perkiomen Valley Block for the fire and flood survivors in Ventura County. On Monday, February 5th, I mailed about 220 Perkiomen Valley Blocks to the Ventura Modern Quilt Guild. This outpouring of support is reflective of your commitment and love for helping our community as well as others in their time of need. Santa Rosa Quilt Guild is so awesome! Thank you.

The March BOM is "M is for Mimi's Choice." The block only involves 4 pieces. Yep, that's right! It's a quick and simple block. You can easily sew many of this block and of course, the more you sew, the greater your chances of winning the blocks. Keeping with the Color of the Year 2018, Ultra Violet, Mimi's Choice uses 3 different hues all in Ultra Violet. The block has lots of potential putting together multiple blocks in several different combinations. Hope you enjoy Mimi's Choice! The directions are on our website, www.santarosaquiltguild.org/block.php.



Special Note for New Members: Join in the fun of sewing a BOM. A new BOM is introduced at the first meeting of each month. You can increase your chances of winning by sewing several blocks because for every block turned in, you receive a raffle ticket. At the first meeting of the following month, a drawing takes place for a Guild member to win all the blocks that have been completed that month.

🌸 Cathy Conover & Jeanne Parent


Welcome Committee continued

🌸 Rhonda Denny



Plentitude of Poppies


Hello, Good People! I find it hard to believe that the Opportunity Quilt Raffle is a mere six weeks away - April 5, 2018. 'Plentitude of Poppies' is gorgeous, made by Mary Ann Hayre and her team of top-notch "sewists" from a pattern by The Gingham Girls. This quilt has been to neighboring counties, fairs, quilt shows, quilt shops, and locally-owned businesses - and, of course, to many of SRQG's meetings. The quilt does most of the work while donations roll in for an opportunity to win this beauty. With only a few weeks left to acquire tickets, now is the time to get in on the action! The quilt will be at Copperfield's Books in Montgomery Village until March 14th. Beginning March 17th it will be at the Quilt Show in Healdsburg at the Senior Center. The raffle will be held April 5, 2018, at the Scottish Rite Center on the corner of Highway 12 and 600 Acacia Lane in Santa Rosa. Remember, meetings begin at 10:00am.

 Rhonda Denny & Pam McVey

Community Quilts

I learned recently from Nancy Stedman, retired NICU nurse, that the quilts we give to NICU help protect the babies from light and sound. They are not just for the parents. At this point we have lots of NICU quilts. There is always a need for 40x60 and larger quilts for Valley of the Moon, Verity, seniors, Alternative Family services and other groups. It is really helpful if you can quilt these lap size quilts too. We have kits for NICU and VOM quilts available.


Thursday March 29th will be a Fifth Thursday gathering at Luther Burbank Garden Center. Come for good fellowship. Bring your own project or help with quilting.

 Pam Beebe, Laura Barrett, Nancy Stedman & Janet Tonkin

Sew-A-Row

WOW! We received 28 Sew-a-Rows.

Thank you for your generosity. Please stop by the hanging rack in the back of the room to view these beauties and adopt one or more. You can also adopt one or more for future months if you desire. There will be charms or chocolate for everyone who adopts a Sew-a-Row.

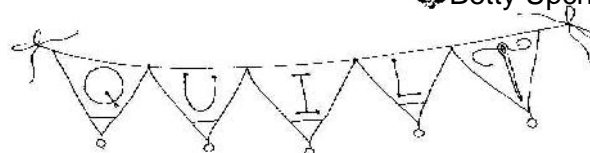
 Sharon Oman & Genelle Voorhees

Boutique and Raffle

Welcome back Chris! What a difference you make! Thanks for doing such a great job selling raffle tickets. Winners for February are Diana Watson, Linda Silva, Marilyn Avrit, and Esther Alton (twice). If you are interested in helping make up the raffle baskets, please contact Betty. Help is always appreciated. Most of the contents are supplied, so all you have to do is put the baskets together.

On a different note, unrelated: if you have not gotten your shingles shot, may I strongly advise, or insist, you do so. If it costs you, pay the price regardless of the amount. Also, regardless of whether you had chickenpox or not, at some point in your life you have been exposed and you are in danger of getting shingles. I got the shot several years ago, but for the past two weeks I have had a mild case of shingles on my stomach. Only 5 small spots. Heaven forbid it be a strong case! It has been constantly uncomfortable and at times extremely painful. It can last indefinitely. So, male or female, get that shot if you have not done so already. I would not wish this discomfort and pain on anyone!

 Betty Upchurch



COMMUNITY QUILT SIZES

If you are making donation quilts on your own, these are the approximate sizes most needed.

32" x 40" Baby Quilts	For Sutter & Memorial NICUs, Public Health nursing, & teen moms. We provide kits for making the tops, or you may use your own fabrics.
40" x 60"	For Valley of the Moon and other Organizations serving children in need. Please use bright colors for young children or fabrics that will appeal to teenagers.
50" x 65"	For 18 year olds aging out of the Foster Care system and for women residing at the YWCA Safe House.
40" x 60"	Lap quilts for adults. Given to Secret Santa, women being served by Verity, seniors in local convalescent hospitals, & others.
Doll Quilts	For little girls & boys. We collect them throughout the year and donate during the holidays.

Thank you to all who are involved with this important outreach project!

Technique Sharing Workshops

We have some interesting and informative Technique Sharing Workshops coming up in the next few months. Our members will be showing you some of the unique skills and projects they have created as well as techniques to deal with quilting challenges to improve quilting skills for all. After all, we are supposed to be having fun and not get frustrated, right! Here are a few of the upcoming workshops:

March 1, 2018

Y SEAMS with JANET TONKIN



Have you avoided some of those beautiful quilt patterns because of Y seams and how hard it is to get those seams together with no lumps?

Well, come and learn how it is done. Janet will show you her tech-

nique for fearless Y seams! Here is a sample of one of her beautiful quilts.

April 19, 2018

FABRIC GIFT BAGS with LINDA HOOPER

Fabric bags are quick and easy to make in any size and for any occasion. They are beautiful and reusable. Also a great way to use large novelty prints. Join Linda for a demonstration on bag making and stock



up before your next gift giving event and see how easy it is to get that last minute gift wrapped.

May 17, 2018

QUICK PLACEMATS FOR 'MEALS ON WHEELS' with GENELLE VOORHEES

These are fun as you can use your orphan blocks, scraps or large prints. They go together quickly and are MUCH APPRECIATED.

Please Note: For all TSWs there is usually a handout available on the website. Please download before the workshop if you plan to attend. I will only have a few available on the day of the workshop.

Plan to attend some of these and take advantage of what our skilled members can offer each other.

 Jan Nilsen

Cloverdale Citrus Fair

Santa Rosa Quilt Guild was well represented at the Cloverdale Citrus Fair this year. There were eleven winning entrants. Cheryl Ogle received a First, Best of Show Twin or Larger, and Best of Show Overall. Rhonda Denny received a First and Honorable Mention. Carol Behlke got a First, a Second, and the MQSC Best Use of Color and Design award. Sue Gragg got a First, Heidi Anderson a First, Carolle LeMonnier a First and a Second. Margo Pitter received a First and a Second, Gina Stateler-Calhoun two Seconds, Laura Barrett a Third, and Janice Rodgers two Firsts, a Second and another Second for a pillow entry. Fran Threewit received a Second. Our Best Hand Quilting Award went to Tish Warren from Ukiah (not a member yet), and our Youth Special Award went to Jasmine Zamora who is in "Beth's Club" at the Roseland University Prep High School. We enjoyed a special "Show and Tell" on March 1st with all the quilts that were entered into the Citrus Fair for those who could not make it up to Cloverdale this year. Congratulations to everyone and thanks for participating.

 Pam McVey

Friendship Blocks

Everything you wanted to know about Friendship Blocks but were afraid to ask.

Have you ever felt the urge to get a bit more involved in our guild but were afraid to ask? Here is an invitation made just for you.

Ask me about the Friendship Block Committee – it is not scary at all. It is a perfect way to meet our members and find connections. It is true – the way to meet friends is to work with them.

Basically, the Friendship Block Committee helps friends find friends to make a favorite block. How fun is that?

Find the Friendship Block area at the back of the room before the meeting. New blocks are arriving and kits are going out. I'll be happy to answer any questions you may have. If you feel this may be the perfect committee to join I can help. The Friendship Block Committee is a no stress and all fun way to become involved in our wonderful guild.

Check out the Friendship Block page on our website SRQG.ORG for more details and photos of current and archived Friendship requests.

 Janice Juul

2018 Executive Board & Committees

2018 EXECUTIVE BOARD

President
Vice President
Treasurer
Secretary
Program Chair
Program Chair Elect
Parliamentarian
Members-at-Large

Jim Jensen
Linda Hooper
Carole Behlke
Janice Juul
Rhonda Denny
Phyllis Gallaway
Sharon Fry
Vicki David
Joy McGoran
Pam McVey
Heidi Mitarai
Margo Pitter
Mary Wood

Friendship Blocks *
Historian *
Hospitality *

Library *
Membership *

Newsletter Editor
Nominating
Opportunity Quilt Ticket Sales *
Sew-A-Row *
Sunshine *
TSW (Tech. Sharing) *
UFO Challenge
Videographer *
Website *
Welcoming Committee
Past President

Janice Juul
Sharon Fry
Carolle LeMonnier, Judy Lindberg
Georgiann Morrissey
Sharon Fry
Jan Andrews, Sue Gragg and
Vicki David
Jan Andrews
Sharon Fry
Pam McVey
Sharon Oman & Genelle Voorhees
Jan Westerman
Jan Nilsen
Ellindale Wells
Linda Hooper
Linda Hooper
Rhonda Denny
Vicki David

2018 COMMITTEES

Block of the Month *
Boutique *
Challenge Quilt
Community Quilts *
Email Coordinator *
Fair Liaison
Finance

Cathy Conover & Jeanne Parent
Betty Upchurch
Elizabeth Marrs
Laura Barrett & Janet Tonkin
Sharon Fry
Pam McVey
Carole Behlke

* Standing Committee

Remember!

NAME TAG SHOW AND TELL COFFEE MUG
LIBRARY BOOKS LUNCH NO PETS NO FRAGRANCES
REUSABLE PLATE & FORK CELL PHONE ON SILENT

SRQG 2018 Calendar

MARCH

- 1** **General Meeting**
UFO Challenge begins
TSW: Janet Tonkin ~ "Y Seams"
- 15** **Program Meeting**
Michelle Peerson ~ "Outside the Box"
- 16** **Workshop**
Michelle Peerson~ "Flowers Outside the Box"
Luther Burbank Art & Garden Center
9:00 a.m. to 3:30 p.m.
8:30 a.m. for set-up
- 22** **Board Meeting**
- 24-25** **Sonoma Quilt Show**
- 29** **FIFTH THURSDAY RETREAT!**
Luther Burbank Art & Garden Center
Sewing begins at 9:00 - 3:00
Bring your own project or work on a community project! **All are welcome!**

APRIL

- 5** **General Meeting**
Valley of the Moon Quilt Parade
Opportunity Quilt Raffle
Sew-a-Row: Row 2 due
- 19** **Program Meeting**
Lorraine Olsen ~ "Miniature Quilts"
TSW~ Linda Hooper~ "Gift Bags"
- 20** **Workshop**
Lorraine Olsen ~ "Miniature Quilts"
Luther Burbank Art & Garden Center
9:00 a.m. to 3:30 p.m.
8:30 a.m. for set-up
- 26** **Board Meeting**

Santa Rosa Quilt Guild Affiliates

BAY QUILTS

Sally Davey & Abbey Shane
5327 Jacuzzi St. #3-C ☞ Richmond, CA 94804
(510) 558-0218
<http://bay-quilts.shoplightspeed.com/>
sfbayquilts@gmail.com
daveysally49@gmail.co
Monday - Friday 10:00 - 6:00
Saturday – Sunday 12:00 - 5:00

BOLT FABRIC AND HOME

Kate Barrett
219 N. Cloverdale Blvd. ☞ Cloverdale 95425
894-2658
Tues. - Sat. 10:00 - 6:00
Sunday 11:00 - 4:00
<http://www.boltcloverdale.com/>
info@boltcloverdale.com
10% discount for SRQG members

BROADWAY QUILTS

Gery Rosemurgy, Owner
20525 Broadway ☞ Sonoma, CA 95476
707-938-7312
www.broadwayquilts.com
Mon-Sat 9:30-5:30, 11-3 Sunday

THE LONGARM LADY

AT QUILTY PLEASURES STUDIO

Custom Machine Quilting by Gari Jones
112 Schoolhouse Lane ☞ Geyserville, CA 95441
217-0087
<http://thelongarmlady.com/>
thelongarmlady@gmail.com
Hours by Appointment
10:00 - 4:00 Seven days a week
By appointment

MARIAN'S MAGIC NEEDLE QUILTING

Custom Machine Quilting
Marian Drain
1140 Sanford Ranch Rd. ☞ Ukiah, CA 95482
472-0195
Hours by Appointment
cuddletimequilts@me.com

MEISSNER SEWING & VACUUM CENTER

James Meissner, Owner
P.J. Lytton, Store Manager
Authorized Baby Lock, Brother, Bernina,
Janome and Gammill Dealer
1250 Mendocino Ave. ☞ Santa Rosa, CA 95401
707-575-5259
<http://www.meissnersewing.com/>
Mon - Fri: 10:00 to 6:00
Saturday: 9:00 - 5:00

QUILTED ANGEL

Barbara Meikle
200 G Street ☞ Petaluma, CA 94954
707-763-0945
Seven days a week
11:00 - 4:00
<http://quiltedangel.com/>

QUILTED VINE

Machine Quilting
Lynda McLean
2080 Mt. Olive Way ☞ Santa Rosa, CA
707-528-4256
707-318-1940
Hours by Appointment
quiltedvine@sbcglobal.net

VILLAGE SEWING CENTER

John Furtado
1455 Santa Rosa Ave. Suite B-1
Santa Rosa, CA
707-544-7529
Monday - Friday 10 am to 6 pm
Saturday 10 am to 5 pm
<https://villagesewing.com/>
john@villagesewing.com

**Change of
Information?
Don't forget to notify
the Membership Crew**

SANTA ROSA QUILT GUILD



CONTACT INFORMATION

PRESIDENT

Jim Jensen

president@santarosaquiltguild.org

VICE PRESIDENT

Linda Hooper

NEWSLETTER EDITOR

Jan Andrews

editor@santarosaquiltguild.org

MEMBERSHIP

Jan Andrews, Sue Gragg
and Vicki David

membership@santarosaquiltguild.org

PROGRAMS

Rhonda Denny

programs@santarosaquiltguild.org

MEETINGS AND MEMBERSHIP

The Santa Rosa Quilt Guild meets the first and third Thursdays of each month (in December only one meeting is held on the first Thursday) at 10:00 a.m. at the Scottish Rite / Masonic Lodge in Santa Rosa, 600 Acacia Lane, between Mission Boulevard and Middle Rincon Road on Highway 12 east of Santa Rosa.

Membership dues are \$35 per year. The calendar year is January to December; new member's dues are prorated. Regular meetings, special programs, use of the extensive library and special discounts from some affiliates are benefits of membership. For More information or to send a check for dues email:

membership@santarosaquiltguild.org

Meeting Etiquette

- ◆ **Please avoid chit-chat while someone is speaking to the group.**
- ◆ Please peruse the Silent Auction & Boutique before or after the meeting--not during the meeting.
- ◆ Please, do not browse the speaker's sales table during the meeting.
- ◆ Please set your cell phone to silent mode or turn it off.
- ◆ At Speaker Meetings, please move to the center of the rows and eliminate empty seats, so late-comers will be able to find a seat and not disturb the group.

Thank You Sew Much!

