




# Stitch'n Times

Santa Rosa Quilt Guild  
P.O. Box 9251, Santa Rosa, CA 95405  
June/July 2019 • Vol. 43 • No. 6

## BREAKING NEWS

We were informed on Friday, May 17 that the Scottish Rite building has been sold and the Santa Rosa Quilt Guild must vacate the property by August 15, 2019! Although we knew this was coming, we were not expecting it to be so soon. In previous conversations, we were told that we could stay. Obviously, finding a new location for our new home that provides room for our meetings, tables and chairs with set up and take down, storage for our library, storage for community quilts, kitchen privileges, ice, adequate parking, etc., is a huge task.

The Elected Board promises to make this our highest priority. Our next board meeting is Thursday, May 23. You are welcome to attend and help us brainstorm what happens next. If anyone knows of a facility that might work for us and our guild's needs, please let me know as soon as possible. We will update you on all our progress towards finding a new home for our beloved Santa Rosa Quilt Guild.

 Genelle Voorhees

## Susan Silvey Sew Day

Our guild member Susan Silvey passed away recently. She loved SRQG and to show her love and appreciation for us, she left the guild \$5000.00 in her will. After much discussion at the board meeting, it was decided that we wanted to acknowledge her with a **"Susan Silvey Day"** to be held on **June 13**, which was her birthday.

We are going to have a "sew day" which means you can bring your sewing machine or hand work and sew on anything your heart desires.

This is not a regular guild day, but rather the *second* Thursday of the month, so please mark your calendars. We will start at 9:00 A.M. in our regular meeting room and end around 3:00 P.M.

It's fine if you can't stay for the entire day. We would just encourage you to come for whatever portion of the day works for you. Lunch will be provided, as well as a birthday cake to honor Susan.

Please join us as we show our appreciation to Susan Silvey for her generous donation. She would have loved to see us all sewing, visiting, laughing, and having a wonderful time.



 Vicki David

### CHANGE OF NORMAL SCHEDULE FOR JULY

SRQG will not meet on July 4 because of the holiday.

Instead of a speaker day on July 18, we will have a Sew Day (see details page 7)  
With the brief July schedule, this edition of Stitch'n Times combines June and July.



# Needle and Thread

Jim Jensen



Of all the board positions that make SRQG run smoothly, the most “behind-the-scenes” role with the most responsibility is that of vice president. The VP is liaison with the front office at the Scottish Rite. They keep track of the schedule, and assure that the room is set up in the proper configuration whether it is for business meet-

ings, speaker meetings, Quiltathons, or special events. The VP is also responsible for setting up and taking down the sound system, helping the set-up for visiting opportunity quilts, and generally making sure the room is free of hazards. It is often necessary for them to physically rearrange the tables or chairs to be sure the room flows well. The VP sits beside the president during board meetings, and runs the meetings when the president is not available. You are not likely to hear them make any VP report on stage. They provide a quiet strength that is so essential to conducting our meetings as the inspiring events they are.

How very fortunate we are to have **Jan Nilsen** as our vice president this year!

Jan developed her exceptional organizational skills during her 45 years in the nursing profession, from caring for patients in the ICU, to teaching, to providing therapy for those in crisis. When her boss at Kaiser retired, a group of her co-workers made quilt blocks as a remembrance and because she was the only one of the group that could sew, Jan made her first quilt.

She grew up with an aunt who was an excellent seamstress. Jan learned how to knit and make clothes, but school got in the way of her pursuing fiber arts as a hobby for a while. From those lessons by her aunt, she developed a great love of knitting and over the years has taken many workshops, some a week long.

Many artists like David Taylor and Rosalee Dace have inspired Jan, but she also gets inspiration more locally from the Pointless Sisters and other members of SRQG. Although she has pieced many

## Needle and Thread continued

bed-sized quilts, her current passion is for fused appliqué. She prefers to create her own designs rather than follow someone else’s pattern, so raw edge appliqué is very well suited to Jan’s artistic bent. Her philosophy is “It doesn’t really matter what you’re working on as long as it brings out the artist in you and you find your personal voice.”

She enjoys going to many workshops and retreats, especially Bishop’s Ranch. Although Jan appreciates the short workshops we offer at the guild, she really prefers the intensive workshops that take a week or so to really get into a project and finish it.

Therefore, it’s no surprise that she has very few UFOs – currently maybe four. Jan doesn’t like things sitting around and is prone to finish something when she gets started. If her space is all cluttered, she says she can’t think clearly. Jan tends to keep most of her creations and often changes out the displays at home.

Jan loves the guild for how involved everyone is in such a variety of activities. After being in the guild for five years, it feels like family. She likes how people take care of each other even outside of guild activities. Jan is inspired by the variety of work and is amazed at what she sees during Show-and-Tell. Quilting is not a competition. Everyone celebrates each other’s creation, whether a beginner or a more experienced stitcher. That acknowledgement that quilting is not a competition explains why she doesn’t put entries in the juried shows like the county fair.

As one of the primary members teaching students to quilt at Beth’s Sewing Club at Roseville Prep, she wishes that people would get more involved with teaching sewing to the younger generations. In today’s device-driven world, sewing could become a lost art. Jan feels getting people involved in quilting has become one of her best achievements. She is really enjoying making art quilts and finds herself moving toward more abstract designs. Jan has gotten away from taking on a challenge just to do it. She likes to get into a project and let the quilt tell her where it wants to go. That’s her real artistic zone.

Outside of her quilting world, Jan is a real car buff and has a special interest in electric cars. She can often be found reading up on what’s happening with fuel efficiency and advances in the industry. And, of course, she loves spending time with her Maine Coon kitties and hanging out with them in the garden.

We are so fortunate that Jan Nilsen has volunteered to be our vice president.

*Jim*

[www.srqg.org](http://www.srqg.org)

Needle and Thread continued →

# Programs and Workshops

A calendar with the full schedule of this year's programs and workshops is available on our website at <http://www.santarosaquiltguild.org/programs.php>

June 20 & 21, 2019

Jane Tenorio Coscorelli

Program: "Quilt-A-Beast"

Workshop: "Altar Quilt - Day of the Dead"



"Quilt-a-Beast" is the title of the lecture that will be presented by Jane Tenorio Coscorelli on June 20. Jane is a free-lance artist who has combined her artistic talent and love of quilting to create "1/4 Inch Publishing." For the past thirteen years she has successfully designed and produced her product line of books, patterns, fabrics, and notions.

She is a renowned author, artist, and quilter whose talents have been featured in the Steven Spielberg movie "How to Make an American Quilt," Vista Quilts, and on Simply Quilts. Jane has taught across the country educating adults and children through sharing her stories. Jane has been a staple at literacy conventions, ethnic festivals, and national quilt shows. In 2005 she joined a creative team of studio designers to create fabric lines that represent her Latin heritage. With her vibrant choice of colors, patterns, and texture designs she hopes to inspire the quilter in all of us.

The workshop on Friday, June 21 is "Altar Quilt - Day of the Dead". Learn what the Day of the Dead celebration is all about using fabric. You will build your own Altar quilt and embellish it with the memories of those you love. The pattern will be provided. The workshop will be held at the Village Sewing Center.



Janice Rodgers

August 15 & 16, 2019

Jane Haworth

Program: "Living a Creative Life"

Workshop: "Love of Pets Fabric Collage"

Living a Creative Life with Jane Haworth

During her August 15 lecture/trunk show, Jane Haworth will discuss the influences that have made her the quilt maker she is today. She will share some of her favorite techniques with us. Jane will talk about setting up an Etsy shop and how she uses this for her T-shirt quilt business. She will also describe some of the challenging requests she receives from clients, and how trying something new brings out her creative spirit. Jane's goal is to inspire quilters to go out of their comfort zone and just have fun creating.

Jane's workshop is called "Love of Pets Fabric Collage". If you ever wanted to make a quilt of your pet, then this is the class for you. Your pattern will be a photo enlargement that you bring to class, and Jane will demonstrate the raw edge appliqué technique she uses. It's a fun, forgiving, cut-and-glue method that uses no fusible. It will not be necessary to bring your sewing machine.

Supply List

The materials list will be available in May and will describe what to bring, a good photo to choose, and how to make the needed enlargement.



Janice Rodgers

## Sew-a-Row



**Sew-a-Row** is in full swing! Summer is almost here and there is still plenty of time to pick a Sew-a-Row block to work on. There are many interesting and challenging blocks to choose from. Please come by and take a look at what we have at the next guild meeting.



Jeanne Parent

## Friendship Block

Friendship Block!!

You may be wondering exactly what this is. It's very simple: you sign up and make a block that someone has requested. You get credits for the blocks you make and when you have three or more, then you may sign up and request blocks to be made for you. Many beautiful quilts have been made from Friendship Block requests. Take a peek at the Friendship Block archives on the website ([www.SRQG.org](http://www.SRQG.org)) to see some of these wonderful quilts from the past and be inspired. If you have any questions or would like more information please contact me.

A friendly reminder – if you signed up to make a **Scrappy Kittens Galore** block for Ann Nolen, please turn them into me at the next meeting.

I am extending the due date for **Winter** blocks requested by Joyce Wood to June 20. Remember, this is anything related to winter. Any size up to 12-1/2" unfinished and any style, method, embellished or not.

If you would like to request blocks made for you and have 3 or more credits just let me know. If you are not sure how many credits you have, you may contact me or find the information on the website.



Heidi Mitarai

## Century of Women's Progress

### Century of Women's Progress 2020 Story Quilt Challenge!

**The Century of Women's Progress Quilt Challenge** is a voluntary collaboration of quilt enthusiasts, arts organizations, and museum and historical groups in the San Francisco Bay Area.

We are seeking a wide array of small quilts (30" h x 20" w) using traditional, contemporary, and innovative techniques, inspired by any aspect of progress for women and girls in the United States. The focus can be an individual woman, all women and groups of women, movements, organizations, historical events, and personal experiences between 1920 and the present. An entry into this competition includes an original quilt and the accompanying story about the subject of that quilt.

Entries will be accepted 12/1/2019 through 1/4/2020, so you have plenty of time to find an interesting subject and conceptualize your quilt! Eighty quilts selected by a professional jury will be exhibited in an online gallery through February 2022, and forty quilts from the online exhibit will be featured in a special exhibit at East Bay Heritage Quilters' biennial show, **Voices in Cloth**, March 21 & 22, 2020, at Craneway Pavilion on the waterfront in Richmond, California.

Visit <http://www.centuryofwomensprogress.com/> for entry information. The competition guidelines can be printed from the site.



Linda Morand

## New Members

We always celebrate the addition of new members to the Santa Rosa Quilt Guild, and appreciate the new energy and ideas they bring with them.

Please make it a point to extend a warm welcome to these new members who joined us in May.

Mary Grandgeorge

Brenda Kobrin

Janet Madigan

Marta McNaughton

Kathy Sansone

Juli Watt



Jan Andrews

Welcome!

## Sewlutions

Do you wish your work area was more organized? How many of you have walked into your quilting space and said, "I wish I could find that teal fabric with the yellow flowers on it," and it takes way too much time to actually find it, if it can be found at all? After starting completely over building a quilt space, I was recently able to implement some organizational wisdom I acquired along the way.

I found organizing fabric first by size, then by color works best for me. All of my fat quarters are folded the same way and each color has a basket that is an open plastic mesh, so that you can see the fabrics without pulling them off the shelf. If they don't completely fill the basket, I use book ends to hold the fat quarters in place so they can be easily added or subtracted.



Yardage is folded around comic book cardboard and sorted by color, and then it is kept on an open bookshelf so that it can easily be identified. I

also use the same approach with other things in my space. Thread, buttons and ribbon are sorted by color and stored in clear jars on the bookshelf. I think of my fabric and all the colors in my quilt room as a decoration as well as inventory, and try to display them like a quilt shop. The tools I use frequently like pins and cutter and seam ripper are stored in drawer organizers that are clipped together for ease of use.

Since they are always together, I don't have to chase them down each time I need one of them. After each project, I create order again before I start on the next one. That works for me, makes me happy and feeling creative. If you have trouble finding things in your quilt space, consider seeking out organizing books or websites that will help you find an organizing style that works for you.

 Toni Anderson

## Challenge Quilt 2019




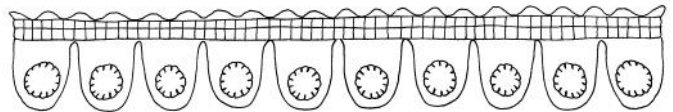
Get ready to share! The 2019 SRQG Challenge is due on **August 3** at our business meeting! Are you finishing up your entry so that you can share it with us?

Inspire your friends and fellow members!

Suggested size is 18" on a side, more or less. Any techniques, any style. If you can, tell us a story to go with it. Or tell us how your idea developed into fiber. Or, if you don't want to speak to the whole large group of members, just show your work for all to enjoy.

Make 2, they're small.

 Elizabeth Marrs



## Sonoma County Fair



The theme for the Sonoma County Fair this year is "**Back to Our Roots in Cowboy Boots**"!!! The dates of the fair are August 1 through August 11. There is a \$2.00 entry fee per quilt and you can enter two quilts per class. Exhibitors' books will be available online, at the quilt guild meetings, at the public libraries, and at the fair office. You can only enter online at <http://www.sonomacountyfair.com/>. **Entries are due by 11:59 pm on June 30.** There will be computers and help available at the fair office if needed. Quilts must be delivered on Monday, July 15, 12:00 – 7:00 in the Garrett Building, and will be released Wednesday, August 14, 12:00 – 5:00. I will have the sign up sheets for volunteers to demonstrate quilting and sell tickets for our opportunity quilt at all guild meetings through August 1. I hope to see lots of quilts hanging in the hall. Working at the fair brightens my days.

 Pam McVey

# Library News

The following is a list of the books that came into our possession since our last newsletter. For images of the covers and more detailed descriptions of the items, just click on LIBRARY on our website [www.santarosaquiltguild.org](http://www.santarosaquiltguild.org) Linda Hooper has written easy-to-understand directions about how to utilize the library site. To locate her instructions, click on the underlined "here" in the second paragraph at the top of the library page. Let me know if you would like guidance with the site and we'll sit down at the Library's laptop computer after a meeting. *A hint: if you are looking for an author, remember to type in the last name first, and if you are searching for a book title, type in the first "important" word leaving the a, an, and the's 'til the end.*

Want to know what our Go! Baby Accuquilt cutting system is all about? Type in Go! in the Search box at the top of our website's Library page and learn not only what it is, what it does, but also find a list of our dies. You can also find all of our Go! "toys" listed at the bottom of the Library's Home Page on our website. Our thanks to guild member Mary Reder for sharing her Go! Baby cutting machine with us. Also, a thank you to Linda Silva for giving our guild the next-larger size of cutter and many dies that she won in a raffle. Reserve the machines and dies just like a library book. Yes – we give (free) lessons!

Our brand new library items:

**QUITFOLK – ISSUE 10 – VERMONT** – articles include Shelburne Museum, a "queen quilting bee," collector Robert Shaw, a quiltmaker inspired by crop circles, Calvin Coolidge (our only president who is known to have made a quilt), the Jane Stickley quilt, Grandma Moses, modern quilters along with traditionalists ~~ and "sew" much more. The photographs of this beautiful state, and the stories will make us want to pack a suitcase.

**MODERN APPLIQUE ILLUSIONS** – by Casey York – Learn to create perspective and depth – donated by Melissa Trunick

Be sure to let me know if you find an item that our library "needs" (books, DVDs, and Go! Baby dies, magazines).

*Have you pawed through the ever-growing box of rulers, templates, and stencils that have been donated to our library for members to check out?*

Need a fabric pen to sign a block? Sharon 'the Librarian' Fry will loan her personal collection during meetings. Tip: Iron a piece of freezer paper to the

Library News continued →

## Library News continued

back of the area before signing so the fabric stays taut.

And don't forget that we have magazine subscriptions to:

FONS AND PORTER'S LOVE OF QUILTING, AMERICAN QUILTER, QUILTMAKER, QUILTING ARTS MAGAZINE, and MODERNE (from Quiltmania).

We also have many past issues of:

MACHINE QUILTING UNLIMITED, MODERN QUILTS UNLIMITED, PRIMITIVE QUILTS AND PROJECTS, QUILT LIFE (Alex Anderson and Ricky Tims - Discontinued with the October 2014 issue - darn!), MINIATURE QUILTS, Japanese magazines, QUILTMANIA (European), and QUILTERS NEWSLETTER (all of the issues since the very beginning until October 2016 when, sadly, they quit publishing).

Wearing your nametag is a huge help to everyone. This is an excellent way for us to get to put names and faces together.

Check out as many of our more than 3,464 books, DVDs, and CDs, plus magazines, (and Go! Cutting equipment as you wish) ~~ just remember to return them to the very next meeting, pretty please, as there are so many members in the guild who also wish to use the items.

Our library needs many, many volunteers. You do not need to formally sign-up to help – we'll take whatever time you can spare before or after any meeting. If you do not like the job you are given, don't be shy – let us know what you would rather do. I can never thank everyone enough for their assistance and support with making our library the best in the entire world!



## Board Meeting

Thursday, June 27, 2019

10:00 a.m.

Scottish Rite Family Room

All Members Are Welcome

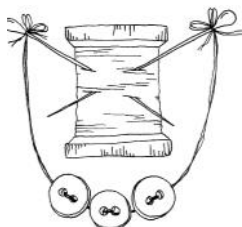
## Community Quilts

Summer is coming! It's time for families, travel, and quilting. The guild has scheduled some extra sew days this year. That might be a great time for you to make a lap size quilt for the community. They go to seniors, Verity, foster kids, and women in the safe house. The need is ongoing. As summer wraps up there will be a Fifth Thursday sew day in August sponsored by Community Quilts. The fair is in August and you can work on a quilt while representing the guild.

Our May quiltathon was very successful. We completed 84 quilts to start rebuilding our stock to hand out this year.

Wishing you have a safe, healthy summer.

Thank you to all who so generously participate in making quilts for our community!



Pam Beebe  
Laura Barrett  
Nancy Stedman  
Janet Tonkin

## Block-of-the-Month



Welcome to "SRQG Stash Busting: Traditional, Simple, and Can You Say 'Hmm!' Block-of-the-Month for 2019." June/July's block is called **Quilter's Choice**. Using any block pattern you would like, make a red, white, and blue block, unfinished at

9-1/2"! Go to our website, [www.santarosaquiltguild.org/block.php](http://www.santarosaquiltguild.org/block.php) for all the details of this fun block. We hope you enjoy June/July's block!



Congratulations to Liz Park and Jan Westerman for winning a set of April's BOM blocks. Have fun putting them together!



Betsy Smith  
Nadine Heppell

## Special Sew Day

### Save the Date!

### July 18

Okay Ladies and Gentlemen....You asked for it and your board delivered! We have added extra personal sew days to our calendar. The next one coming up is on **July 18** in our meeting room from 9:00 A.M. to around 3:00 P.M.

This is the time to visit with friends, sew on your own project, or walk around and peek over friends' shoulders to learn new techniques. This day is whatever you make it.

We will have a BRIEF business meeting because it will be the only meeting in July (the first meeting falls on July 4th). Following the meeting will be "sew" time....or "visit" time....or whatever you makes you happy.

Please bring you own lunch (BYOL)...our kitchen helpers need a "sew" day also, but Margo Pitter will be on hand to make coffee and iced tea.

So set aside July 18 and join us. If you are new to the guild, this would be a wonderful way to meet new people. If you are "old" to the guild then this is a wonderful way to reconnect.

See you there!



Vicki David

## COMMUNITY QUILT SIZES

If you are making donation quilts on your own, these are the approximate sizes most needed.

32" x 40" Baby Quilts	For Sutter and Memorial NICUs, Public Health nursing, and teen moms. We provide kits for making the tops, or you may use your own fabrics.
40" x 60"	For Valley of the Moon and other organizations serving children in need. Please use bright colors for young children or fabrics that will appeal to teenagers.
50" x 65"	For 18 year olds aging out of the Foster Care system, and for women residing at the YWCA Safe House.
40" x 60"	Lap quilts for adults to be handed out by Secret Santa, women being served by Verity, seniors in local convalescent hospitals, and others.
Doll Quilts	For little girls and boys. We collect them throughout the year and donate during the holidays.

# 2019 Elected Board & Committee Chairs

## 2019 EXECUTIVE BOARD

President  
Vice President  
Treasurer  
Secretary  
Program Chair  
Program Chair Elect  
Parliamentarian  
Members-at-Large

Genelle Voorhees  
Jan Nilsen  
Carole Behlke  
Jan Andrews  
Janice Rodgers  
Ann Nolen  
Chris Nolen  
Toni Anderson  
Vicki David  
Pam McVey  
Heidi Mitarai  
Margo Pitter  
Mary Wood

## 2019 COMMITTEES

Block-of-the-Month\*  
Boutique\*  
Budget  
Challenge Quilt  
Community Quilts\*  
Corresponding Secretary  
Crafts Fair

Betsy Smith  
Betty Upchurch  
Carole Behlke  
Elizabeth Marrs  
Laura Barrett  
Janice Juul  
Bonnie Butler-Sibbald

Email Coordinator\*  
Fair Liaison  
Field Trip  
Friendship Blocks\*  
Historian\*  
Hospitality\*  
Library\*  
Membership\*  
Newsletter Editor  
Nominating Committee\*  
Opportunity Quilt Ticket Sales\*  
Sew-A-Row\*  
Sewing Room Sale  
Sunshine\*  
TSW (Technique Sharing Workshop)\*  
UFO Challenge  
Videographer\*  
Website\*  
Welcoming Committee  
Past President

Sharon Fry  
Pam McVey  
Marsha McAlpin  
Heidi Mitarai  
Sharon Fry  
Carolle LeMonnier  
Sharon Fry  
Jan Andrews  
Jim Jensen  
Chris Nolen  
Frances Evans  
Jeanne Parent  
Joy McGoran  
Jan Westerman  
Bonnie Butler-Sibbald  
Ellindale Wells  
Linda Hooper  
Linda Hooper  
Rhonda Denny  
Jim Jensen

\* Standing Committee

# Remember!

- NAME TAG • SHOW AND TELL • BEVERAGE CONTAINER •
- LIBRARY BOOKS • LUNCH • NO PETS • NO FRAGRANCES •
- REUSABLE PLATE AND FORK • CELL PHONE ON SILENT •

## SRQG 2019 Calendar

### JUNE

### JULY

1-2

Wine Country Quilt Show

4

Holiday

6

General Meeting

There will be no meeting

Linda Hooper - Navigating the SRQG Website  
Sew-A-Row - Row 3 is Due  
Awards Nominations Due  
TSW - Ellen Cooper - "Embellishing Canvas Shoes"

18

Guild Sew Day!

Free Guild Sewing Day

Scottish Rite Center  
9:00 a.m. to 3:30 p.m.  
8:30 a.m. for set-up crew only  
Doors for general sewers will not be open until 9:00

13

Susan Silvey Sew Day

Scottish Rite 9:00 a.m. to 3:00 p.m.  
Lunch Included

25

Board Meeting

20

Program Meeting

Jane Tenorio Coscarelli: "Quilt-A-Beast"  
TSW: Betsy Smith - "Triangle Ruler"

21

Workshop

Jane Tenorio Coscarelli:  
"Altar Quilt - Day of the Dead"  
Village Sewing Center  
9:00 a.m. to 3:30 p.m.

27

Board Meeting

We are in the process of finding a new home for SRQG. June and July will be a time to find a new location, assess what we need to do for the move, and packing. This calendar is subject to change. You will be notified by email about the latest developments.



# Santa Rosa Quilt Guild Affiliates

## BAY QUILTS

Sally Davey & Abbey Shane  
5327 Jacuzzi St. #3-C  
Richmond, CA 94804  
(510) 558-0218

<http://bay-quilts.shoplightspeed.com/>  
[sfbayquilts@gmail.com](mailto:sfbayquilts@gmail.com)  
daveysally49@gmail.co

Monday - Friday 10:00 - 6:00  
Saturday - Sunday 12:00 - 5:00

## BOLT FABRIC AND HOME

Kate Barrett  
219 N. Cloverdale Blvd.  
Cloverdale 95425  
894-2658

Tues. - Sat. 10:00 - 6:00  
Sunday 11:00 - 4:00

<http://www.boltcloverdale.com/>  
[info@boltcloverdale.com](mailto:info@boltcloverdale.com)

10% discount for SRQG members

## BROADWAY QUILTS

Gery Rosemurgy, Owner  
20525 Broadway  
Sonoma, CA 95476  
707-938-7312

[www.broadwayquilts.com](http://www.broadwayquilts.com)

Mon-Sat 9:30-5:30, 11-3 Sunday

## CLOVERDALE QUILTING

Margaret Davids, Owner  
111 Lake St.  
Cloverdale, CA 95425  
415-577-8407

<https://www.cloverdalequilting.com/>  
[cloverdalequilting@gmail.com](mailto:cloverdalequilting@gmail.com)

Hours by Appointment

## MARIAN'S MAGIC NEEDLE QUILTING

Custom Machine Quilting  
Marian Drain  
1140 Sanford Ranch Rd.  
Ukiah, CA 95482  
472-0195

Hours by Appointment  
[cuddletimequilts@me.com](mailto:cuddletimequilts@me.com)

## QUILTED ANGEL

Barbara Meikle  
200 G Street  
Petaluma, CA 94954  
707-763-0945

Seven days a week  
11:00 - 4:00

<http://quiltedangel.com/>

## QUILTED VINE

Machine Quilting  
Lynda McLean  
2080 Mt. Olive Way  
Santa Rosa, CA  
707-528-4256  
707-318-1940


Hours by Appointment  
[quiltedvine@sbcglobal.net](mailto:quiltedvine@sbcglobal.net)

## VILLAGE SEWING CENTER

John Furtado  
506 Lewis Rd.  
Santa Rosa, CA 95404  
707-544-7529

Monday - Friday 10 am to 6 pm  
Saturday 10 am to 5 pm

<https://villagesewing.com/>  
[john@villagesewing.com](mailto:john@villagesewing.com)



**Meissner**  
Sewing & Vacuum Centers

**MEISSNER SAVINGS COUPON**

Exclusive for Guild Members!

**20% OFF**

**IN-STOCK ACCESSORIES & NOTIONS\***

\*Discount taken from MSRP on in-store purchases. Not valid with any other offers. Selection varies by location. In-stock items only. Some restrictions apply. See store for details.



**Visit us at our NEW home at 1455 Santa Rosa Ave.**  
Now with more space for in-store events, fabric, and more of the products you love!





www.MeissnerSewing.com

PROUD TO BE AN AUTHORIZED DEALER Availability varies by store.



<b>Sacramento</b> 2417 Cormorant Way <b>(916) 920-2121</b>	<b>Folsom</b> 98 Clarksville Rd., Ste. 130 <b>(916) 984-7071</b>	<b>Roseville</b> 9250 Fairway Dr., Ste. 110 <b>(916) 791-2121</b>	<b>Santa Rosa</b> 1455 Santa Rosa Ave. <b>(707) 575-5259</b>	<b>San Jose</b> 4688 Meridian Ave. <b>(408) 264-4880</b>
--	--	---	--	--



## Local Quilt Guilds

- |   |   |  |
|---|---|--|
| <b>NORTHERN CALIFORNIA QUILT COUNCIL</b><br><a href="http://www.ncqc.net/">http://www.ncqc.net/</a>   | <b>Moonlight Quilters of Sonoma County</b><br><a href="http://www.mqsc.org/">http://www.mqsc.org/</a>                                       | <b>Petaluma Quilt Guild</b><br><a href="http://www.petalumaquiltguild.org/">http://www.petalumaquiltguild.org/</a>                             |
| <b>Carquinez Straight Stitchers (Benicia)</b><br><a href="http://www.cssquilter.org/">http://www.cssquilter.org/</a>                                | <b>Mt. Tam Quilt Guild (Marin County)</b><br><a href="http://www.mtqg.org/">http://www.mtqg.org/</a>  | <b>Piecemakers Quilt Guild of So. Alameda Co. (Fremont)</b><br><a href="http://www.piecemakersguild.org/">http://www.piecemakersguild.org/</a> |
| <b>Diablo Valley Quilters (Danville)</b><br><a href="http://www.diablovalleyquilters.com/">http://www.diablovalleyquilters.com/</a>                 | <b>Napa Valley Quilters Guild</b><br><a href="http://www.napavalleyquilters.org/">http://www.napavalleyquilters.org/</a>                    | <b>San Francisco Quilters Guild</b><br><a href="http://www.sfquiltersguild.org/">http://www.sfquiltersguild.org/</a>                           |
| <b>East Bay Heritage Quilters (Albany)</b><br><a href="http://ebhq.org/">http://ebhq.org/</a>   | <b>North Wind Quilters Guild (Fairfield)</b><br><a href="http://www.northwindquiltersguild.com/">http://www.northwindquiltersguild.com/</a> | <b>Santa Clara Valley Quilt Association (Campbell)</b><br><a href="http://www.scvqa.org/">http://www.scvqa.org/</a>                            |
| <b>Guild of Quilters of Contra Costa County</b><br><a href="http://www.gqccc.org/">http://www.gqccc.org/</a>  | <b>Pacific Piecemakers Quilt Guild (Gualala)</b><br><a href="http://www.pacificpiecemakers.org/">http://www.pacificpiecemakers.org/</a>     | <b>Sonoma Quilters United in Loose Threads</b><br><a href="http://sonomaquilt.webs.com/">http://sonomaquilt.webs.com/</a>                      |
| <b>Ladies of the Lake Quilt Guild (Kelseyville)</b><br><a href="http://www.llqg.org/">http://www.llqg.org/</a>                                      | <b>Pajaro Valley Quilt Association (Aptos)</b><br><a href="http://pvqa.org/">pvqa.org</a>   | <b>Vallejo Piecemakers (Vallejo)</b><br><a href="http://vallejopiecemakers.org/">http://vallejopiecemakers.org/</a>                            |
| <b>Mendocino Quilt Artists Guild (Ukiah)</b><br><a href="http://mendocinoquiltartists.blogspot.com/">http://mendocinoquiltartists.blogspot.com/</a> | <b>Peninsula Quilters Guild (Redwood City)</b><br><a href="https://www.peninsulaquilters.org/">https://www.peninsulaquilters.org/</a>       |  |
| <b>Monterey Peninsula Quilters Guild</b><br><a href="http://www.mpqg.org/">http://www.mpqg.org/</a>   |   |  |

# SANTA ROSA QUILT GUILD



## CONTACT INFORMATION

### PRESIDENT

Genelle Voorhees  
president@srqg.org

### VICE PRESIDENT

Jan Nilsen

### NEWSLETTER EDITOR

Jim Jensen

### MEMBERSHIP

Jan Andrews, Sue Gragg,  
and Vicki David

### PROGRAMS

Janice Rodgers

## MEETINGS AND MEMBERSHIP

The Santa Rosa Quilt Guild meets the first and third Thursdays of each month (in December only one meeting is held on the first Thursday) at 10:00 a.m. at the Scottish Rite / Masonic Lodge in Santa Rosa, 600 Acacia Lane, between Mission Boulevard and Middle Rincon Road on Highway 12 east of Santa Rosa.

Membership dues are \$35 per year. The calendar year is January to December; new members' dues are prorated. Regular meetings, special programs, use of the extensive library, and special discounts from some affiliates are benefits of membership.

## MEETING ETIQUETTE

- ◆ **Please avoid chit-chat while someone is speaking to the group.**
- ◆ Please peruse the Silent Auction and Boutique before or after the meeting--not during the meeting.
- ◆ Please, do not browse the speaker's sales table during the meeting.
- ◆ Please set your cell phone to silent mode or turn it off, and do not take photographs during presentations.
- ◆ At Speaker Meetings, please move to the center of the rows and eliminate empty seats so late-comers will be able to find a seat and not disturb the group.

*Thank You Sew Much!*

