



# Stitch'n Times

Santa Rosa Quilt Guild

P.O. Box 9251, Santa Rosa, CA 95405

November/December 2019 • Vol. 43 • No. 10

## President's Message

This is our final edition of *Stitch'n Times* for 2019. I want to thank all of you for making this such an interesting and fun filled year. You have been very supportive and it has been a pleasure being your President! I am looking forward to the many activities we have planned for November and December. To view all the events planned, check out the Santa Rosa Quilt Guild's website ([SRQG.org](http://SRQG.org)) and scroll down the main page to see the 2019 Calendar.

With several special days ahead of us, I feel that Thanksgiving is my favorite. I love cooking and baking and having my children and grandchildren gather with us. We celebrate on Thanksgiving Eve so our children and grandchildren can celebrate with their other family (in-laws) on Thanksgiving Day. We enjoy spending Thanksgiving Day together with lots of yummy leftovers. May you all spend special days with family and friends!

Quilt on!

 Genelle Voorhees

## 2020 Board Candidates

This year's Nominating Committee was comprised of Chris Nolen, Parliamentarian; Mary Wood and Margo Pitter, Board Members; and Sharon Fry and Jim Jensen, Active Members. Our thanks go to them for presenting us with an excellent list of candidates.

Election for the 2020 Board by the Active Members will take place during the meeting on November 7.

The Nominating Committee is pleased to announce the following slate of candidates for the 2020 Santa Rosa Quilt Guild Board:

President – Genelle Voorhees

Vice President – Jan Nilsen

Treasurer – Carole Behlke

Secretary – Jan Andrews

Parliamentarian – Jim Jensen

Program Chair – Ann Nolen

Program Chair Elect – Bonnie Butler-Sibbald

### 2020 Board Candidates continued

Member-at-Large – Toni Anderson

Member-at-Large – Vicki David

Member-at-Large – Heidi Mitarai

Member-at-Large – Margo Pitter

Member-at-Large – Mary Wood

Member-at-Large – Alana Colburn

We are grateful to have such a talented group to guide us in the next year.

### Board Meeting

No Board Meeting in November

The next meeting will be the

Joint Board Meeting

December 10

10:00 a.m.

Luther Burbank Arts and Garden Center

All Members Are Welcome

2020 Board Candidates continued →

# Needle and Thread

by Jim Jensen

“Being grateful all the time isn’t easy. But it’s when you least feel thankful that you are most in need of what gratitude can give you – perspective. Gratitude can transform any situation. It alters your vibration, moving you from negative energy to positive. It’s the quickest, easiest most powerful way to effect change in your life — this I know for sure.”  
~ Oprah Winfrey

Sitting here at my desk, looking out my window at the yellow sky, knowing that the smoke in the air is the shadow of forest life and people’s dreams ... I am so grateful. I am grateful for the brave women and men who have put their lives on hold and on the line to prevent the fires from getting worse, and are protecting the lives and wellbeing of neighbors and strangers. I am grateful for this loving Sonoma County community for its patience and forbearance while dealing with yet again another stressful October. I am grateful for the members of the Santa Rosa Quilt Guild for their kind hearts and their compassionate outreach. As difficult as this time may be, we are all so fortunate to share this experience together – perspective.

“Gratitude” has been an on-going topic in many of the “Stitch’n Times” articles this year. I recently reached out to the membership to give them an opportunity to express what has made them grateful this year. Thank you all for your responses. It will take a couple issues of this newsletter to include all your sharing, so I am going to break it up into two general categories: “Welcome” and “A Friend In Deed.”

## Welcome

I would like to express a special gratitude to Elaine Tucker.

After my husband passed away in 2017, I made the big decision to move to Santa Rosa in 2018 to be closer to my two sisters and longtime friend. It was hard to leave my past relationships, quilt friends, and change my whole life!

The first week I moved in Elaine came across the street and introduced herself as my neighbor.

We chatted and she asked me about my interests. I told her I was a quilter and she said great “you can go to the next Santa Rosa Quilt Guild meeting with me!”

And that was it! I was in!

## Needle and Thread continued

She introduced me around and has been a dear friend to me.

Through the guild I have been made to feel so welcome to the area and I am so grateful!!! Filled with love and joy....

~Maureen Porter

I have been thinking about my experiences at our guild. It has been very welcoming. What really stands out in my mind is when I was new and unsure if I really belonged with all these accomplished quilters, Sharon Fry would always ask me if there was anything that I needed help with. She would take me in the back to the library with a smile, help me find the perfect book for a project, and enthusiastically assure me that there would be something in the book that would answer my question. Sharon is a wonderful ambassador for our guild, and I love seeing her smile. She is an amazing lady

~Jeanne Parent

**Gratitude:** noun, the state of being grateful; thankfulness. [Latin. gratitudo< gratus, (pleasing.)]

My Girlfriend, Tina White, introduced me to Santa Rosa Quilt Guild in 2008. My life was good before the guild and I wasn’t quite sure how being a guild member was going to enrich my world. I had many reasons not to attend but Tina remained steadfast with encouragement and so I agreed to go to a meeting.

The double doors were open and the room was filled with chatter. There were dozens of people laughing and working hard, which is kinda’ like not working at all. The tables that were scattered about the room were filled with activities. It was my first Quiltathon. I was stunned and amazed to see and hear such camaraderie - all dedicated to making quilts for comfort and warmth to serve the community at large. Wow!

**Comrade:** noun, A person who shares one’s interest or activities; friend; companion.

I never looked back. I was in the presence of loving and gracious men and women of excellence. I am grateful for girlfriends like Tina who intuitively knew that I had a place in the guild, something to offer. More than anything else, I am grateful for the dozens of loving relationships that edify, embrace, and strengthen each other and our community.

Thank you, Tina White, for pestering me. Thank you, Santa Rosa Quilt Guild, for making me a better person and sewist. I am eternally grateful.

~Rhonda Denny

Needle and Thread continued →

Needle and Thread continued →

## Needle and Thread continued

I moved to Santa Rosa eight years ago. When I went to the fair the first year, I walked into the quilt display building. While admiring the display, I decided to ask one of the quilting ladies if there was a guild located in the area. The lady I spoke to is Elaine Tucker. Not only did she give me all the details, but she also lives just three houses from me and has been bringing me to guild ever since. She has become a wonderful friend!!

~Evelyn Holmes

To be continued next year ...

*Jim*

## Sewlutions

### Self-Healing Cutting Mat Care

Have you ever cut batting to make large sheets from scraps, and found the stray fibers have made a mess of your self-healing mat? This problem can be solved by cleaning your mat with the flat side of an eraser. Keep the side of the eraser flat on the cutting mat, and move it over the surface of the mat applying a small amount of pressure. It will collect the stray fibers and lint and will leave your cutting mat nice and clean for your next project.

After you have cleaned your mat, another thing that will help keep your mat smooth is to moisturize it. Moisturizing it will also make cutting easier and your rotary cutting blades will last longer. Simply place your mat in a bath of cool water with approximately  $\frac{1}{4}$  cup of white vinegar per gallon of water. Soak it for about 20 minutes then use a soft mushroom scrubbing brush and a splash of gentle liquid soap. Rinse and air or towel dry.

Lastly, always store your mat flat to avoid warping.


 Toni Anderson

## Technique Sharing Workshops

A BIG THANK YOU to all who participated this year in our TSW presentations.


We really covered a lot of creative areas this year! Please let me know what you would like to teach or learn next year and I'll get right on it!

Thank you to every one of you who who helped me (especially Joy and Sharon) for making this year so much fun for us all.

 Bonnie Butler-Sibbald

## Friendship Block

The response to our request for Janet Tonkin's Red and White Friendship Blocks has been overwhelming. The blocks that have been turned in are beautiful. This is a wonderful request being that it is sort of an "anything goes" block. That means any style, applique, pieced, paper pieced, or embellished. The blocks can be 3.5, 6.5 or 9.5 inches unfinished, and of course red and white, and they must be washable. Janet has asked that you sign your name on the back please. If you want to make a block for Janet, please email me or see me at a meeting and let me know. The blocks are due December 5.



Now if you have an idea for a quilt but you don't want to make a lot of blocks, and if you have enough credits, why not request a Friendship Block and have the blocks made for you?

We have had some spectacular Friendship Block quilts in the past. Just look at the archives on the website. Some have been simple and some elaborate. But all have been beautiful. This is a great way to get ideas for your request.

Questions? Come see me at the meetings or email me.



Heidi Mitarai

## Sew-a-Row



It's time to turn in your finished Sew-a-Row quilt top at the November 7 guild meeting. The ones that are completed and turned in are up on our website to view. The drawing for the winners of the finished quilt tops will be during the meeting on December 5.

There are several rows that have only 4 rows on them. If someone would like to adopt them and bring them to me at the December meeting when we raffle them off that would be great. Or I could even arrange to pick them up.

It has really been fun being a part of this Sew-a-Row for our guild and getting to know everyone. See you all at the meeting.



Jeanne Parent

## Programs and Workshops

I'm very pleased to present to you the schedule for speakers and workshops for 2020! There is so much to offer you, from free motion quilting to using silk to sashiko, I'm sure there will be something that you want to learn. I'm looking forward to sharing these great adventures with you.

### January 16-17 – Mel Beach

Website: [MelBeachQuilts.com](http://MelBeachQuilts.com)

Program Lecture: Free Motion Quilting and Reality TV  
Workshop: Free Styling and Spiraling (improvisational piecing)

### February 20-21 – Colleen Granger

Website: [SewLittleTimeQuilting.com](http://SewLittleTimeQuilting.com)

Program Lecture: Playing with Precuts  
Workshop: Chugach Range (using 2-½ inch strips or Jelly Rolls)

### March 19-20 – Lisa McKissick

Website: [CosmoQuilts.com](http://CosmoQuilts.com)

Program Lecture: Around the Cutting Table  
Workshop: Collage Quilting. Making a Laura Heine style collage pattern

### April 16-17 – Silk and Salvage (Sue Fox & Julia McLeod)

Website: [SilkandSalvage.com](http://SilkandSalvage.com)

Program Lecture: New Quilts from Rescued Materials  
Workshop: Improvisational Piecing - Traditional & ethnic block piecing styles adapted to silk, linen, wool and other fibers that are handled differently from cotton.

### May 21-22 – Lisa McKissick

Website: [CosmoQuilts.com](http://CosmoQuilts.com)

Program Lecture: Demo of 5-6 quilting tools of our choice  
Workshop: No workshop (holiday weekend)

### June 18-19 – Jenny K Lyon

Website: [QuiltSkipper.com](http://QuiltSkipper.com)

Program Lecture: Quilting is a Contact Sport  
Workshop: Fearless Free Motion - Start with a Square

### July 16-17 – Cindy Myers

Website: [Wearablart.blogspot.com](http://Wearablart.blogspot.com)

Program Lecture: Coloring My Quilt World  
Workshop: Tea Time Place Mats. Paper piecing and curves.

### August 20-21 – April Sproule

Website: [SprouleStudios.com](http://SprouleStudios.com)

Program Lecture: The Myth of Creative Genius  
Workshop: Stitching a Story (memory collage)

September - Founders Day Lunch, no program

Programs and Workshops continued →

## Programs and Workshops continued

### October 15-16 – Linda Ballard

Website: [LetsQuilt.com](http://LetsQuilt.com)

Lecture: What if I? Subtle changes you can make for a completely new quilt.  
Workshop: Double Your Pleasure - learn Dresden Plate and Log Cabin combined.

### November 19-20 – Carol Ziogas

Website: [TheArdentThread.com](http://TheArdentThread.com)

Lecture: Japanese Ancient Quilts  
Workshop: Boro Shashiko Japanese hand stitching

### December: Holiday Party - no program



Ann Nolen

## Craft Fair

Remember everyone – our annual craft fair is November 7. Nine of our members will offer you a chance to holiday shop early for some really great stuff! Shopping is before and after the business meeting, but not during the meeting. There will be jam, jewelry, yarn, fabric, potholders, and other wonderful items! Come see what we have that can complete your gift shopping list!



Bonnie Butler-Sibald

## Challenge Quilt

It's been fun for me to coordinate the guild's Challenge Quilts for these last two years!

There are so many ideas that can be suggested to quilters who want to stretch their creativity around a theme and come up with something original. Revealing the results at the August guild meeting is one of the highlights of the year. So, too, is the resulting exhibit that is part of the following year's Moonlight Quilters' show the following June.

I'm looking forward to the fresh challenges from the next Challenge Quilt Chair(s).



Elizabeth Marrs

## Opportunity Quilt

### “Stargazer”



Only five months left til the raffle!


Just a reminder that we still have plenty of tickets to sell for the Opportunity Quilt. Pick up an envelope of \$20 or more worth of tickets. You do not have to pay for the tickets when you take them, just return the

stubs and the cash to me or Alana at the Opportunity Quilt table.

The quilt will be on display and tickets available for purchase at Bolt Fabrics, 219 N. Cloverdale Blvd, Cloverdale. Tell your friends.

We will continue to sell tickets at our meetings. Please make your purchase to support the Guild.

Thank you to all that have purchased tickets and assisted in staffing the Opportunity Quilt table.

 Frances Evans  
Alana Colburn

## Placemat Projects

We are wrapping up our project for the year and I thank all of you who have participated and turned in your lovely creations. The time has come to bring in all completed placemats for the year at this time. I suspect we will continue this project next year, so if you don't get a chance to turn in what you have completed, you can save them and get a head start on next year.



The workshop that Janice Rodgers held on October 18 was very successful and everyone had a wonderful time. The 14 people who attended helped complete 30 placemats for the day; several people took home kits.

 Barbara Courtelyou



This Christmas our guild is supplying placemats to “Meals on Wheels” to be delivered to its clients. Barbara Cortelyou has done a wonderful job in getting the needed number of placemats, and so have our members

who have provided their time and materials to make them.

As many of you know, I donate my time at Christmas to register the many people who, for one reason or another, would not have a dinner on that day. Many of these people don't participate in the “Meals on Wheels” program. Lions Clubs in Sonoma County, along with the help of the general public, delivered over 1400 meals last year. I'm hoping that our guild members might find it their hearts to make some more placemats for those who don't participate with the “Meals on Wheels” program. Also, please bring any extra 2020 calendars you might have so we can hand them out along with the placemats.

 Chris Nolen



# Library News

## Library News continued

### I HAVE ADDED SOME UPDATES TO THE LIBRARY REPORT DUE TO OUR MOVE FROM THE SCOTTISH RITE.

\*\*\*Because our library books, magazines, and DVDs are currently in a storage unit, email Sharon "the Librarian" Fry with your requests for items.\*\*\*

The following is a list of the books that came into our possession since our last newsletter. For images of the covers and more detailed descriptions of the items, just click on LIBRARY on our website [www.santarosaquiltguild.org](http://www.santarosaquiltguild.org) Linda Hooper has written easy-to-understand directions about how to utilize the library site. To locate her instructions, click on the underlined "here" in the second paragraph at the top of the library page. Let me know if you would like guidance with the site and we'll sit down at the Library's laptop computer after a meeting. *A hint: if you are looking for an author, remember to type in the last name first, and if you are searching for a book title, type in the first "important" word leaving the a, an, and the's 'til the end.*

Want to know what our **Go! Baby Accuquilt cutting system** is all about? Type in Go! in the Search box at the top of our website's Library page and learn not only what it is, what it does, but also find a list of our dies. You can also find all of our Go! "toys" listed at the bottom of the Library's Home Page on our website. Our thanks to guild member Mary Reder for sharing her Go! Baby cutting machine with us. Also, a thank you to Linda Silva for giving our guild the next-larger size of cutter and many dies that she won in a raffle. Reserve the machines and dies just like a library book. Yes – we give (free) lessons! NOTE: CONTACT JAN "MS. SUNSHINE" WESTERMAN" TO BORROW THE MACHINES AND DIES.

Our brand new library items:

**WILD WOOL & COLORFUL COTTON QUILTS** by Erica Kaprow – Funky houses (with a cat, birds, trees, flowers) in medallion blocks surrounded by multiple whimsical borders

**SEW CUTE & CLEVER FARM & FOREST FRIENDS** by Mary Hertel – 16 really silly critters to foundation piece (2 cats, 2 dogs, bear fox, moose, raccoon, cow, pig, goat, chicken, mouse, owl, pony, and bunny) – patterns for quilt, table topper, table runner, bench pillow, pillowcase, throw pillow – recommended by Melissa Trunick

**STUNNING ANGLEPLAY QUILTS** by Margaret J. Miller – Donated by Nancy Parmelee

Library News continued →

Be sure to let me know if you find an item that our library "needs" (books, DVDs, and Go! Baby dies, magazines).

*Have you pawed through the ever-growing box of rulers, templates, and stencils that have been donated to our library for members to check out? NOTE: BETTY UPCHURCH IS STORING THE STENCILS, AND HEIDI MITARAI HAS THE RULERS AND TEMPLATES AT HER HOME.*

Need a fabric pen to sign a block? Sharon 'the Librarian' Fry will loan her personal collection during meetings. Tip: Iron a piece of freezer paper to the back of the area before signing so the fabric stays taut.

And don't forget that we have magazine subscriptions to:

FONS AND PORTER'S LOVE OF QUILTING, AMERICAN QUILTER, QUILTMAKER, QUILTING ARTS MAGAZINE, and MODERNE (from Quiltmania).

We also have many past issues of:

PRIMITIVE QUILTS AND PROJECTS, MINIATURE QUILTS, Japanese magazines, QUILTMANIA (European), and QUILTERS NEWSLETTER (all of the issues since the very beginning until October 2016 when, sadly, they quit publishing).

Wearing your nametag is a huge help to everyone. This is an excellent way for us to get to put names and faces together.

Check out as many of our more than 3,470 books, DVDs, and CDs, plus magazines, (and Go! Cutting equipment, templates, stencils, and rulers as you wish) ~ just remember to return them to the very next meeting, pretty please, as there are so many members in the guild who also wish to use the items.

Our library needs many, many volunteers. You do not need to formally sign-up to help – we'll take whatever time you can spare before or after any meeting. If you do not like the job you are given, don't be shy – let us know what you would rather do. I can never thank everyone enough for their assistance and support with making our library the best in the entire world!



Sharon  
'The Librarian'  
Fry

## Community Quilts

The end of the year is coming! We will be donating a number of quilts to the community at this time. Public Health nurses have been busy this year sharing our quilts with new babies. When you make a NICU quilt please make it at least 32x40. Smaller ones will not cover the beds in the NICU to protect the babies from the lights and noise.

As always we continue to need the 40x60 quilts for VOM, Verity, YWCA Safe House, and Seniors. We also need doll quilts for Christmas. Make them soft and large enough to wrap around a doll.

Thank you for the time you share with Community Quilts.

Have a safe and happy holiday season!



Pam Beebe  
Laura Barrett  
Nancy Stedman  
Janet Tonkin



Betsy Smith  
Nadine Heppell

## Block-of-the-Month



Welcome to "SRQG Stash Busting: Traditional, Simple, and Can you say 'Hmm!'" Block of the Month for 2019." November's block is full of stash busting fun.

Get out your red, green, white, and Christmas holiday fabrics and start stringing to make November's block.

Go to <http://www.santarosaquiltguild.org/block.php> for all the details of this lively block. We hope you enjoy October's block! Congratulations to Sharon Fry for winning both sets of September's blocks!

## Shop Hop

When can you experience eight spectacular Bay Area quilt stores in one weekend?

**The Annual Quilter's Quest Shop Hop!**

(<http://www.quiltersquestbayarea.com/>)

For three days, November 8, 9, and 10, travel through the beautiful wine country of Sonoma and Livermore; view Antioch's picturesque San Joaquin-Sacramento River Delta; explore the quaint charm of Bay Area "small towns" of Lafayette, Danville, and Winters; and stop over at the Sacramento Valley's edge in Vacaville; delight in the spectacular view of both the Bay Bridge and the Golden Gate Bridge in Berkeley.

Each destination has eye candy and inspiration galore!

This year's Quilter's Quest theme is "Let's Talk Quilts!" At each shop you will receive two FQ's, one FQ of words on a neutral background and one FQ of a modern tonal fabric--so that after visiting the 8 shops you will have acquired 4 yards of fabric! As you travel from shop to shop you will see each shop's quilt to inspire your own Quilter's Quest quilt. The possibilities are endless!

Take note of each shop's quilt and be sure to vote for your favorite quilt on the front of your passport. The shop with the most votes wins bragging rights ... and we all want to win!



Gery Rosemurgy  
Broadway Quilts

## COMMUNITY QUILT SIZES

If you are making donation quilts on your own, these are the approximate sizes most needed.

32" x 40" Baby Quilts	For Sutter and Memorial NICUs, Public Health nursing, and teen moms. We provide kits for making the tops, or you may use your own fabrics.
40" x 60"	For Valley of the Moon and other organizations serving children in need. Please use bright colors for young children or fabrics that will appeal to teenagers.
50" x 65"	For 18 year olds aging out of the Foster Care system, and for women residing at the YWCA Safe House.
40" x 60"	Lap quilts for adults to be handed out by Secret Santa, women being served by Verity, seniors in local convalescent hospitals, and others.
Doll Quilts	For little girls and boys. We collect them throughout the year and donate during the holidays.

# 2019 Elected Board & Committee Chairs

## 2019 EXECUTIVE BOARD

President  
Vice President  
Treasurer  
Secretary  
Program Chair  
Program Chair Elect  
Parliamentarian  
Members-at-Large

Genelle Voorhees  
Jan Nilsen  
Carole Behlke  
Jan Andrews  
Janice Rodgers  
Ann Nolen  
Chris Nolen  
Toni Anderson  
Vicki David  
Pam McVey  
Heidi Mitarai  
Margo Pitter  
Mary Wood

Email Coordinator \*  
Fair Liaison  
Field Trip  
Friendship Blocks \*  
Historian \*  
Hospitality \*  
Library \*  
Membership \*  
Newsletter Editor  
Nominating Committee\*  
Opportunity Quilt Ticket Sales \*  
Sew-A-Row \*  
Sewing Room Sale  
Sunshine \*  
TSW (Technique Sharing Workshop) \*  
UFO Challenge  
Videographer \*  
Website\*  
Welcoming Committee  
Past President

Sharon Fry  
Pam McVey  
Marsha McAlpin  
Heidi Mitarai  
Sharon Fry  
Carolle LeMonnier  
Sharon Fry  
Jan Andrews  
Jim Jensen  
Chris Nolen  
Frances Evans  
Jeanne Parent  
Joy McGoran  
Jan Westerman  
Bonnie Butler-Sibbald  
Ellindale Wells  
Linda Hooper  
Linda Hooper  
Rhonda Denny  
Jim Jensen

## 2019 COMMITTEES

Block-of-the-Month\*  
Boutique \*  
Budget  
Challenge Quilt  
Community Quilts \*  
Corresponding Secretary  
Crafts Fair

Betsy Smith  
Betty Upchurch  
Carole Behlke  
Elizabeth Marrs  
Laura Barrett  
Janice Juul  
Bonnie Butler-Sibbald

\* Standing Committee

# Remember!

- NAME TAG • SHOW AND TELL • BEVERAGE CONTAINER •
- LIBRARY BOOKS • LUNCH • NO PETS • NO FRAGRANCES •
- REUSABLE PLATE AND FORK • CELL PHONE ON SILENT •

## SRQG 2019 Calendar

### NOVEMBER

- 7**      **General Meeting \*\***
- General Meeting  
Voting 2020 Officers  
Present 2020 Budget  
Craft Fair  
Sew-a-Row: Final Row due  
Placemats for Meals on Wheels due  
Veterans Building, East side of building
- 21**      **Sew Day \*\***
- Sew Day at the Veterans Memorial  
Bring Your Own Lunch  
Veterans Building, East side of building
- 28**      **Thanksgiving**
- No Board Meeting

### DECEMBER

- 5**      **General Meeting \*\***
- Holiday Potluck  
Sew-a-Row Lottery  
Vote on the Budget  
Veterans Building, East side of building
- 10**      **Joint Board Meeting \*\***
- Luther Burbank Arts and Garden Center



\*\*All meetings start at 10:00 a.m. unless noted otherwise. Set-up may start earlier.



**Meissner**  
Sewing & Vacuum Centers

**MEISSNER SAVINGS COUPON**

Exclusive for Guild Members!

**20% OFF**

**IN-STOCK ACCESSORIES & NOTIONS\***

\*Discount taken from MSRP on in-store purchases. Not valid with any other offers. Selection varies by location. In-stock items only. Some restrictions apply. See store for details.



**Visit us at our NEW home at 1455 Santa Rosa Ave.**  
Now with more space for in-store events, fabric, and more of the products you love!





www.MeissnerSewing.com

PROUD TO BE AN AUTHORIZED DEALER  
*Availability varies by store.*



<b>Sacramento</b> 2417 Cormorant Way <b>(916) 920-2121</b>	<b>Folsom</b> 98 Clarksville Rd., Ste. 130 <b>(916) 984-7071</b>	<b>Roseville</b> 9250 Fairway Dr., Ste. 110 <b>(916) 791-2121</b>	<b>Santa Rosa</b> 1455 Santa Rosa Ave. <b>(707) 575-5259</b>	<b>San Jose</b> 4688 Meridian Ave. <b>(408) 264-4880</b>
--	--	---	--	--



## Local Quilt Guilds

- |   |   |  |
|---|---|--|
| <b>NORTHERN CALIFORNIA QUILT COUNCIL</b><br><a href="http://www.ncqc.net/">http://www.ncqc.net/</a>   | <b>Moonlight Quilters of Sonoma County</b><br><a href="http://www.mqsc.org/">http://www.mqsc.org/</a>                                       | <b>Petaluma Quilt Guild</b><br><a href="http://www.petalumaquiltguild.org/">http://www.petalumaquiltguild.org/</a>                             |
| <b>Carquinez Straight Stitchers (Benicia)</b><br><a href="http://www.cssquilter.org/">http://www.cssquilter.org/</a>                                | <b>Mt. Tam Quilt Guild (Marin County)</b><br><a href="http://www.mtqg.org/">http://www.mtqg.org/</a>  | <b>Piecemakers Quilt Guild of So. Alameda Co. (Fremont)</b><br><a href="http://www.piecemakersguild.org/">http://www.piecemakersguild.org/</a> |
| <b>Diablo Valley Quilters (Danville)</b><br><a href="http://www.diablovalleyquilters.com/">http://www.diablovalleyquilters.com/</a>                 | <b>Napa Valley Quilters Guild</b><br><a href="http://www.napavalleyquilters.org/">http://www.napavalleyquilters.org/</a>                    | <b>San Francisco Quilters Guild</b><br><a href="http://www.sfquiltersguild.org/">http://www.sfquiltersguild.org/</a>                           |
| <b>East Bay Heritage Quilters (Albany)</b><br><a href="http://ebhq.org/">http://ebhq.org/</a>   | <b>North Wind Quilters Guild (Fairfield)</b><br><a href="http://www.northwindquiltersguild.com/">http://www.northwindquiltersguild.com/</a> | <b>Santa Clara Valley Quilt Association (Campbell)</b><br><a href="http://www.scvqa.org/">http://www.scvqa.org/</a>                            |
| <b>Guild of Quilters of Contra Costa County</b><br><a href="http://www.gqccc.org/">http://www.gqccc.org/</a>  | <b>Pacific Piecemakers Quilt Guild (Gualala)</b><br><a href="http://www.pacificpiecemakers.org/">http://www.pacificpiecemakers.org/</a>     | <b>Sonoma Quilters United in Loose Threads</b><br><a href="http://sonomaquilt.webs.com/">http://sonomaquilt.webs.com/</a>                      |
| <b>Ladies of the Lake Quilt Guild (Kelseyville)</b><br><a href="http://www.llqg.org/">http://www.llqg.org/</a>                                      | <b>Pajaro Valley Quilt Association (Aptos)</b><br><a href="http://pvqa.org/">pvqa.org</a>   | <b>Vallejo Piecemakers (Vallejo)</b><br><a href="http://vallejopiecemakers.org/">http://vallejopiecemakers.org/</a>                            |
| <b>Mendocino Quilt Artists Guild (Ukiah)</b><br><a href="http://mendocinoquiltartists.blogspot.com/">http://mendocinoquiltartists.blogspot.com/</a> | <b>Peninsula Quilters Guild (Redwood City)</b><br><a href="https://www.peninsulaquilters.org/">https://www.peninsulaquilters.org/</a>       |  |
| <b>Monterey Peninsula Quilters Guild</b><br><a href="http://www.mpqg.org/">http://www.mpqg.org/</a>   |   |  |

# Santa Rosa Quilt Guild Affiliates

## BAY QUILTS

Sally Davey & Abbey Shane  
5327 Jacuzzi St. #3-C  
Richmond, CA 94804  
(510) 558-0218  
<http://bay-quilts.shoplightspeed.com/>  
[sfbayquilts@gmail.com](mailto:sfbayquilts@gmail.com)  
daveysally49@gmail.co  
Monday - Friday 10:00 - 6:00  
Saturday - Sunday 12:00 - 5:00

## BOLT FABRIC AND HOME


Kate Barrett  
219 N. Cloverdale Blvd.  
Cloverdale 95425  
894-2658  
Tues. - Sat. 10:00 - 6:00  
Sunday 11:00 - 4:00  
<http://www.boltcloverdale.com/>  
[info@boltcloverdale.com](mailto:info@boltcloverdale.com)  
10% discount for SRQG members

## BROADWAY QUILTS

Gery Rosemurgy, Owner  
20525 Broadway  
Sonoma, CA 95476  
707-938-7312  
[www.broadwayquilts.com](http://www.broadwayquilts.com)  
Mon-Sat 9:30-5:30, 11-3 Sunday

## CLOVERDALE QUILTING

Margaret Davids, Owner  
111 Lake St.  
Cloverdale, CA 95425  
415-577-8407  
<https://www.cloverdalequilting.com/>  
[cloverdalequilting@gmail.com](mailto:cloverdalequilting@gmail.com)  
Hours by Appointment



## MEISSNER SEWING & VACUUM CENTER

James Meissner, Owner  
Authorized Baby Lock, Brother, Bernina,  
Janome and Gammill Dealer  
1455 Santa Rosa Ave.  
Santa Rosa, CA 95404  
707-575-5259  
<http://www.meissnersewing.com/>  
Mon - Fri: 10:00 to 6:00  
Saturday: 9:00 - 5:00

## MARIAN'S MAGIC NEEDLE QUILTING

Custom Machine Quilting  
Marian Drain  
1140 Sanford Ranch Rd.  
Ukiah, CA 95482  
472-0195  
Hours by Appointment  
[cuddletimequilts@me.com](mailto:cuddletimequilts@me.com)

## QUILTED ANGEL

Barbara Meikle  
200 G Street  
Petaluma, CA 94954  
707-763-0945  
Seven days a week  
11:00 - 4:00  
<http://quiltedangel.com/>

## QUILTED VINE

Machine Quilting  
Lynda McLean  
2080 Mt. Olive Way  
Santa Rosa, CA  
707-528-4256  
707-318-1940  
Hours by Appointment  
[quiltedvine@sbcglobal.net](mailto:quiltedvine@sbcglobal.net)

## VILLAGE SEWING CENTER

John Furtado  
506 Lewis Rd.  
Santa Rosa, CA 95404  
707-544-7529  
Monday - Friday 10 am to 6 pm  
Saturday 10 am to 5 pm  
<https://villagesewing.com/>  
[john@villagesewing.com](mailto:john@villagesewing.com)

# SANTA ROSA QUILT GUILD



## CONTACT INFORMATION

### PRESIDENT

Genelle Voorhees  
president@srqg.org

### VICE PRESIDENT

Jan Nilsen

### NEWSLETTER EDITOR

Jim Jensen

### MEMBERSHIP

Jan Andrews, Sue Gragg,  
and Vicki David

### PROGRAMS

Janice Rodgers

## MEETINGS AND MEMBERSHIP

The Santa Rosa Quilt Guild meets the first and third Thursdays of each month (in December only one meeting is held on the first Thursday) at 10:00 a.m. at the Santa Rosa Veterans Memorial Building, 1351 Maple Street, Santa Rosa, California.

Membership dues are \$35 per year. The calendar year is January to December; new members' dues are prorated. Regular meetings, special programs, use of the extensive library, and special discounts from some affiliates are benefits of membership.

## MEETING ETIQUETTE

- ◆ **Please avoid chit-chat while someone is speaking to the group.**
- ◆ Please peruse the Silent Auction and Boutique before or after the meeting--not during the meeting.
- ◆ Please, do not browse the speaker's sales table during the meeting.
- ◆ Please set your cell phone to silent mode or turn it off, and do not take photographs during presentations.
- ◆ At Speaker Meetings, please move to the center of the rows and eliminate empty seats so late-comers will be able to find a seat and not disturb the group.

*Thank You Sew Much!*

