



Stitch 'n Times

Santa Rosa Quilt Guild
P.O. Box 9251, Santa Rosa, CA 95405
October 2019 • Vol. 43 • No. 9

President's Message

As the days grow longer and the leaves turn gold and red, it is a gentle reminder that Fall is upon us. Soon we will be seeing children (and adults) don their costumes and beg for candy. It brings back wonderful memories of my childhood – one not so wonderful, but with a beautiful lesson. My mother made me trick-or-treat at a house every year I hated to go to because the old lady who lived there always gave us horrible handmade popcorn balls with cat and dog hair attached (she had lost most of her vision). She did not get many trick-or-treaters because of this fact. My mom promptly threw the popcorn balls away, but she said that we brought this old lady joy. She said that we need to pay attention to those who are trying to live each day with some happiness. A wonderful lesson from mom that I have carried with me ever since.

Please keep in mind those people who need our help, and the kindness and joy that a beautiful quilt brings. Have a wonderful Halloween and look forward to the holidays and making memories of your own that last a lifetime.



 Genelle Voorhees

Merit Award Recipients

Merit Awards (MA) are awarded to members to acknowledge an especially dedicated amount of time and expertise given to a project beneficial to the Santa Rosa Quilt Guild. At the Founders' Day celebration on September 19 it was announced that the team who planned and executed the Tri-Guild Luncheon this past March more than qualified for this recognition.

Only half of the team (Jan Westerman and Toni Anderson) was on hand to receive the enthusiastic applause, and we will publicly acknowledge the others (Alana Colburn and Genelle Voorhees) in the near future.

Here I quote what Cathy Conover, the nominator, wrote:

"The planning for the March 2019 Tri-Guild Luncheon began in January 2018. For an entire year these ladies were planning the not-to-be-forgotten **Mad Hatter's Tea Party**. They selflessly dedicated countless hours and worked tirelessly to make the luncheon enjoyable for all that attended. Nothing was overlooked in the planning, from the design of the invitations to the block instructions, to the table decorations, to the room decorations, to the props,

to the hostess gifts, to the menu, to the desserts, to the individually made tea bags, to the serving pieces, to the aprons, to the Master of Ceremonies, to the many beautifully made gift baskets – it was truly a ten out of ten event."

Cathy Conover obtained more than the number of required signatures for the nomination, and the Awards Committee recommended the MAs for approval by the Elected Board, which, of course, unanimously consented as we worked around Genelle and Toni (board members) to keep it a secret.

The four MA recipients are invited to choose as an acknowledgement from the guild for their hard work an engraved disc/charm, a one-year exemption from dues, or a certificate allowing them to attend a SRQG workshop before December 31, 2020.

For those who were not fortunate to experience this terrific party, a really fun video put together by Toni Anderson may be seen on our website's Blog.

Congratulations to our own four Mad Hatters!



Sharon Fry (Awards Chairperson)

Margo Pitter (Awards Committee Member from the Elected Board)

Joy McGoran (Awards Committee Member from the General Membership)

Programs and Workshops

A calendar with the full schedule of this year's programs and workshops is available on our website at <http://www.santarosaquiltguild.org/programs.php>

October 17, 2019

Vicki David and Sue Gragg A Journey Through My Quilting Life

On October 17, two of our guild members, Vicki David and Sue Gragg, will present a trunk show of quilts they have made over the years.



Vicki began quilting when her daughter Kim left college. Vicki put her blood, sweat, and tears into that quilt, but Kim didn't take it with her. She wanted to make a quilt that incorporated all the fabrics from clothes she had made for Kim over the years. Since Vicki came

from a family of sewers she thought the process would be an easy transition! She loves buying fabrics for quilts vs. just buying fabric. When taking quilting classes, Vicki always followed instructions. In one of her first quilt classes she was told to sandwich and hand quilt the quilt. She bought a stencil and marked her quilt. Vicki sat on the edge of the bed and hand quilted the stenciled pattern. As with all stencils there are gaps in the designs that are considered part of the continuous design. However, if you look at that quilt, Vicki stopped and started at each and every gap! But from that point on Vicki's talents have emerged! She does excellent appliqué and has won several awards!

Sue began sewing about the age of 4 years old when her mother gave her a bunch of wash cloths to sew together. Then at nap time her mother unstitched all of them! Sue told her mother "if you want them sewed together, then you do it!" Her mother gave her knitting needles and Sue began knitting

until the age of 9. Shortly thereafter, her grandmother came for a visit and brought along a bag of scraps. Her grandmother taught Sue how to make templates out of cereal boxes. Sue learned that you never make just one template as it will wear down after several uses so during that visit, Sue made many templates!! She felt like she was in heaven with all of those scraps. However, when her grandmother left she took the scraps with her! Sue's mother didn't sew but Sue knew the neighbor women did. She went to the neighbors and begged for scraps. The neighbors called Sue's mother and that put an end to her early quilting career! When Sue was about 29, she started thinking about making quilts and that's when she called and asked about joining the Santa Rosa Quilt Guild. Back then, members had to be "approved." They told her "no!"

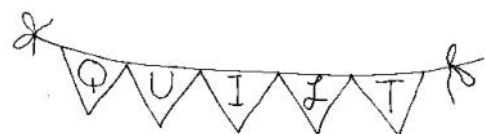
Sue started taking sewing classes at the junior college. One day Sue went to a convention in Utah. When she walked in and saw all those beautiful quilts she was in awe! Upon returning home Sue dropped all her sewing classes and signed up for all quilting classes. The rest is history!



This will be the last program meeting of this year and you won't want to miss it!



Janice Rodgers



Sew-a-Row



Fall is here, and the end of our Sew-a-Row year is not far behind. As of our last meeting every single row is taken! Thank you all so very much for your participation. The ones that are completed are amazing! To see them just check our website.



Jeanne Parent



Friendship Block

Red and White and Red and White and Red and White and Red and White and Red and White and Red and White and Red and White and Red



It's a beautiful fall day and with it comes a great new project for Friendship Block! Janet Tonkin has declared she is in her red and white phase so she has requested anything in red and white for her Friendship Blocks.

She would like the blocks to finish at 3, 6, or 9 inches. So that means 3.5", 6.5" and 9.5" UNFINISHED.

You can use any style block, they just need to be washable. Go wild or go traditional but go have fun putting a red and white block together!

Due date is December 5. Earlier is always best.

If any member would like to have blocks made for them for their own quilt, don't hesitate to ask me how to get started. New members, don't be shy. Jump in, sign up and make a requested block.



Heidi Mitarai

New Members

We always celebrate the addition of new members to the Santa Rosa Quilt Guild, and appreciate the new energy and ideas they bring with them.

Please make it a point to extend a warm welcome to these new members who joined us in September.

Diana Coddling

Brenda Hartley

Welcome!



Jan Andrews

Welcome Committee

Welcome Committee presents: **Did you know?**

...that when one volunteers to be a committee chair and/or a committee member they are given a pink binder with a complete job description? This Job Description Binder also comes with a team of Santa Rosa Quilt Guild members to assist with any of your questions and needs. This binder is a living document and updated every year. Everything you need to know is accessible via the binder from the 'Index of Binder Contents' to 'How do I submit an article to the newsletter?' The current budget and instructions for Reimbursements, Direct Pay Request, and Deposit Slips per the Treasurer allows you to see the resources available for your committee. All you need to bring is your enthusiasm and "can-do" spirit. The rewards are amazing; being of service first and foremost, friendships made, goodwill towards others and understanding are priceless.



Jan Westerman
Loni McDonald
Joanne Meaney
Rhonda Denny

Sewlutions

Recently I had an opportunity to go to a quilt retreat with some very wonderful and creative ladies. Since I had a virtual treasure trove of talent all together in one place, I thought it would be a great time to gather some favorite tips and tricks to share with you. If only I had known half of these tricks when I first started quilting!

Take a pipe cleaner and run it through a straw, form a small ball on the end of the pipe cleaner. Use that to clean your bobbin case and other areas of your sewing machine ~ Carolle LeMonnier

Two-gallon storage bags make a perfect small project carrier ~ Sharon Bower

Always sew a test piece before you begin a project ~ Carol Reed

Move your ironing board away from your sewing table to make sure you get some steps in while you are working ~ Linda Emis

Keep your red wine away from your white fabric. White wine close to red fabric is just fine ~ Linda Silva

If you are drawing on fabric, place it on sandpaper to hold it in place ~ Lori Platt

Place a 3-pound weight on your ruler for stability ~ Carol Elliott

Do your fabric cutting during the day not at night when you are tired and the lighting is not as good ~ Jean Sasso

Your long-armor will love you if you measure your borders before you sew them on ~ Joanie Bellinghausen

Make your squares more uniform by sewing two same sized squares together, then cutting the top and peeling it back ~ Genelle Voorhees (see photo)

You can easily paper piece curves by pleating the curve into the fabric ~ Cydney Doerres (see photo)

And my personal favorite: Sew with a loose bottom. (I have to admit I was all ears to hear this tip!) If you have two blocks and one is a wee bit larger, sewing it to the bottom of the one that is smaller will allow the sewing to ease the seams of the blocks together ~ Elaine Tucker.

Sewlutions continued



Genelle's tip



Cydney's tip

My tip is, pay attention to your quilting friends. They know a lot ~ Toni Anderson

In conclusion, what I have learned from my quilting friends on this retreat is that if you always quilt in the daytime, drink white wine, and keep your ironing board in another room, you will have a tight bottom.

 Toni Anderson




A helpful hint about "water soluble" blue markers:

When you use a blue water soluble pen on your quilt, **DO NOT** iron on it or it will become permanent.

To make sure that the markings will completely disappear, spray them with a solution made of **1 cup of cold/ice water** with a **heaping teaspoon of baking soda**. The baking soda will change the pH of the ink and it will not reappear.

~ Bloomington/Normal Modern Quilt Guild



Sewlutions continued →

Opportunity Quilt


"Stargazer"



Just a reminder that we have plenty of tickets available to sell for the 2020 Opportunity Quilt Raffle.

We need your help to meet our goals which will help to offset some of the Guild expenses. Thank you to all that have purchased and


sold tickets already. We still need ticket sellers at our meetings.

 Frances Evans
Alana Colburn

Placemat Project



I am excited to remind you that we are going to have a workshop at the Village Sewing Center on October 18. It should be a fun day with a lot of simple sewing and catching up with your quilting friends. All you need to bring is your machine and your favorite sewing supplies; we will supply some kits and we will have fabric and batting. I hope you will join Janice Rodgers and her committee and have fun sewing up a storm for a good cause. All the placemats will be given to Sonoma County Meals on Wheels sometime in November. We currently have about 450 completed placemats, and once again I commend all of you for your support, and I am inspired with what you have turned in thus far. We will be passing on to Chris Nolen any Christmas themed placemats for his worthy project for the Lions Club.

 Barbara Courtelyou

Board Meeting

Thursday October 24, 2019

10:00 a.m.

North Room, Vet's Building


All Members Are Welcome

By the Yard

by Jen Lopez




Sunshine



Knowing that someone cares can really make a person's day brighter. Please contact me by phone or email if you know someone who could use a card from the SRQG.

If you email me requesting that a card be send, and do not hear back from me in a day or two, please re-send your request. I always acknowledge requests for cards.

 Happy Sewing,
Jan Westerman
(Ms. Sunshine)

Library News

Library News continued

I HAVE ADDED SOME UPDATES TO THE LIBRARY REPORT DUE TO OUR MOVE FROM THE SCOTTISH RITE.

Because our library books, magazines, and DVDs are currently in a storage unit, email Sharon "the Librarian" Fry with your requests for items.

The following is a list of the books that came into our possession since our last newsletter. For images of the covers and more detailed descriptions of the items, just click on LIBRARY on our website www.santarosaquiltguild.org Linda Hooper has written easy-to-understand directions about how to utilize the library site. To locate her instructions, click on the underlined "here" in the second paragraph at the top of the library page. Let me know if you would like guidance with the site and we'll sit down at the Library's laptop computer after a meeting. *A hint: if you are looking for an author, remember to type in the last name first, and if you are searching for a book title, type in the first "important" word leaving the a, an, and the's 'til the end.*

Want to know what our **Go! Baby Accuquilt cutting system** is all about? Type in Go! in the Search box at the top of our website's Library page and learn not only what it is, what it does, but also find a list of our dies. You can also find all of our Go! "toys" listed at the bottom of the Library's Home Page on our website. Our thanks to guild member Mary Reder for sharing her Go! Baby cutting machine with us. Also, a thank you to Linda Silva for giving our guild the next-larger size of cutter and many dies that she won in a raffle. Reserve the machines and dies just like a library book. Yes – we give (free) lessons! NOTE: CONTACT JAN "MS. SUNSHINE" WESTERMAN" TO BORROW THE MACHINES AND DIES.

Our brand new library items:

CLASSIC TO CONTEMPORARY STRING QUILTS

by Mary M. Hogan – After reading this book that Pam Brown recommended for our library you will never again throw away a fabric "string." Traditional blocks are re-imagined with stash-busting techniques.

CREATING ART QUILTS WITH PANELS by Joyce Hughes – Chris Nolen suggested this book for our library. Tips for enhancing purchased panels with thread painting, trapunto, embroidery, and other embellishments. Some excellent information about exactly which threads to use in the top and bobbin of our machines.

BLOCK – VOLUME 6, ISSUE 4, 2019 – A HOLIDAY ISSUE! – by Jenny Doan of the Missouri Star Quilt Company – included: a sampler featuring gnomes, gift packages, and trees; a giant heart; Christmas Tree Pinwheel; and lots of ideas for scraps and/or pre-cuts. A very nice donation for our library.

Be sure to let me know if you find an item that our library "needs" (books, DVDs, and Go! Baby dies, magazines).

Have you pawed through the ever-growing box of rulers, templates, and stencils that have been donated to our library for members to check out? NOTE: BETTY UPCHURCH IS STORING THE STENCILS, AND HEIDI MITARAI HAS THE RULERS AND TEMPLATES AT HER HOME.

And don't forget that we have magazine subscriptions to:

FONS AND PORTER'S LOVE OF QUILTING, AMERICAN QUILTER, QUILTMAKER, QUILTING ARTS MAGAZINE, and MODERNE (from Quiltmania).

We also have many past issues of:

PRIMITIVE QUILTS AND PROJECTS, MINIATURE QUILTS, Japanese magazines, QUILTMANIA (European), and QUILTERS NEWSLETTER (all of the issues since the very beginning until October 2016 when, sadly, they quit publishing).

Wearing your nametag is a huge help to everyone. This is an excellent way for us to get to put names and faces together.

Check out as many of our more than 3,470 books, DVDs, and CDs, plus magazines, (and Go! Cutting equipment, templates, stencils, and rulers as you wish) ~ just remember to return them to the very next meeting, pretty please, as there are so many members in the guild who also wish to use the items.

Our library needs many, many volunteers. You do not need to formally sign-up to help – we'll take whatever time you can spare before or after any meeting. If you do not like the job you are given, don't be shy – let us know what you would rather do. I can never thank everyone enough for their assistance and support with making our library the best in the entire world!

Sharon
"The Librarian"
Fry



Library News continued →

Community Quilts

Leaves are falling. Pumpkins are appearing...nights are cooler...the year is coming to an end. It's time to stock up on quilts to give to the community. Even though we have already been able to give quilts to Veterans, Memorial NICU, Valley of the Moon Children's Home, Public Health and Emancipated Youth, we still need to complete a lot more.

Quiltathon!!!! Thursday October 3 is the last Quiltathon of the year. Be sure to come and help finish up quilts for Christmas giving. Our biggest need is for quilts in the 40x60 size range. There will be jobs for sewing machines, hand sewing, cutting, turning and pinning, and ironing. We'll even have a surprise treat at some point. Setup starts at 9 AM in the East room. Unfortunately we will not have kitchen privileges, so be sure to bring your lunch, drinks, and treats. There will be a break for a short business meeting at 10, and we'll continue to work until about 2:30.

We hope to see you there.



Pam Beebe
Laura Barrett
Nancy Stedman
Janet Tonkin

Block-of-the-Month



Welcome to "SRQG Stash Busting: Traditional, Simple and Can You Say 'Hmm!' Block-of-the-Month for 2019." October's block is named "Autumn Star". Fall colors and an interesting pattern that looks harder than it is will make this block fun to sew! Go to our website,

<http://www.santarosaquiltguild.org/block.php> for directions on how to make your own "Autumn Star," We hope you enjoy October's block!

Congratulations to Alana Colburn and Carolle Le-Monnier (2 sets) for winning August's "Beach Ball" blocks.



Betsy Smith
Nadine Heppell

Shop Hop

When can you experience eight spectacular Bay Area quilt stores in one weekend?

The Annual Quilter's Quest Shop Hop!

(<http://www.quiltersquestbayarea.com/>)

For three days, November 8, 9, and 10, travel through the beautiful wine country of Sonoma and Livermore; view Antioch's picturesque San Joaquin-Sacramento River Delta; explore the quaint charm of Bay Area "small towns" of Lafayette, Danville, and Winters; and stop over at the Sacramento Valley's edge in Vacaville; delight in the spectacular view of both the Bay Bridge and the Golden Gate Bridge in Berkeley.

Each destination has eye candy and inspiration galore!

This year's Quilter's Quest theme is "Let's Talk Quilts!" At each shop you will receive two FQ's, one FQ of words on a neutral background and one FQ of a modern tonal fabric--so that after visiting the 8 shops you will have acquired 4 yards of fabric! As you travel from shop to shop you will see each shop's quilt to inspire your own Quilter's Quest quilt. The possibilities are endless!

Take note of each shop's quilt and be sure to vote for your favorite quilt on the front of your passport. The shop with the most votes wins bragging rights ... and we all want to win!



Gery Rosemurgy

COMMUNITY QUILT SIZES

If you are making donation quilts on your own, these are the approximate sizes most needed.

32" x 40" Baby Quilts	For Sutter and Memorial NICUs, Public Health nursing, and teen moms. We provide kits for making the tops, or you may use your own fabrics.
40" x 60"	For Valley of the Moon and other organizations serving children in need. Please use bright colors for young children or fabrics that will appeal to teenagers.
50" x 65"	For 18 year olds aging out of the Foster Care system, and for women residing at the YWCA Safe House.
40" x 60"	Lap quilts for adults to be handed out by Secret Santa, women being served by Verity, seniors in local convalescent hospitals, and others.
Doll Quilts	For little girls and boys. We collect them throughout the year and donate during the holidays.

2019 Elected Board & Committee Chairs

2019 EXECUTIVE BOARD

President
Vice President
Treasurer
Secretary
Program Chair
Program Chair Elect
Parliamentarian
Members-at-Large

Genelle Voorhees
Jan Nilsen
Carole Behlke
Jan Andrews
Janice Rodgers
Ann Nolen
Chris Nolen
Toni Anderson
Vicki David
Pam McVey
Heidi Mitarai
Margo Pitter
Mary Wood

Email Coordinator *
Fair Liaison
Field Trip
Friendship Blocks *
Historian *
Hospitality *
Library *
Membership *
Newsletter Editor
Nominating Committee*
Opportunity Quilt Ticket Sales *
Sew-A-Row *
Sewing Room Sale
Sunshine *
TSW (Technique Sharing Workshop) *
UFO Challenge
Videographer *
Website*
Welcoming Committee
Past President

Sharon Fry
Pam McVey
Marsha McAlpin
Heidi Mitarai
Sharon Fry
Carolle LeMonnier
Sharon Fry
Jan Andrews
Jim Jensen
Chris Nolen
Frances Evans
Jeanne Parent
Joy McGoran
Jan Westerman
Bonnie Butler-Sibbald
Ellindale Wells
Linda Hooper
Linda Hooper
Rhonda Denny
Jim Jensen

2019 COMMITTEES

Block-of-the-Month*
Boutique *
Budget
Challenge Quilt
Community Quilts *
Corresponding Secretary
Crafts Fair

Betsy Smith
Betty Upchurch
Carole Behlke
Elizabeth Marrs
Laura Barrett
Janice Juul
Bonnie Butler-Sibbald

* Standing Committee

Remember!

- NAME TAG • SHOW AND TELL • BEVERAGE CONTAINER •
- LIBRARY BOOKS • LUNCH • NO PETS • NO FRAGRANCES •
- REUSABLE PLATE AND FORK • CELL PHONE ON SILENT •

SRQG 2019 Calendar

OCTOBER

NOVEMBER

- 3** **General Meeting ****
General Meeting
Quiltathon
Officer Nominations Announced
Veterans Building, East side of building
- 17** **Program Meeting ****
Program: Vicki David and Sue Gragg
A Journey Through My Quilting Life
Veterans Building, East side of building
- 17** **Bus Trip to PIQF**
- 18** **Placemat Workshop ****
Placemats for Meals-on-Wheels
Village Sewing Center
506 Lewis Rd., Santa Rosa
- 24** **Board Meeting ****
Location: Veterans Building, North Room

- 7** **General Meeting ****
General Meeting
Voting 2020 Officers
Present 2020 Budget
Craft Fair
Sew-a-Row: Final Row due
Placemats for Meals on Wheels due
Veterans Building, East side of building
- 21** **Sew Day ****
Sew Day at the Veterans Memorial
Bring Your Own Lunch
Veterans Building, East side of building
- 28** **Thanksgiving**
No Board Meeting

**All meetings start at 10:00 a.m. unless noted otherwise. Set-up may start earlier.

Terry Caselton & Ken Gresham of Ray's Sewing Center Present: Quilt and Cruise to Alaska

10 Days Onboard the Star Princess® Roundtrip San Francisco
August 21-31, 2020

3 FOR Free Princess Promotion Ends 10/31/19 – Free Gratuity, OBCredit, Stateroom Location Upgrade

Quilting Instructors:

Julie Curry Special Alaska Row By Row – Session 1 & 2

Anelie Belden New Dresden Quilt Design & Alaskan Landscape

Dora Cary Easy One Block Wonder Quilt & Modern Medallion Quilt



Cruise Pricing Starts at

\$1159 Refundable & \$1099 Nonrefundable *

*Prices are per person based on double occupancy and do not include govt fee and tax. Single, Suite and 3rd/4th person rates upon request.

PRINCESS CRUISE PRICE INCLUDES:

- Stateroom Accommodations
- Group Discounted Rates *Subject to Availability*
- Dining Options
- Daily Activities and Entertainment

QUILTING CLASS FEE: \$399.00

- 4- Six Hour Quilting Classes on Days at Sea
- Choice of Quilting Teachers
- Teacher Presentation
- Evening Open Sewing
- Special Activities & Gifts
- Your Personal Cruise/Quilting Manager Onboard
- Ken Grisham from Ray's Sewing in San Jose will be onboard

SEWING MACHINE RENTAL FEE: \$100.00

- Rental Refund Applied Toward the Purchase of a Machine

MACHINE RENTAL FEE WAIVED

- Bring Your Personal Sewing Machine Onboard

ADDITIONAL INFORMATION:

- **Non Quilters Welcome**
- Welcome Reception
- Customized Shore Excursions/Port Shop Hops Available
- Roommate Program Subject to Availability

ITINERARY

Date	Port	Arrive	Depart
Aug 21	San Francisco, CA		4:00pm
Aug 22	At Sea		
Aug 23	At Sea		
Aug 24	Sitka, Alaska	10:00am	7:00pm
Aug 25	Haines, Alaska	8:00am	9:00pm
Aug 26	Juneau, Alaska	8:00am	9:00pm
	(tender required – wheelchair access limited)		
Aug 27	Endicott Arm & Dawes Glacier	5:00 am	10:00am
	(Scenic Cruising, Alaska)		
Aug 28	At Sea		
Aug 29	Victoria, British Columbia	7:00am	2:00pm
Aug 30	At Sea		
Aug 31	San Francisco, CA	7:00 am	



For more information contact:

Terry Caselton – Travel/Event Specialist

TERRY@PAMSTRAVEL.NET

650-773-5756



PAMS PATH TO TRAVEL

www.pamstravel.net

"Making your dream vacation, a dream come true!"

CST #2076527-40



*Fare applies to a minimum lead-in category on a space-available basis at time of booking. Fares are per person, non-air, cruise-only, based on double occupancy and apply to the first two passengers in a stateroom. Taxes, fees and port expenses are additional and subject to change. This offer is capacity controlled and may not be combinable with any other public, group or past passenger discount, including onboard credits. Offer is not transferable and is available to residents of the 50 United States, Canada, Puerto Rico, Mexico and the District of Columbia who are 21 years of age or older and receive this offer. Fares quoted in U.S. dollars. Please refer to the applicable Princess Cruises brochure or princess.com for terms, conditions and definitions that apply to all bookings. © 2019 Princess Cruises. Ships of Bermudan and British registry.

Meissner
Sewing & Vacuum Centers

MEISSNER SAVINGS COUPON

Exclusive for Guild Members!

20% OFF

IN-STOCK ACCESSORIES & NOTIONS*

*Discount taken from MSRP on in-store purchases. Not valid with any other offers. Selection varies by location. In-stock items only. Some restrictions apply. See store for details.



Visit us at our NEW home at 1455 Santa Rosa Ave.
Now with more space for in-store events, fabric, and more of the products you love!





www.MeissnerSewing.com

PROUD TO BE AN AUTHORIZED DEALER
Availability varies by store.



Sacramento 2417 Cormorant Way (916) 920-2121	Folsom 98 Clarksville Rd., Ste. 130 (916) 984-7071	Roseville 9250 Fairway Dr., Ste. 110 (916) 791-2121	Santa Rosa 1455 Santa Rosa Ave. (707) 575-5259	San Jose 4688 Meridian Ave. (408) 264-4880
--	--	---	--	--



Local Quilt Guilds

- | | | |
|---|---|--|
| NORTHERN CALIFORNIA QUILT COUNCIL
http://www.ncqc.net/ | Moonlight Quilters of Sonoma County
http://www.mqsc.org/ | Petaluma Quilt Guild
http://www.petalumaquiltguild.org/ |
| Carquinez Straight Stitchers (Benicia)
http://www.cssquilter.org/ | Mt. Tam Quilt Guild (Marin County)
http://www.mtgq.org/ | Piecemakers Quilt Guild of So. Alameda Co. (Fremont)
http://www.piecemakersguild.org/ |
| Diablo Valley Quilters (Danville)
http://www.diablovalleyquilters.com/ | Napa Valley Quilters Guild
http://www.napavalleyquilters.org/ | San Francisco Quilters Guild
http://www.sfquiltersguild.org/ |
| East Bay Heritage Quilters (Albany)
http://ebhq.org/ | North Wind Quilters Guild (Fairfield)
http://www.northwindquiltersguild.com/ | Santa Clara Valley Quilt Association (Campbell)
http://www.scvqa.org/ |
| Guild of Quilters of Contra Costa County
http://www.gqccc.org/ | Pacific Piecemakers Quilt Guild (Gualala)
http://www.pacificpiecemakers.org/ | Sonoma Quilters United in Loose Threads
http://sonomaquilt.webs.com/ |
| Ladies of the Lake Quilt Guild (Kelseyville)
http://www.llqg.org/ | Pajaro Valley Quilt Association (Aptos)
pvqa.org | Vallejo Piecemakers (Vallejo)
http://vallejopiecemakers.org/ |
| Mendocino Quilt Artists Guild (Ukiah)
http://mendocinoquiltartists.blogspot.com/ | Peninsula Quilters Guild (Redwood City)
https://www.peninsulaquilters.org/ | |
| Monterey Peninsula Quilters Guild
http://www.mpqg.org/ | | |

Santa Rosa Quilt Guild Affiliates

BAY QUILTS

Sally Davey & Abbey Shane
5327 Jacuzzi St. #3-C
Richmond, CA 94804
(510) 558-0218

<http://bay-quilts.shoplightspeed.com/>
sfbayquilts@gmail.com
daveysally49@gmail.co

Monday - Friday 10:00 - 6:00
Saturday - Sunday 12:00 - 5:00

MEISSNER SEWING & VACUUM CENTER

James Meissner, Owner
Authorized Baby Lock, Brother, Bernina,
Janome and Gammill Dealer
1455 Santa Rosa Ave.
Santa Rosa, CA 95404
707-575-5259

<http://www.meissnersewing.com/>

Mon - Fri: 10:00 to 6:00
Saturday: 9:00 - 5:00

BOLT FABRIC AND HOME

Kate Barrett
219 N. Cloverdale Blvd.
Cloverdale 95425
894-2658

Tues. - Sat. 10:00 - 6:00
Sunday 11:00 - 4:00

<http://www.boltcloverdale.com/>
info@boltcloverdale.com

10% discount for SRQG members

MARIAN'S MAGIC NEEDLE QUILTING

Custom Machine Quilting
Marian Drain
1140 Sanford Ranch Rd.
Ukiah, CA 95482
472-0195

Hours by Appointment
cuddletimequilts@me.com

QUILTED ANGEL

Barbara Meikle
200 G Street
Petaluma, CA 94954
707-763-0945

Seven days a week
11:00 - 4:00

<http://quiltedangel.com/>

QUILTED VINE

Machine Quilting
Lynda McLean
2080 Mt. Olive Way
Santa Rosa, CA
707-528-4256
707-318-1940

Hours by Appointment
quiltedvine@sbcglobal.net

VILLAGE SEWING CENTER

John Furtado
506 Lewis Rd.
Santa Rosa, CA 95404
707-544-7529

Monday - Friday 10 am to 6 pm
Saturday 10 am to 5 pm

<https://villagesewing.com/>
john@villagesewing.com

BROADWAY QUILTS

Gery Rosemurgy, Owner
20525 Broadway
Sonoma, CA 95476
707-938-7312

www.broadwayquilts.com


Mon-Sat 9:30-5:30, 11-3 Sunday

CLOVERDALE QUILTING

Margaret Davids, Owner
111 Lake St.
Cloverdale, CA 95425
415-577-8407

<https://www.cloverdalequilting.com/>
cloverdalequilting@gmail.com

Hours by Appointment



SANTA ROSA QUILT GUILD



CONTACT INFORMATION

PRESIDENT

Genelle Voorhees
president@srqg.org

VICE PRESIDENT

Jan Nilsen

NEWSLETTER EDITOR

Jim Jensen

MEMBERSHIP

Jan Andrews, Sue Gragg,
and Vicki David

PROGRAMS

Janice Rodgers

MEETINGS AND MEMBERSHIP

The Santa Rosa Quilt Guild meets the first and third Thursdays of each month (in December only one meeting is held on the first Thursday) at 10:00 a.m. at the Santa Rosa Veterans Memorial Building, 1351 Maple Street, Santa Rosa, California.

Membership dues are \$35 per year. The calendar year is January to December; new members' dues are prorated. Regular meetings, special programs, use of the extensive library, and special discounts from some affiliates are benefits of membership.

MEETING ETIQUETTE

- ◆ **Please avoid chit-chat while someone is speaking to the group.**
- ◆ Please peruse the Silent Auction and Boutique before or after the meeting--not during the meeting.
- ◆ Please, do not browse the speaker's sales table during the meeting.
- ◆ Please set your cell phone to silent mode or turn it off, and do not take photographs during presentations.
- ◆ At Speaker Meetings, please move to the center of the rows and eliminate empty seats so late-comers will be able to find a seat and not disturb the group.

Thank You Sew Much!

