



President's Message

Last week we took some time out of our “busy” schedule and spent a few days in Palm Springs with friends we’ve known for 40 years and haven’t seen in seven. I was looking forward to a relaxing time, maybe sightsee a bit, and lay out by the pool with a glass of wine. It would be a good thing to step away from my quilting related life and just enjoy laughs and good food with friends. Shortly after we settled in, JT asked, “do you know anything about old quilts?” He wanted to know if I could help him figure out what to do with a family heirloom. He just happened to bring it with him from Phoenix.

The unassuming cardboard box was simply labeled “quilt.” I was expecting to see something like a “Grandmother’s Flower Garden” or patchwork quilt, all worn and faded. He said he had never seen the quilt, that his sister keeps it under her bed. We opened the top of the cardboard box to find treasures carefully wrapped in a plastic bag. Newspapers in the bottom of the box indicated the last time it was open was in the early 1980s.

The first item to present itself was the very bright striped backing of the old quilt. Curiosity piqued; we carefully lifted it out of the box to discover a truly incredible “crazy quilt.” If you aren’t familiar with “crazy quilts,” a short history (Wikipedia):

“Crazy quilts became popular in the late 1800s, likely due to the English embroidery and Japanese art that was displayed at the Philadelphia Centennial Exposition. American audiences were drawn to the satin stitches used in English embroidery, which created a painterly surface, which is reflected in many Crazy Quilts. The displays shown at the Japanese pavilion of silk-screened work and Japanese pottery with a cracked-glaze inspired the American audiences. Similar aesthetics began to show up in Crazy Quilts, including unique patterns, and stitching that resembled spider webs and fans.”

We opened the quilt and I was stunned. It looked like someone had just finished it. All fabrics, silks included, are bright and in perfect condition. The flawless and complex stitching could have just come off the skein. A deep blue velvet border sports triangular points tipped with colored “pipe cleaner worms” ... I don’t know what they are. Some individual patches are intricately embroidered; some are oil painted by hand; there’s even a spider in its web. On the back of the quilt is a heavily embroidered label with the letters “NBW” over a finely stitched “1886.”

“NBW” was JT’s great-great-grandmother, Nancie Bancroft Root Wells (1826-1911). Her daughter, Mary Elizabeth Welles Pullen (1862-1941) created the oil painted pieces.

There were other treasures in the box as well – delicately made muslin garments with handmade lace, perhaps a child’s confirmation dress; various handmade lace pieces; a densely embroidered Christmas pillow case; a monogrammed gold thimble in its case; and an alphabet sampler made by Nancy (she changed the spelling of her name) Root, age 10, July 30th, 1836, on a very fragile piece of linen.



President's Message continued

The first thing I suggested to JT was to stop storing these items in a cardboard box and plastic, and invest in an archival box and archival paper. I told him that I have very little knowledge about antique quilts, but this one appears to me to be of superior museum quality.



When I came home, I started to research places he might contact to get more expert advice. In the process I came across The Quilt Index www.quiltindex.org/. If you have any



interest in the history and archiving of quilts, I highly recommend browsing through the site. "The Quilt Index is a partnership of The Alliance for American Quilts, MATRIX: Center for Humane Arts, Humanities and So-

cial Sciences Online and Michigan State University Museum. The Quilt Index contains digital images and history on more than 50,000 quilts (and counting!).

Contributors from 25 museums, libraries, universities and state documentation projects are already participating in this unmatched virtual collection. The Quilt Index is one of the largest test beds for digital humanities and cultural heritage resources on-line.

Online access allows these items to be viewed and studied without harming the often-fragile originals." – The Quilt Index Through the Quilt Index, I found a group in Arizona that should be able to document the quilt and give JT the information he needs.



I'm very grateful that I experienced this once in a lifetime reveal of a spectacular representation of a gaudy, gilded age.

Jim Jensen



From our website:

Hi There,

We love our quilt that your organization made for us! Thanks so much for taking the time and from the look of it, the love that went into making it. We will enjoy it for many years. This is part of the silver lining of surviving a disaster. The community outreach has been awesome. Thank you Carroll Hirsch for making the offer to us and doing what it took to have us receive it.

Love, Chris & Janis Henry & family



From Elizabeth Anderson:

Yesterday I was in Joanne's Fabrics, in the pins and needles section, when a lady asked me for help choosing hand sewing needles. She was building a little sewing kit because, she said, she lost everything. I asked if her home had been lost in the fire. She said yes, and that it was just three days after she had been diagnosed with cancer. Her treatment was shifted to Oakland.

I said I've been making some quilts for fire victims. Her face lit up. "Oh, I have one! It's from the Santa Rosa Quilt Guild! It brings me so much love and comfort." I said I was in the guild, and would pass on her gratitude.

Her name is Beverly. We chatted a while, and then hugged in the aisle...more than once. I wish I could pass on that hug to all the rest of you. This email will have to suffice.

Programs and Workshops

April 21 & 22, 2018

Lorraine Olsen

www.lorraineolsenquilts.com

Thursday lecture:

My Passion For Miniature Quilts

Friday workshop:

Paper-piecing Miniature Blocks

Cost: \$40.00 + \$5.00 pattern fee



May 17 & 18, 2018

Maggie Ball

www.dragonflyquilts.com

Thursday lecture:

Quilters Without Borders

Friday workshop:

Op-art Kaleidoscope

Cost: \$40.00



June 21 & 22, 2018

Mel Beach

www.melbeachquilts.com

Thursday lecture:

Challenge Yourself

Friday workshop:

Magnificent Mandalas

Cost: \$40.00



 Rhonda Denny

Seats are still available in all three of these SRQG workshops.

Contact me for registration details!

Board Meeting

Thursday, April 26, 2018

10:00 a.m.

Scottish Rite Family Room

All Members Are Welcome

Block of the Month

Keeping with the theme for 2018 (each new BOM begins with the first letter of the current month and uses a hue of Ultra Violet), the April BOM is "A is for Axis." An axis is a straight line (imaginary) by which

an object may rotate or that divides an object into symmetrical halves. Looking at this BOM, it is easy to imagine a straight line extending from top to bottom through the center of the block symmetrically dividing the block in half. The Axis block uses only two colors, white or white on white

and a hue of Ultra Violet. The 10" block is made of 16 half square triangles (HST). It's all about the placement of the HST's that create the block design. Accurate placement of the HST's will produce a block that rotates on its "Axis"! The directions are on our website, <http://www.santarosaquiltguild.org/userfiles/file/BOM-2018-April-Axis.pdf>

. Sew one or as many as you like. In sewing the 1st one, it took a little longer because I was figuring out (keep your seam ripper handy!) the placement of the HST's. Subsequent blocks went much faster! Hope you share in as much enjoyment as I had creating the Axis block!

Special Note for New Members: Join in the fun of sewing a BOM. A new BOM is introduced at the first meeting of each month. You can increase your chances of winning by sewing several blocks because for every block turned in, you receive a raffle ticket. At the first meeting of the following month, a drawing takes place for a Guild member to win all the blocks that have been completed that month.

 Cathy Conover & Jeanne Parent

Sew-A-Row

Guess what? If you are working on round two of a Sew-A-Row, please complete and hand it to Genelle at the April 5th Meeting.

We are looking forward to seeing your beautiful additions. We are always amazed by the creativity and workmanship of these quilts-in-the-making.

 Sharon Oman & Genelle Voorhees

Library News

The following is a list of the books that came into our possession since our last newsletter. For images of the covers and more detailed descriptions of the items, just click on LIBRARY on our website www.santarosaquiltguild.org Linda Hooper has written easy-to-understand directions about how to utilize the library site. To locate her instructions, click on the underlined "here" in the second paragraph at the top of the library page. Let me know if you would like guidance with the site and we'll sit down at the Library's laptop computer after a meeting. *A hint: if you are looking for an author, remember to type in the last name first, and if you are searching for a book title, type in the first "important" word leaving the a, an, and the's 'til the end.*

Want to know what our Go! Baby Accuquilt cutting system is all about? Type in Go! in the Search box at the top of our website's Library page and learn not only what it is, what it does, but also find a list of our dies. You can also find all of our Go! "toys" listed at the bottom of the Library's Home Page on our website. Our thanks to guild member Mary Reder for sharing her Go! Baby cutting machine with us. Also, a thank you to Linda Silva for giving our guild the next-larger size of cutter and many dies that she won in a raffle. Reserve the machines and dies just like a library book. Yes – we give (free) lessons!

Our brand new library items:

RED & WHITE QUILTS – INFINITE VARIETY by Elizabeth V. Warren – Presented by the American Folk Art Museum – Just an incredible collection of quilts and super book – be sure to read about how the quilts were obtained, how the idea of the display was conceived, and how it all miraculously happened – absolutely fascinating! – a GREAT donation from Melissa Trunick

MODERN QUILTS – DESIGNS OF THE NEW CENTURY – The Modern Quilt Guild (Riane Menardi, Alissa Haight Carlton, and Heather Grant) – suggested by Judy Mathieson

MAGIC ADD-A-STRIP QUILTS by Barbara H. Cline

THIMBLES & THINGS by Kumiko Sudo

APPLIQUE SEW DEAR TO MY HEART by Elle Colquitt (donated by Vicki David)

QUILTS FROM SWEET JANE by Sue Pfau (a donation)

Library News continued

ONE-PATCH TUMBLER QUILTS by Rosie Gonzalez (a donation)

CATS AND DOGS by Elizabeth Spannring (a donation)

Be sure to let me know if you find an item that our library "needs" (books, DVDs, and Go! Baby dies, magazines).

Have you pawed through the ever-growing box of rulers, templates, and stencils that have been donated to our library for members to check out?

Need a fabric pen to sign a block? Sharon 'the Librarian' will loan her personal collection during meetings. Tip: Iron a piece of freezer paper to the back of the area before signing so the fabric stays taut.

And don't forget that we have magazine subscriptions to:


FONS AND PORTER'S LOVE OF QUILTING, MACHINE QUILTING UNLIMITED, AMERICAN QUILTER, QUILTMAKER, MODERN QUILTS UNLIMITED, QUILTING ARTS MAGAZINE, and MODERNE (from Quiltmania).

We also have many past issues of: PRIMITIVE QUILTS AND PROJECTS, QUILT LIFE (Alex Anderson and Ricky Tims - Discontinued with the October 2014 issue -darn!), MINIATURE QUILTS, Japanese magazines, QUILTMANIA (European), and QUILTERS NEWSLETTER.

Wearing your nametag is a huge help to everyone. This is an excellent way for us to get to put names and faces together.

Check out as many of our more than 3,305 books, DVDs, and CDs, plus magazines, (and Go! Baby equipment as you wish) ~~ just remember to return them to the very next meeting, pretty please, as there are so many members in the guild who also wish to use the items.

Our library needs many, many volunteers. You do not need to formally sign-up to help – we'll take whatever time you can spare before or after any meeting. If you do not like the job you are given, don't be shy – let us know what you would rather do. I can never thank everyone enough for their assistance and support with making our library the best in the entire world!



Sharon
'The Librarian'
Fry

Library News continued ➔

Boutique and Raffle

The Boutique and Raffle are progressing very well this year. We are getting lots of volunteers to help set up and take down. All help is greatly appreciated. Winners of the raffle for March 15th were Leslie Kruse, Chris Nolen, Joanne Meaney, and Cecile Clabaugh. We did not get the name of the fifth winner. We just hope everyone is enjoying the baskets and get inspired after winning one...

For all those who attended the Healdsburg Quilt Show, here's hoping you thoroughly enjoyed yourself and the show. There were five Guilds represented, after three had to cancel at the last minute, but there was still a nice variety. Because of weather, the holiday, and other activities going on, attendance was down from previous years but still a good showing of people coming through, with only positive feedback on everything shown.

I am not sure how well the other guilds did but the SRQG did the best ever for a six hour venue. Over \$1000 for the total amount. A whopping successful day for a minimum amount of work from volunteers after Linda Hooper and I had our little tantrum at the last meeting. There were more than enough volun-

Boutique and Raffle continued

teers, finally, and it made for a very successful and profitable day.

It would be fantastic to see more volunteers stepping forward instead of the same people doing all the work all the time meeting after meeting.... Saying that, it is noted that a few new members are requesting to get involved, and it is appreciated and wonderful to see. That is how the love of quilting is passed down to the next generation.

Thank you everyone for all the help at meetings and at the show. A special thanks to Carol Behlke, and Heidi Anderson who helped hang quilts on Friday and then take them down on Saturday. It was so great not to need a step stool. Janice Rodgers and Wendy Feist were also a great help taking quilts down and loading them into my car. Do they know how to pack a van!!! What I hauled over in a loaded van in two days they got back in my van for one trip home. Of course, we sold a lot of stuff and some people took their quilts home with them.

Thanks ladies for a fabulous job. It was a great weekend.

🌸 Betty Upchurch

Boutique and Raffle continued →

Meissner Sewing & Vacuum Centers

Northern California's Largest Sewing, Quilting, and Embroidery Retailer

Free Classes

with new machine purchase

Low Price Guarantee

We will not be undersold!

On-Site Repairs

By certified sewing machine & vacuum technicians

Largest Showroom

of sewing machine furniture on the West Coast!

Meissner Complete Protection Plan

One of the best warranty plans in the industry!



Authorized Dealer



Sacramento
(916) 920-2121
2417 Cormorant Way

Folsom
(916) 984-7071
Clarkville Rd. Ste. 150

Roseville
(916) 791-2121
9250 Fairway Dr., Ste. 110

Santa Rosa
(707) 575-5259
1250 Mendocino Ave.

Sewing & Vacuum Centers

MEISSNER SEWING COUPON

20% OFF

Accessories & Notions*

Valid April 1 - 30, 2018 in store only

*Offering April 1 - 30, 2018. Discount taken from MSRP. May vary with any other offers. Selected items only. In-stock items only. Some restrictions apply. See store for details. Although we strive for accuracy in all of our publications, we are not responsible for typographical errors, misprints or printing errors.

Janet Shore Featured at EBHQ Show

The East Bay Heritage Quilters just had their 'Voices in Cloth Quilt Show' where the 15 Founding Members were among the featured artists of the show. Our humble and dear Janet would say, "I just make quilts," but we know that Janet started the EBHQ - as well as Northern California Quilt Council and Pointless Sister's Art Quilters. She studied under Roberta Horton for many years. Her quilts have been featured in over 20 periodicals and publications, 58 exhibitions, fashion shows, and TV interviews. She is a quilt show judge and quilt curator, and she has traveled to France and Japan for International Quilt Shows over the last 40 plus years.

Rhonda: Janet, when did you begin quilting?

Janet: 1973, at the age of 50. I started taking Roberta Horton's Adult Education classes, both night and day courses. Also, I was the first quilter in my family.

R: Do you remember the fabrics of the day?

J: They were awful! Browns, orange, rust and beige, poly and poly blends.

R: How did you stay inspired with these materials?

J: By taking Roberta Horton's classes...and traveling to see what the rest of the world was quilting. After a time, one of Roberta's students opened a quilt shop - Patience Corners - which is the name of a quilt block. Then the fabrics began to improve in design and cotton content.

R: Your quilts are so beautiful. Do you have a favorite?

J: Oh no, I can't choose a favorite. (R: I understand, it would be like choosing one's favorite child. Each is the best in their own way.)

R: Do you have a quote for me?

J: The quilters are the most important to me, then the quilts.

R: I asked one of your dear friends, Joe "the Quilter" Cunningham, if he would offer some thoughts.
He wrote:

"Janet has dedicated herself to the cause of quilting and quilt history like few others. When I think about the new generation of quilters who are almost a-historical, it is Janet and her tremendous collection of historical quilt books that make it clear what the younger, newer quilters are not learning.

"But most important of all is the fact that Janet has a sense of style and confidence about her quilting that only comes from such a long immersion in the quilt world. She has seen the rise and the decline of the quilt world that exploded in the 1970's through the last few years. When I went to visit her at her house last month, it was clear to see how thoroughly she has lived it. Fun, smart, beautiful inside and out, Janet is one of my favorite people.... And she makes cool stuff."

I could not agree more!

 Rhonda Denny



Community Quilts

Thursday April 5 will be the parade of 100 quilts to be donated to the Valley of the Moon. This is always a favorite meeting of the guild. Our videographer Linda Hooper will film the Quilt Parade, so please don't stop the quilt holders for pictures.

Thursday May 3 will be a quilt-a-thon for the whole guild. It is a fun day of quilting, bring your machine. As always there will be quilts in all stages to work on. It is a fun day to visit with friends and make great progress on all the quilts we need for donations.

For those who like to make quilts at home:

After this year's donation of the 100 quilts to the Valley of the Moon Children's Home we will need to start accumulating quilts for our 2019 donation. The quilts should measure approximately 40 x 60.

Each December we donate toddler quilts to Alternative Family Services, a non-profit that supports foster care families in the county. These quilts should be larger than baby quilts. We also donate lap quilts to deserving seniors in skilled nursing facilities and to Secret Santa. Some go to Verity, a non-profit in Santa Rosa that provides services for rape victims. These should be approximately 40 x 60.

Baby quilts that measure 32 x 40 are donated to the Sutter and Memorial neonatal intensive care units and to the county Public Health Nursing program. If you need batting or backing for a community quilt, please talk to one of us.

Thank you to all who so generously participate in making quilts for our community!



Pam Beebe, Laura Barrett,
Nancy Stedman & Janet Tonkin


Friendship Blocks

It is time for new Friendship Block requests! If you have made at least 3 Friendship Blocks for SRQG members you are eligible to submit your very own request. The updated FB credit sheet will be posted in April.

Do you have an idea, theme, or favorite block to share? Contact Janice Juul to get started.



Janice Juul



COMMUNITY QUILT SIZES

If you are making donation quilts on your own, these are the approximate sizes most needed.

32" x 40" Baby Quilts	For Sutter & Memorial NICUs, Public Health nursing, & teen moms. We provide kits for making the tops, or you may use your own fabrics.
40" x 60"	For Valley of the Moon and other Organizations serving children in need. Please use bright colors for young children or fabrics that will appeal to teenagers.
50" x 65"	For 18 year olds aging out of the Foster Care system and for women residing at the YWCA Safe House.
40" x 60"	Lap quilts for adults. Given to Secret Santa, women being served by Verity, seniors in local convalescent hospitals, & others.
Doll Quilts	For little girls & boys. We collect them throughout the year and donate during the holidays.

Thank you to all who are involved with this important outreach project!

Wine Country Quilt Show

Thank you for helping make this quilt show a wonderful experience for all. We appreciate all your entries, your volunteering, your "boutique" and your participation.

April 8 is the deadline for submitting entries.

Entries:

Representatives will be at the April 5th meeting with cameras for taking photos of your quilts & collecting paper entry forms.

Volunteers:

April 5th we will have the sign up sheets for show volunteers. Show volunteers receive free entry to the show when working 2 shifts. We have openings for volunteering Friday, Saturday, and Sunday.

Lunch Potluck:

Volunteers can participate in the potluck lunches. Sign ups will taken for your contributions.

Your Opportunity Quilt will be displayed, and you may sell your raffle tickets as usual.

Thank You, Gina Stateler-Calhoun-Show Chair

Technique Sharing Workshops

These are the upcoming technique sharing workshops for the next couple of months. These workshops take place after lunch on dates listed below. Our members share their skills and insights. We have a very talented group of sewers and quilters so be sure to take advantage of them.

April 19, 2018

FABRIC GIFT BAGS with LINDA HOOPER

Fabric bags are quick and easy to make in any size and for any occasion. They are beautiful and reusable. Also a great way to use large novelty prints. Join Linda for a demonstration on bag making and stock up before your next gift giving event and see how easy it is to get that last minute gift wrapped.



May 17, 2018

QUICK PLACEMATS with Genelle Vorhees

These are fun as you can use your orphan blocks, scraps or large prints. They go together quickly and are MUCH APPRECIATED. Genelle makes them for people who are served Meals on Wheels.



June 21, 2018

NO MEASURE BINDING with Margo Pitter **BIAS BINDING with Genelle Vorhees**

Come and see how simple it can be to match up bindings perfectly without measuring. You will never have to struggle with getting those edges to be exact again.

Genelle will also show us how she makes her bias bindings. These are great for impact and if you want to do scalloped edges or other non-straight borders.



Technique Sharing Workshops continued →

April 2018

2018 SRQG Quilt Challenge

Sonoma Strong Wildfires, Resilience, and Recovery


We had an excellent turnout at the gathering of quilters who are interested in participating in this years' challenge. Quilters shared many varied ideas and some fiery fabrics were shared too. There was even one completed piece done in the modern style!

Everyone is invited to participate!. You did not have to come to that first meeting.

Watch this space for more information in the coming months.

Elizabeth Marrs
2018 Challenge Coordinator

Sunshine



Knowing that someone cares can really make a person's day brighter. Please contact me by phone or email if you know someone who could use a card from the SRQG.

Happy Sewing,
Jan Westerman
(Ms. Sunshine)

Technique Sharing Workshops continued

Stay tuned...we have many more interesting and useful ideas for you to come.

Please Note: For all TSWs there is usually a handout available on the website. Please download before the workshop if you plan to attend. I will only have a few available on the day of the workshop.

 Jan Nilsen

www.srqq.org

2018 Executive Board & Committees

2018 EXECUTIVE BOARD

President
Vice President
Treasurer
Secretary
Program Chair
Program Chair Elect
Parliamentarian
Members-at-Large

Jim Jensen
Linda Hooper
Carole Behlke
Janice Juul
Rhonda Denny

Sharon Fry
Vicki David
Joy McGoran
Pam McVey
Heidi Mitarai
Margo Pitter
Mary Wood

Friendship Blocks *
Historian *
Hospitality *

Library *
Membership *

Newsletter Editor
Nominating
Opportunity Quilt Ticket Sales *
Sew-A-Row *
Sunshine *
TSW (Tech. Sharing) *
UFO Challenge
Videographer *
Website *
Welcoming Committee
Past President

Janice Juul
Sharon Fry
Carolle LeMonnier, Judy Lindberg
Georgiann Morrissey
Sharon Fry
Jan Andrews, Sue Gragg and
Vicki David
Jan Andrews
Sharon Fry
Pam McVey
Sharon Oman & Genelle Voorhees
Jan Westerman
Jan Nilsen
Ellindale Wells
Linda Hooper
Linda Hooper
Rhonda Denny
Vicki David

2018 COMMITTEES

Block of the Month *
Boutique *
Challenge Quilt
Community Quilts *
Email Coordinator *
Fair Liaison
Finance

Cathy Conover & Jeanne Parent
Betty Upchurch
Elizabeth Marrs
Laura Barrett & Janet Tonkin
Sharon Fry
Pam McVey
Carole Behlke

* Standing Committee

Remember!

NAME TAG SHOW AND TELL COFFEE MUG
LIBRARY BOOKS LUNCH NO PETS NO FRAGRANCES
REUSABLE PLATE & FORK CELL PHONE ON SILENT

SRQG 2018 Calendar

APRIL

5 General Meeting

Valley of the Moon Quilt Parade
Opportunity Quilt Raffle
Sew-a-Row: Row 2 due

19 Program Meeting

Lorraine Olsen ~ "Miniature Quilts"
TSW ~ Linda Hooper ~ "Gift Bags"

20 Workshop

Lorraine Olsen ~ "Miniature Quilts"
Luther Burbank Art & Garden Center
9:00 a.m. to 3:30 p.m.
8:30 a.m. for set-up

26 Board Meeting

MAY

1 QUILTATHON!!

9:00 - 3:00 Scottish Rite Center
Bring your projects and lunch for this fun day of quilting and chatting!!!

17 Program Meeting

Maggie Ball ~ "Quilters Without Borders"
TSW ~ Genelle Voorhees: "Quick Placemats for Meals on Wheels"

18 Workshop

Maggie Ball ~ "Op-Art Kaleidoscope"
Luther Burbank Art & Garden Center
9:00 a.m. to 3:30 p.m.
8:30 a.m. for set-up

24 Board Meeting

31 FIFTH THURSDAY RETREAT!

Luther Burbank Art & Garden Center
Sewing begins at 9:00 - 3:00
Bring your own project or work on a community project! **All are welcome!**

Santa Rosa Quilt Guild Affiliates

BAY QUILTS

Sally Davey & Abbey Shane
5327 Jacuzzi St. #3-C ☞ Richmond, CA 94804
(510) 558-0218
<http://bay-quilts.shoplightspeed.com/>
sfbayquilts@gmail.com
daveysally49@gmail.co
Monday - Friday 10:00 - 6:00
Saturday – Sunday 12:00 - 5:00

BOLT FABRIC AND HOME

Kate Barrett
219 N. Cloverdale Blvd. ☞ Cloverdale 95425
894-2658
Tues. - Sat. 10:00 - 6:00
Sunday 11:00 - 4:00
<http://www.boltcloverdale.com/>
info@boltcloverdale.com
10% discount for SRQG members

BROADWAY QUILTS

Gery Rosemurgy, Owner
20525 Broadway ☞ Sonoma, CA 95476
707-938-7312
www.broadwayquilts.com
Mon-Sat 9:30-5:30, 11-3 Sunday

THE LONGARM LADY

AT QUILTY PLEASURES STUDIO

Custom Machine Quilting by Gari Jones
112 Schoolhouse Lane ☞ Geyserville, CA 95441
217-0087
<http://thelongarmlady.com/>
thelongarmlady@gmail.com
Hours by Appointment
10:00 - 4:00 Seven days a week
By appointment

MARIAN'S MAGIC NEEDLE QUILTING

Custom Machine Quilting
Marian Drain
1140 Sanford Ranch Rd. ☞ Ukiah, CA 95482
472-0195
Hours by Appointment
cuddletimequilts@me.com

MEISSNER SEWING & VACUUM CENTER

James Meissner, Owner
P.J. Lytton, Store Manager
Authorized Baby Lock, Brother, Bernina,
Janome and Gammill Dealer
1250 Mendocino Ave. ☞ Santa Rosa, CA 95401
707-575-5259
<http://www.meissnersewing.com/>
Mon - Fri: 10:00 to 6:00
Saturday: 9:00 - 5:00

QUILTED ANGEL

Barbara Meikle
200 G Street ☞ Petaluma, CA 94954
707-763-0945
Seven days a week
11:00 - 4:00
<http://quiltedangel.com/>

QUILTED VINE

Machine Quilting
Lynda McLean
2080 Mt. Olive Way ☞ Santa Rosa, CA
707-528-4256
707-318-1940
Hours by Appointment
quiltedvine@sbcglobal.net

VILLAGE SEWING CENTER

John Furtado
1455 Santa Rosa Ave. Suite B-1
Santa Rosa, CA
707-544-7529
Monday - Friday 10 am to 6 pm
Saturday 10 am to 5 pm
<https://villagesewing.com/>
john@villagesewing.com

**Change of
Information?
Don't forget to notify
the Membership Crew**

SANTA ROSA QUILT GUILD



CONTACT INFORMATION

PRESIDENT

Jim Jensen

president@santarosaquiltguild.org

VICE PRESIDENT

Linda Hooper

NEWSLETTER EDITOR

Jan Andrews

editor@santarosaquiltguild.org

MEMBERSHIP

Jan Andrews, Sue Gragg
and Vicki David

membership@santarosaquiltguild.org

PROGRAMS

Rhonda Denny

programs@santarosaquiltguild.org

MEETINGS AND MEMBERSHIP

The Santa Rosa Quilt Guild meets the first and third Thursdays of each month (in December only one meeting is held on the first Thursday) at 10:00 a.m. at the Scottish Rite / Masonic Lodge in Santa Rosa, 600 Acacia Lane, between Mission Boulevard and Middle Rincon Road on Highway 12 east of Santa Rosa.

Membership dues are \$35 per year. The calendar year is January to December; new member's dues are prorated. Regular meetings, special programs, use of the extensive library and special discounts from some affiliates are benefits of membership. For More information or to send a check for dues email:

membership@santarosaquiltguild.org

Meeting Etiquette

- ◆ Please avoid chit-chat while someone is speaking to the group.
- ◆ Please peruse the Silent Auction & Boutique before or after the meeting--not during the meeting.
- ◆ Please, do not browse the speaker's sales table during the meeting.
- ◆ Please set your cell phone to silent mode or turn it off.
- ◆ At Speaker Meetings, please move to the center of the rows and eliminate empty seats, so late-comers will be able to find a seat and not disturb the group.

Thank You Sew Much!

