



# Stitch 'n Times

Santa Rosa Quilt Guild  
P.O. Box 9251, Santa Rosa, CA 95405  
October 2020 • Vol. 44 • No. 10

## President's Message

Happy FALL! It is definitely in the air and all the trees are turning colors. I'm looking forward to cooler temperatures and more Zoom meetings until we can meet again at the Veterans' Memorial Building. Did you know that 100 people logged in to watch our September 17 Founders' Day Meeting? SRQG has two fabulous teams working together behind the scenes to produce our Zoom meetings and to post them on our website.

We have four ZOOM meetings in October from our Quiltathon put on by our Community Quilts Team, a Speaker Presentation by Silk and Salvage, a Quilt Studio Tour of some of our guild members' quilting spaces, to Joanie Bellinghausen's Mystery Quilt, plus Toni Anderson's guild challenge, Friendship Blocks, finishing up your UFO's, BOM's, Sew-a-Rows and much more. **Read this Newsletter** for more information on what our guild has in store for you. Your Board Members are awesome in helping to plan and support these activities. Thank you! Bring on the rain ...



 Genelle Voorhees

## Programs and Workshops

Note: All meetings, programs and workshops will be conducted using Zoom for the foreseeable future.

October 15, 2020

**Julia McLeod**

**Program: "Silk and Salvage - Where's the Cotton? Exquisite Quilts Made with Unexpected Materials"**

The program presentation at our meeting on October 15 will be presented by Julia McLeod from Silk and Salvage.

"Before easy access to the local quilt shop, before internet shopping, how and where did one obtain materials for quilt making? And once a quilt-maker




had a collection of available materials, how did those materials influence design and construction? What can we learn from quilts made with a restricted supply or unusual types or sizes of materials?

"We'll take a wide-ranging look at quilts made from silk, linen, wool, and other fabrics, such as clothing and manufacturing scraps ... as well as quilts made during times of privation and necessity. This talk showcases both historical and contemporary makers, and highlights some pretty awesome quilts. The trunk show includes both vintage pieces and some of our own work."

Note: Although we record our Zoom meetings, we are not allowed to record our Program speaker. To see her presentation, you will need to attend our Zoom meeting live.

**Programs and Workshops continued →**



## Programs and Workshops continued

November 19, 2020

**Carol Ziogas**

**Program: “Japanese Fabric and Quilts”**

November 20, 2020

**Workshop: “Japanese Boro Sashiko Stitching”**

On November 19, Carol Ziogas, will present “Japanese Fabric and Quilts.” Carol's real love is fabric. She buys it, imports it, sells it, and collects ancient Japanese quilts. She says the Japanese make the very best textiles on the market today, and even the older pieces are still fabulous as they were made to last.



Carol owns a large Etsy shop and Studio store in her home in Alameda. In between all of that, she manages to teach quilting classes and lead trips for quilters to Japan. Many of our members have discovered her at PIQF selling her fabulous Japanese textiles.

Join Carol in her presentation about all the interesting things she does. You won't want to miss this.

**Workshop - Friday, November 20**

**“Japanese Boro Sashiko Stitching”**

Boro Sashiko – “Work with scraps to create something new. Based on historical samples of boro from my personal collection, we'll take bits of this and that, add needle and thread, and make a highly tactile art piece. Beginner to intermediate.”



This workshop will be, taught live online by Zoom. A Zoom format is necessary during our shutdown, but actually is an advantage for this type of class. You will have a front row seat to clearly see what the teacher is doing. At the same time, you will have access to the teacher as a live class to ask questions, get help when needed, and learn with other Guild friends.

**Programs and Workshops continued →**

October 2020

## Programs and Workshops continued

“Japanese Boro Stitching” originally was a method used to revive or repair old fabric. The hand stitching adds texture and interest to the piece, while connecting the fabric together. A project can be small or large, and is fun to work on and complete.



Ann Nolen

## Library

Enough is enough! I am giving up on this “staycation.” It is time to get back to reading before we all forget how. Those 3,473 books (plus tons of magazines and DVDs) in our guild's storage unit need to be enjoyed.

With a LOT of help from Joy McGoran, Mary Wood, Genelle Voorhees, and whoever else steps up to volunteer, we are trying an experiment on Wednesday, September 30. We are taking a cue from the Sonoma County Library system and will deliver library items to your vehicle as you drive up to the entrance to our storage building. We will be open from 11:00 a.m. until 1:30 p.m.

As this newsletter can be accessed by people all over the world, I am not giving particulars here as to the name of our storage unit, its address, or my email address. If you have questions, please consult your guild roster and email me. Yes, I prefer emailing as there seems to be a gremlin in my home that occasionally accidentally deletes phone messages from the machine, especially if he is trying to nap – and I hate missing calls.

Log on to our guild's website at [www.srqq.org](http://www.srqq.org) Click on “Library” on the left side. You will arrive at the Library's Home Page. There you will find a list of our newest acquisitions. If you do not see what you wish, use the SEARCH box near the top of the page. Having trouble? At the top of the home page go to the link of the very helpful tutorial Linda Hooper wrote on how to use our library's website. Still can't find what you want? Email me.

Bear with me as this is an experiment. If all goes well and we don't tick off the employees at the storage facility, we will try this service again in a couple of weeks. Watch for my emails and articles in the SRQG newsletter, if all goes well, to see if and when we can repeat this.

Email me by 4:00 p.m., Tuesday, September 29, 2020, with your requests so that I will have time to research to see if your library items have already been spoken for. If that is the case, your name will

**Library continued →**

[www.srqq.org](http://www.srqq.org)

## Library continued

be added to the reserve list. I will respond to you so that you do not have to make a trip and go home disappointed. You will not be limited to the number of items you request. And of course, it will be so nice if the items can be returned at our next library day.

This is also a good time for you to return library items so that we can process them and be prepared to offer them at our next library session. If you have items but cannot visit us on the 30<sup>th</sup>, email me and I will see if there might be a person in your neighborhood who can pick them up. Or if you have a group of friends in your area, maybe you can assign one to make the trip to drop off and pick up.

Be advised that there is no cell service at the storage unit, so we will not be able to take calls while at the library.

We will be wearing masks and gloves, and we all hope that everyone involved will be super careful to keep everyone safe from the dreaded deadly virus. So far as I know, none of our guild members has contracted COVID – let's keep it that way.

Here are our brand new library items:

**VICTORIA FINDLAY WOLFE'S PLAYING WITH PURPOSE – A QUILT RETROSPECTIVE** by Victoria Findlay Wolfe – 130 quilts representing over 35 years of work

**SINGULAR STARS – BOOK OF LONE STAR QUILTS** by Judy Martin – recommended by Cheryl Ogle

**AN ENGLISH PAPER-PIECED SAMPLER** by Darlene Beltman and Teresa Justice – not just hexagons, but also apple cores, Dresden plates, clam shells, baby blocks, bow ties, and many more patterns – very helpful pages in black and white are included that may be copied and colored in to help choose the perfect colors – Donated by Genelle Voorhees

**THIRD TIME'S A CHARM** by Barbara Groves and Mary Jacobson – Options for pre-cut charm packs (42 – 5" squares) – each of the seven patterns is shown in three different color combinations – a donation

**QUILTS MAKE A FAMILY** – A Harriet Truman/Loose Threads Mystery - #11 in the series (must read in order!) – by Arlene Sachitano – donated by former guild member Alice Friesen

**THE CHERRYWOOD CHALLENGE 2014: WICKED** – Donated by Melissa Trunick

**THE CHERRYWOOD CHALLENGE 2016: THE LION KING** – Donated by Melissa Trunick

**THE CHERRYWOOD CHALLENGE 2018: PRINCE** – Donated by Melissa Trunick

**THE CHERRYWOOD CHALLENGE 2019: BOB ROSS** – Donated by Melissa Trunick – See our own Ellen Cooper's quilt on page 38!

**DO THE HERKY JERKY** – a fast machine appliqué technique – by Kathleen Parman – a donation

**BLOCK – VOLUME 7, Issue 1, 2020** – Jenny Doan, Missouri Star Quilt Co. – a magazine that is treated like a book in our library – another nice donation

**QUILTFOLK – Issue 14** – South Carolina – Artist Jim Shore, and many other articles

**QUILTFOLK – Issue 15** – Nevada – Burning Man, and many other articles

**SWEET TWEETS** by Erin Cox – Various small projects featuring charming birds sewn with raw-edge appliqué – donated by Genelle Voorhees

**GO!Me** – the newest and smallest version of the Accuquilt cutting machines – As our guild has been such a good customer, Accuquilt treated us to this little 8.5 pound machine, plus two dies; one for cutting "Animal Buddies" (a piglet, owl, and frog) #55333, and "Owl Accessories/Posy Hair Tie, #55675, and a packet of felts for the projects. The first person to check out these dies may use the felt fabrics! Plus: a 6 x 6" cutting mat! This little cutter will accommodate dies that are 5 x 10, 6 x 12, 6 x 6, and even 6 x 24." Like its bigger sisters, it can cut up to six layers of quilting cotton at a time. This complete package is a \$129.99 value that we received for absolutely zilch! I will have this little GO! Me at the storage unit Wednesday the 30<sup>th</sup>, but for all other GO! items, contact Jan Westerman who is kindly storing them at her home.

And don't forget that we have magazine subscriptions to:

FONS AND PORTER'S LOVE OF QUILTING, AMERICAN QUILTER, QUILTING ARTS MAGAZINE, and MODERNE (from Quiltmania).

SEW – think about what techniques you want to learn, what might inspire you, which quilt-related novels you have been thinking about trying, and search through our stack via the website. (Sorry – you will not be invited into the library to browse as it is just too small for proper social distancing. Someday ... ) If we do not have what you need/want, let me know and I will try to purchase the item.

It goes without saying that I miss all of you, and look forward to seeing you again in our new "normal."



Sharon  
'The Librarian'  
Fry

# Friendship Blocks

Happy Fall Y'all! Fall has officially landed at my home in Sonoma this month. I bought little pumpkins to put on my windowsill above my kitchen sink and put the fall table runner on the table and had my traditional pumpkin spice latte to kick off the season. Changes in the seasons also bring thoughts of friends. Now that we are able to "see" each other by Zoom we are still together even though we are apart. Okay, that sounds a little like words in a country and western song perhaps, but it is a very good thing. Friendship shared in any way is always a treasure.

We share a little of ourselves every time we make a block for someone who has requested a Friendship Block. We have heard stories from some of our guild members who requested Friendship Blocks in the past and how much those quilts mean to them. Those blocks bring with them feelings of comfort and good wishes. Wouldn't that feel nice right about now? If you have ever thought about wanting a quilt just for you, let's get one started. The blocks can be as simple as two colors and any size you want. Or they can be made in any way, applique, pieced, paper pieced, embellished. The sky is really the limit. So put it on your list of "things to think about-seriously," contact me, and we will work it out and get it started.

If you haven't already signed up for the 2020 block request for Carolle LeMonnier, now is a very good time to do so. This request is pretty much anything goes. Any size, any colors, any style. So think about what 2020 has meant to you and make a block. We have all gone through so much so far this year (remember feeling a little anxious that we may all run out of toilet paper?) so now is a very good time to put whatever was or is meaningful to you this year in a block.



There are only five spots left for Pam Beebe's "Summer In Provence" block request. Those beautiful blue and gold colors in a block are perfect. Ah, makes you want to go there doesn't it? Next best thing is to dream about it as you work on your block for Pam.

All of the particulars for each of these block requests is on our website:

[www.srqg.org](http://www.srqg.org) under Friendship Block. If you want to sign up for either of these two requests in progress, email me and I will sign you up.

 Heidi Mitarai

Take good care my friends.



# Sew-a-Row




Would you like to try a new technique, color scheme, or theme that you might not normally do? Sew-a-Row is a great way to stretch, create, and give something new a try. Since you only have to do one row or round, the time commitment is minimal.

How it works:

1. Check the website for the rows in the program and look for something you would like to add a row to. Each Sew-a-Row will have a total of five rows when complete.
2. Contact Ann Nolen to arrange to sign them out.
3. Our committee is offering curb-side pickup and drop off from our homes in Santa Rosa, Healdsburg, and Cloverdale. If that doesn't work for you, we can help brainstorm a solution.
4. Our goal is to finish all five rows on each project by December 1. A drawing will be held in December 2020 to determine which participating quilter will win the completed project.

*Sew-a-Row Committee*


 Ann Nolen (Santa Rosa)  
Margo Pitter (Healdsburg)  
Jeanne Parent (Cloverdale)



## Block-of-the-Month

Well, when we started this year's BOMs, we promised "seasonal blocks." What can be more seasonal than pumpkins in the month of October? So get your orange fabrics out that's way in the back of your fabric stash – it's there, just keep looking. Get three to six different colors that you can stomach and cut six strips (if one is just a hint of orange, that's okay too ... too much orange is ... well too much orange.) Sew them together and that's all the orange you'll have to deal with. Add some brown for the stem and a green leaf to a light background and there you go – a sweet little pumpkin for the Halloween season. Enjoy! Make lots! If you win them and orange is not your "thing," they can easily be converted to next year's sew-a-row, OR beautiful placemats, OR maybe you'll end up liking orange! Try it.



 Carolle LeMonnier  
Joanie Bellinghausen

## Sewlutions

I really enjoy a good podcast, but I only recently discovered there are many good QUILTING podcasts! It is a great way to enjoy listening and learning while you work on your projects in your sewing space. If you are curious about podcasting, here are a couple of quilt focused recommendations to get you started. I hope you enjoy them!

**Hello My Quilty Friends** is hosted by Leah Day. She provides interviews, quilt fiction, and tips and tricks gleaned from years of running a creative business.

**Hip To Be Square** is described as the perfect soundtrack for your sewing room. Each episode tackles a different topic with Pam and Lynn, self-described quilting nerds.

**Connecting Threads** podcast is hosted by Kate and the Creative Threads team, with stories, interviews, tips and tricks and other quilt related chatter.

**The Off Kilter Quilts** hosts Francis, who shares stories of her life and quilt experiences, her family and her dog. She is also a writer of quilt fiction. She also reads quilt stories of her own and other writers on **The Quilt Fiction Podcast**.

If you find yourself enjoying these themed podcasts, just google "quilting podcasts" and you will find there are many out there for your listening pleasure. Happy quilting!

 Toni Anderson

## Community Quilts

Santa Rosa Quilt Guild will be working together to distribute quilts to Fire Survivors of the current local fires. We will coordinate this effort in a similar manner as the efforts in the past years. The Community Quilts Committee will be organizing the effort for the Fire Quilts.



Fortunately our efforts were jump started by the receipt of 10 beautiful tops from a woman named Bettie, who lives in El Cajon, Ca. She shares our passion for quilting and makes a variety of quilt tops. When she has a 'box full of tops', Bettie looks to see who might need them. She sent an email to SRQG explaining she had these tops and would like them to go to fire survivors. Pam Beebe contacted Bettie to tell her we would love these tops and we would be sure they were finished and given to fire survivors.



What we are asking our members is three things. First is to tell us if you know of someone who lost their home in the current fires and you feel would benefit by the donation of a quilt. Second is to donate finished quilts and/or quilt tops (minimum size 40"x60") We prefer to receive finished quilts to be donated if possible. Third is to volunteer to turn the donated quilt tops into finished quilts. Community Quilts will provide the quilt top, backing, and batting.

As our meetings are on Zoom and not in person, it will take a bit more creativity and time to coordinate this effort. Now that we have had some practice with the Virtual Quiltathon, it will be a bit easier to manage. We ask everyone to be patient and keep your sense of humor as this process evolves.

The details:

To request a quilt for a fire survivor: Contact Laura Barrett.

(Keep in mind that the member requesting the quilt will also deliver the quilt to the fire survivor.)

To donate a finished quilt or quilt top (minimum size 40x60") to be given to a fire survivor – Please mark the quilt or quilt top "for fire survivor" with tape or a

**Survivor Quilts continued →**

## Community Quilts continued

piece of paper and deliver to:  
Pam Beebe (Santa Rosa)  
Nancy Stedman (Sebastopol)  
Laura Barrett (Santa Rosa)  
Janet Tonkin (Oakmont)  
Margo Pitter (Healdsburg)  
Heidi Mitarai (Sonoma)

To volunteer to quilt a layered quilt for a fire survivor please contact:

Pam Beebe (Santa Rosa)  
Laura Barrett (Santa Rosa)  
Janet Tonkin (Oakmont)

It is heartwarming to see that when our Community has a need, SRQG steps up cheerfully to fill it.



Pam Beebe  
Janet Tonkin  
Laura Barrett  
Nancy Stedman

## COMMUNITY QUILT SIZES

If you are making donation quilts on your own, these are the approximate sizes most needed.

32" x 40" Baby Quilts	For Sutter and Memorial NICUs, Public Health nursing, and teen moms. We provide kits for making the tops, or you may use your own fabrics.
40" x 60"	For Valley of the Moon and other organizations serving children in need. Please use bright colors for young children or fabrics that will appeal to teenagers.
50" x 65"	For 18 year olds aging out of the Foster Care system, and for women residing at the YWCA Safe House.
40" x 60"	Lap quilts for adults to be handed out by Secret Santa, women being served by Verity, seniors in local convalescent hospitals, and others.
Doll Quilts	For little girls and boys. We collect them throughout the year and donate during the holidays.

## Snips and Pieces

There is something new on our website! A request was sent out to us to share what we have been doing in the virtual world to keep us motivated and sewing. It asked for recommendations for online quilting sites, virtual free classes, and other places we can visit and explore. Some really great suggestions came in and a list has been started. You can find it on our website. Facebook has many offerings as well. So if you have been following a particular artist or shop on Facebook, or know of any other appropriate sites, just let me know and I'll add it to the list. Thanks!!



Heidi Mitarai

## Placemats

It was great being able to have our first meeting after so long. If you watched the meeting, you saw the video that Ann Nolen put together of me in my garage talking once again about making a simple 12" X18" place mat. I know this is all information that you have heard before but we thought this could inspire you to get into your sewing rooms and do some simple sewing. Place mats are small enough to complete and finish rather quickly so you can get onto something larger and more creative.

Several people have turned in placemats recently and I think we are very close to having about 200 so far this year. Thank you all so much for contributing to this worthwhile project. If you have place mats to turn in, I have made arrangements to have a pickup spot at Village Sewing, and I also have a drop off box on my front porch in Oakmont. Ann Nolen has also offered to collect them in a box at her front gate in Rincon Valley. I have kits made up and can arrange to have those at these drop off locations if you let me know ahead of time. All of the addresses are listed in our current membership directory. Thank you and happy sewing!



Barbara Courtelyou

## Boutique

Boutique items, such as thread, thread catchers, etc., are available. I also have all the stencils available if you need to borrow them. All you have to do is call, text, or email me to say when you would like to pick them up.

Under some circumstances I might deliver or meet you at a convenient location. Hope you are all well and staying as busy as me.



Betty Upchurch

## Snips and Pieces

Virtual Tour of Sewing Rooms ...

That got your attention. Right?!

Have you ever wished you could peek into someone else's sewing room to see where they sew, how they organize their stuff, and perhaps where they get their inspiration? You will get your chance. We are creating a virtual "Studio Tours on Parade" for you to view several of our guild members' sewing/quilting rooms. Join us October 16 on Zoom as we do our virtual tour. If you are willing to show us your favorite sewing spot or sewing room, no matter how large or small, please let me know.



Genelle Voorhees

# 2020 Elected Board & Committee Chairs

## 2020 EXECUTIVE BOARD

President  
Vice President  
Treasurer  
Secretary  
Program Chair  
Program Chair Elect  
Parliamentarian  
Members-at-Large

Genelle Voorhees  
Jan Nilsen  
Carole Behlke  
Jan Andrews  
Ann Nolen  
Bonnie Butler-Sibbald  
Jim Jensen  
Toni Anderson  
Vicki David  
Alana Colburn  
Heidi Mitarai  
Margo Pitter  
Mary Wood

## 2020 COMMITTEES

Block-of-the-Month\*  
Boutique \*  
Budget  
Challenge Quilt  
Community Quilts \*  
Corresponding Secretary  
Crafts Fair

Joanie Bellinghausen  
Betty Upchurch  
Carole Behlke  
Debbie Faris-Cole  
Pam Beebe  
Janice Juul  
Bonnie Butler-Sibbald

Email Coordinator \*  
Fair Liaison  
Field Trip  
Friendship Blocks \*  
Historian \*  
Hospitality \*  
Library \*  
Membership \*  
Newsletter Editor  
Newsletter Proofreader  
Nominating Committee\*  
Opportunity Quilt Ticket Sales \*  
Sew-A-Row \*  
Sewing Room Sale  
Sunshine \*  
TSW (Technique Sharing Workshop) \*  
UFO Challenge  
Videographer \*  
Website\*  
Welcoming Committee  
Past President  
Zoom Committee

Sharon Fry  
Pam McVey  
Marsha McAlpin  
Heidi Mitarai  
Sharon Fry  
Carolle LeMonnier  
Sharon Fry  
Jan Andrews  
Jim Jensen  
Sharon Fry  
Jim Jensen  
Jim Jensen  
Frances Evans  
Ann Nolen  
Joy McGoran  
Jan Westerman  
Bonnie Butler-Sibbald  
Ellindale Wells  
Linda Hooper  
Linda Hooper  
Rhonda Denny  
Jim Jensen  
Ann Nolen

\* Standing Committee

# Santa Rosa Quilt Guild Affiliates

## BAY QUILTS

Sally Davey & Abbey Shane  
5327 Jacuzzi St. #3-C  
Richmond, CA 94804  
(510) 558-0218  
<http://bay-quilts.shoplightspeed.com/>  
[sfbayquilts@gmail.com](mailto:sfbayquilts@gmail.com)  
daveysally49@gmail.co  
Monday - Friday 10:00 - 6:00  
Saturday - Sunday 12:00 - 5:00

## BOLT FABRIC AND HOME

Kate Barrett  
219 N. Cloverdale Blvd.  
Cloverdale 95425  
894-2658  
Tues. - Sat. 10:00 - 6:00  
Sunday 11:00 - 4:00  
<http://www.boltcloverdale.com/>  
[info@boltcloverdale.com](mailto:info@boltcloverdale.com)  
10% discount for SRQG members

## BROADWAY QUILTS

Gery Rosemurgy, Owner  
20525 Broadway  
Sonoma, CA 95476  
707-938-7312  
[www.broadwayquilts.com](http://www.broadwayquilts.com)  
Mon-Sat 9:30-5:30, 11-3 Sunday

## CLOVERDALE QUILTING

Margaret Davids, Owner  
111 Lake St.  
Cloverdale, CA 95425  
415-577-8407  
<https://www.cloverdalequilting.com/>  
[cloverdalequilting@gmail.com](mailto:cloverdalequilting@gmail.com)

## MARIAN'S MAGIC NEEDLE QUILTING

Custom Machine Quilting  
Marian Drain  
1140 Sanford Ranch Rd.  
Ukiah, CA 95482  
472-0195  
Hours by Appointment  
[cuddletimequilts@me.com](mailto:cuddletimequilts@me.com)

## MEISSNER SEWING & VACUUM CENTER

James Meissner, Owner  
1455 Santa Rosa Ave.  
Santa Rosa, CA 95404  
707-575-5259  
<http://www.meissnersewing.com/>

## QUILTED VINE

Machine Quilting  
Lynda McLean  
2080 Mt. Olive Way  
Santa Rosa, CA  
707-528-4256  
Hours by Appointment  
[quiltedvine@sbcglobal.net](mailto:quiltedvine@sbcglobal.net)

## VILLAGE SEWING CENTER

John Furtado  
506 Lewis Rd.  
Santa Rosa, CA 95404  
707-544-7529  
Monday - Friday 10 am to 6 pm  
Saturday 10 am to 5 pm  
<https://villagesewing.com/>  
[john@villagesewing.com](mailto:john@villagesewing.com)

**Meissner**  
Sewing & Vacuum Centers

**MEISSNER SAVINGS COUPON**

Exclusive for Guild Members!

**20% OFF**

**IN-STOCK ACCESSORIES & NOTIONS\***

\*Discount taken from MSRP on in-store purchases. Not valid with any other offers. Selection varies by location. In-stock items only. Some restrictions apply. See store for details.



**Visit us at our NEW home at 1455 Santa Rosa Ave.**  
Now with more space for in-store events, fabric, and more of the products you love!



www.MeissnerSewing.com



PROUD TO BE AN AUTHORIZED DEALER  
*Availability varies by store.*



<b>Sacramento</b> 2417 Cormorant Way <b>(916) 920-2121</b>	<b>Folsom</b> 98 Clarksville Rd., Ste. 130 <b>(916) 984-7071</b>	<b>Roseville</b> 9250 Fairway Dr., Ste. 110 <b>(916) 791-2121</b>	<b>Santa Rosa</b> 1455 Santa Rosa Ave. <b>(707) 575-5259</b>	<b>San Jose</b> 4688 Meridian Ave. <b>(408) 264-4880</b>
--	--	---	--	--



## Local Quilt Guilds

- |  |   |  |
|--|---|--|
| <p><b>NORTHERN CALIFORNIA QUILT COUNCIL</b><br/><a href="http://www.ncqc.net/">http://www.ncqc.net/</a></p> <p><b>Carquinez Straight Stitchers (Benicia)</b><br/><a href="http://www.cssquilter.org/">http://www.cssquilter.org/</a></p> <p><b>Diablo Valley Quilters (Danville)</b><br/><a href="http://www.diablovalleyquilters.com/">http://www.diablovalleyquilters.com/</a></p> <p><b>East Bay Heritage Quilters (Albany)</b><br/><a href="http://ebhq.org/">http://ebhq.org/</a></p> <p><b>Guild of Quilters of Contra Costa County</b><br/><a href="http://www.gqccc.org/">http://www.gqccc.org/</a></p> <p><b>Ladies of the Lake Quilt Guild (Kelseyville)</b><br/><a href="http://www.llqg.org/">http://www.llqg.org/</a></p> <p><b>Mendocino Quilt Artists Guild (Ukiah)</b><br/><a href="http://mendocinoquiltartists.blogspot.com/">http://mendocinoquiltartists.blogspot.com/</a></p> <p><b>Monterey Peninsula Quilters Guild</b><br/><a href="http://www.mpqg.org/">http://www.mpqg.org/</a></p> | <p><b>Moonlight Quilters of Sonoma County</b><br/><a href="http://www.mqsc.org/">http://www.mqsc.org/</a></p> <p><b>Mt. Tam Quilt Guild (Marin County)</b><br/><a href="http://www.mtqg.org/">http://www.mtqg.org/</a></p> <p><b>Napa Valley Quilters Guild</b><br/><a href="http://www.napavalleyquilters.org/">http://www.napavalleyquilters.org/</a></p> <p><b>North Wind Quilters Guild (Fairfield)</b><br/><a href="http://www.northwindquiltersguild.com/">http://www.northwindquiltersguild.com/</a></p> <p><b>Pacific Piecemakers Quilt Guild (Gualala)</b><br/><a href="http://www.pacificpiecemakers.org/">http://www.pacificpiecemakers.org/</a></p> <p><b>Pajaro Valley Quilt Association (Aptos)</b><br/><a href="http://pvqa.org/">pvqa.org</a></p> <p><b>Peninsula Quilters Guild (Redwood City)</b><br/><a href="https://www.peninsulaquilters.org/">https://www.peninsulaquilters.org/</a></p> | <p><b>Petaluma Quilt Guild</b><br/><a href="http://www.petalumaquiltguild.org/">http://www.petalumaquiltguild.org/</a></p> <p><b>Piecemakers Quilt Guild of So. Alameda Co. (Fremont)</b><br/><a href="http://www.piecemakersguild.org/">http://www.piecemakersguild.org/</a></p> <p><b>San Francisco Quilters Guild</b><br/><a href="http://www.sfquiltersguild.org/">http://www.sfquiltersguild.org/</a></p> <p><b>Santa Clara Valley Quilt Association (Campbell)</b><br/><a href="http://www.scvqa.org/">http://www.scvqa.org/</a></p> <p><b>Sonoma Quilters United in Loose Threads</b><br/><a href="http://sonomaquilt.webs.com/">http://sonomaquilt.webs.com/</a></p> <p><b>Vallejo Piecemakers (Vallejo)</b><br/><a href="http://vallejopiecemakers.org/">http://vallejopiecemakers.org/</a></p> |
|--|---|--|





# Santa Rosa Quilt Guild



[www.santarosaquiltguild.org](http://www.santarosaquiltguild.org)

## PRESIDENT

Genelle Voorhees  
president@santarosaquiltguild.org

## VICE PRESIDENT

Jan Nilsen

## NEWSLETTER EDITOR

Jim Jensen

## MEMBERSHIP

Jan Andrews, Vicki David, Sue Gragg

## PROGRAMS

Ann Nolen

## MEETINGS AND MEMBERSHIP

**BY ORDER OF THE STATE OF CALIFORNIA, ALL SRQG IN-PERSON MEETINGS HAVE BEEN CANCELLED UNTIL FURTHER NOTICE. SEE DETAILS IN THIS NEWSLETTER ABOUT OUR ZOOM MEETINGS.**

The Santa Rosa Quilt Guild meets the first and third Thursdays of each month (in December only one meeting is held on the first Thursday) at 10:00 a.m. at the Veterans Memorial Building, 1351 Maple Avenue, Santa Rosa, California, across Highway 12 from the Fairgrounds.

Membership dues are \$35 per year. The calendar year is January to December; new members' dues are prorated. Regular meetings, special programs, use of the extensive library, and special discounts from some affiliates are just some of the many benefits of membership.



Santa Rosa Quilt Guild  
P.O. Box 9251  
Santa Rosa, CA 95405

October 2020 Newsletter