



Stitch 'n Times


Santa Rosa Quilt Guild
P.O. Box 9251, Santa Rosa, CA 95405
September 2020 • Vol. 44 • No. 9

President's Message

It's back to school for some, and it's back to "on-line" school for others. My great-niece, Kayla, was so upset because she really misses her friends and "on-line" school is not as much fun. But, her biggest complaint was, "Why can't I get a new lunch pail? I always get a new lunch pail for back-to-school! It's a tradition."

It brought back memories of my mom taking us three girls to San Francisco to the Emporium (the basement had the best deals on clothes). It was so much fun finding just the right outfit, plus a new sweater for winter. But remembering how we looked forward to finding just the right lunch pail (that was within our limited budget) was something we anxiously awaited. By time we entered junior high school, lunch pails were a thing of the past, as it was 'way cool' to use brown paper lunch bags instead. It touched my heart that Kayla felt the same way my sisters and I felt about that special lunch pail we shopped for every fall.

Hope this touches your heart too.



We are all missing each other, and missing the contact and the conversation. The SRQG Board is exploring new ways for us to stay connected.

The Board held a **ZOOM** Board meeting last month, and it went very well. We are hoping to start using **ZOOM** for our Guild meetings beginning in September. Read the information below regarding **ZOOM**. You will receive emails announcing more information about **ZOOM** in a few days. Stay tuned!

What is **ZOOM**?

ZOOM is a cloud-based video conferencing service you can use to virtually meet with others – either by video, audio-only, or both, all while conducting live chats.

What is a **ZOOM** Meeting?

A **ZOOM** Meeting refers to a video conferencing meeting that is hosted using **ZOOM**.

Do I need to install **ZOOM** to join a meeting?

A **ZOOM** account is not required if you are strictly joining **ZOOM** meetings as a participant. If someone invites you to their meeting, you can join as a participant without creating an account.

A **ZOOM** account is only required if you need to create your own meetings and send invitations to participants.

How do I join a **ZOOM** Meeting?

You will receive an email with a link to the upcoming **ZOOM** Meeting. Look at the email and click on the link a few minutes before the meeting is planned to begin. For instance, if it is a 10 a.m. meeting, click on the link at 9:50 a.m. and wait until the meeting organizer allows you to join the meeting. Getting everyone to call a few minutes before the meeting will allow you to enter early so you won't miss any of the meeting.



Genelle Voorhees

Opportunity Quilt



On Thursday, August 20, 2020, Frances Evans and Alana Colburn, Co-Chairs of the Opportunity Quilt Committee, met to complete the Raffle Drawing for the Opportunity Quilt. Linda Hooper was present as our photographer.

We verified that each ticket had a name and phone number. All the raffle tickets were in a plastic bin that we had mixed several times over the last couple of days to be sure all the tickets were separated. We shook the tickets up one last time. Alana dug down into the bin and picked the winning ticket which belonged to Julie Hulbert from Cloverdale.

We called Julie and informed her that she was the lucky winner of our quilt. She was very joyful and said she had never won anything before. Julie had purchased about \$20 worth of tickets from the SRQG booth at the Cloverdale Citrus Fair in February 2020.

When I delivered the quilt, Julie was so happy. She inherited an interest in quilts from her grandmother. I invited her to come to a meeting if she was interested in learning more about quilting.

When asked what she was going to do with the quilt, she replied "It's going on MY bed, I love it."

Just a note of thanks to everyone that helped to sell or purchased tickets to support the Santa Rosa Quilt Guild. You can find a video of the drawing on our blog at <http://www.santarosaquiltguild.org/weblog/>



Frances Evans
Alana Colburn

Friendship Blocks

We still have room for Carolle LeMonnier's "2020" request. She would like blocks that represent this topsy-turvy year and what it means to you. All the good and perhaps not so good that has been going on in our world.



You can see more information for Carolle's request on our website.

The gnomes are running amok over on the Friendship Block web site. Almost all of the "You Gnome I Love You" blocks are in the hands of Janice Juul. She is looking forward to sewing them together. We are looking forward to seeing them all in one place.

Remember, it only takes three credits to request a Friendship Block quilt of your own. You can see how many credits you have on the web site or email me; I would gladly let you know. So put on your thinking cap and come up with an idea and email it to me. Together we will write it up and get it going.



Heidi Mitarai



Sew-a-Row



Would you like to try a new technique, color scheme, or theme that you might not normally do? Sew-a-Row is a great way to stretch, create, and give something new a try. Since you only have to do one row or round, the time commitment is minimal.

How it works:

1. Check the website for the rows in the program and look for something you would like to add a row to. Each Sew-a-Row will have a total of five rows when complete.
2. Contact Ann Nolen to arrange to sign them out.
3. Our committee is offering curb-side pickup and drop off from our homes in Santa Rosa, Healdsburg, and Cloverdale. If that doesn't work for you, we can help brainstorm a solution.
4. Our goal is to finish all five rows on each project by December 1. A drawing will be held in December 2020 to determine which participating quilter will win the completed project.

Sew-a-Row Committee




Ann Nolen (Santa Rosa)
Margo Pitter (Healdsburg)
Jeanne Parent (Cloverdale)

Block-of-the-Month

It's that time at the end of summer when we are at our hottest and all the vegetables and fruit are at their best. It's also time to can them because you know you can't eat them all. This canning doesn't require a hot stove and a pressure cooker!



Just get your favorite fabric and "can" it for the "Summer Bounty" September Block-of-the-Month! You don't even need vegetables or fruit; you can "can" anything you want – candy, butterflies, rose petals – anything that is pretty and makes you smile. The block is 6-1/2" by 7-1/2" and the background is light with the lid any dark material. The instructions are on our website and remember the more you make the more chances you have to be a winner!

 Carolle LeMonnier
Joanie Bellinghausen

Needle and Thread

by Jim Jensen

The question about "copyright" has come up frequently over the past several years. Hopefully, this will clarify some of the issues.

A "copyright" means exactly that. One who owns the "copyright" is the *only* person who has the right to control the copying and distribution of their work. It only applies to creative works which exist (or could exist) in a concrete form such as a pattern, tool, or block design. An idea is not protected by copyright, nor is a technique, nor is a style.

The best thing to do is to do your own work.

If you are using someone else's pattern or design, give them credit and let your friends know where you got your inspiration.

It's the law, but in the quilting world, there are no police (or so they say). Most importantly, it is the ethical thing to do, and it's only fair to acknowledge the creator of a design.

There is a lot more detailed information available for you on our blog at

<http://www.santarosaquiltguild.org/weblog/>



Jim



Sewlutions

I have been doing a lot of listening/browsing/watching "You Tube." It is in the background when I am sewing, and I indulge with more attention at night when I am winding down for the day. I call it "You Tube University," because if you want to learn just about anything at all, it is most likely on You Tube! I noticed that there are a lot of tips and tricks that I had not been aware of. One of those tips is the many uses for painter's tape!

- ◆ Stack several layers of tape together to make a sewing ledge. Five layers works nicely. Tape it to your 1/4" sewing line to guide your fabric through for consistency.



- ◆ Use the same stacking technique to form a ledge on your ruler. Turn the ruler over and let the fabric butt against it for consistency.



- ◆ Use the tape to be a guide for your straight-line quilting.

- ◆ Use the tape to pick up stray threads.
- ◆ Tape your blocks to the wall or design wall.
- ◆ Quick and easy name tags for your shirt or your sewing equipment.



- ◆ Note to self: setting for machine that you use a lot.

I know there are more, but these were the ones I thought would be most useful to me.

Be calm and Quilt on!



 Toni Anderson

Rollin' Rho Reports



Dave and Rhonda



Mark N

“California International Marathon,” from Folsom Dam to the Capital steps. Sacramento, Ca., December 2019. Twenty-six point two miles. Start time? 7 a.m. My brother, Mark N, drove down from his little mountain town in the middle of Washington to push me. My chaperone, Mark B, and I had left Santa Rosa at 3:30am. We were going to meet Mark N downtown, where he would leave his car and take him to the starting line. Everything was going great until the appointed meeting time. Somehow, we ended up

so miles past our exit. The sun was rising and the officials close the gate at 6am. I began to get anxious. We have been planning this marathon for over a year. It was a good plan. It could have worked. Mark N drove down from Washington to push me in our borrowed Ainsley’s Angels racing wheelchair. Ainsley’s Angels is a nonprofit that provides racing chairs for “differently-abled” people to have the marathon experience.

We finally found our way to the meeting place. We collect Mark N and take off like a rocket back up the hill. We arrived at the top of Folsom Dam with only moments to spare before lockdown. The plan was to take advantage of an offer from Ainsley’s Angels. My manual wheels were supposed to be tossed in the back of the Ainsley’s Angels truck and taken to the finish line for a quick transfer from the racing chair to my own chair. But upon arrival, we discovered that Ainsley’s Angels had no such provision. A quick re-think. Mark B kept the manual chair and was then ushered off the dam. The plan was, he would head to his mom’s for breakfast and monitor the race from his phone. The plan was when he sees that we are returning downtown, he would come retrieve me at the finish line. Really, it was a good plan.

When one uses an Ainsley’s Angels chair, each athlete is assigned two runners to push so no one person carries the load - in this case, me. Mark N is a

Rollin’ Rho continued ➔

Rollin’ Rho continued

seasoned athlete. He has run many a marathon. He is quite spry and speedy. He pushed me, by himself, in our first race, a half-marathon, and we came in first in our division. Mark N pushed me by himself in the first race because our co-runner wasn’t having a good day. In THIS race, our “Angel,” Dave, was known to make very good time. I fully expected to kick butt and take names just like the Concord experience.

The first group to be released was my group. Physically challenged athletes get a “soft start.” We leave two minutes before the rest of the runners and the time gets adjusted at the finish line. The beginning of the race is a gentle 1000’ slope from Folsom to Sacramento. This should help as Mark likes a strong start. As race day approached, Mark N’s preparations had been thrown off. On race day, he wasn’t feeling his best. As the race progressed he began to fall behind. The last time my brother was with us was about mile 7. Little by little the miles grew between us. I kept thinking he would catch up around mile 20. We stopped at a water station but after a few minutes we took off again. As we ran to the skyscrapers of Sacramento we passed another “Angel” that had flown in from Washington to push an athlete. He was labeled the most likely to be the first to the finish line...and we had just passed them! Ainsley’s Angels is not about “the win” or time in a competition. It is strictly about the experience. But for a girl who has never won an athletic competition...well, it’s pretty exciting.

Somewhere in the middle of the race we passed a bridge lined with upwards of 20 ladies on stationary bikes, although not bikes exactly - they were “spinney,” cheering us on along with a radio personality doing a play by play. It felt so good. Another thing that grabbed my eye was a house on a corner of a cross street of the race route that was a shell of its former self due to a fire. It left an imprint on my brain - a “Kodak moment” - reminding me that any season can be “fire season” now. People lined the streets, some in costumes others with signs for friend and stranger alike. They cheered, shouted, and rang cowbells. They hooted and hollered, shouting “Good job! Good job!” as we passed. I smiled every minute of those twenty-six point two miles. It was almost out-of-body, the lightness in my chest and the wind in my hair. My eyes watered for various reasons. My nose ran. I was super bundled but shivering cold and I didn’t care. I could only be happy. I waved my fingers in the peace sign and smiled from ear to ear. We crossed the finish line in 2 hours and 40 minutes

Rollin’ Rho continued ➔

Rollin' Rho continued

but neither Dave nor I had the time chip that counted. My brother had the "official" chip.

Dave and I had reached the Finish Line but because Mark N was moving more slowly than normal, Mark B – who still had my manual chair - didn't realize we had finished. We discovered there was no Ainsley's Angels booth as there had been in my first race. There were thousands of athletes, hundreds of porta-potties, officials, vendors, runner supporters, and even more people. Fortunately, Dave is tall and found some other Angels so we motated in that direction. The director of the Sacramento office, Russell, was in a hurry to get the racing bikes back in storage. I was happy to oblige – I hadn't peed since 3 in the morning and I was hungry - but needed my own wheels. But where were my Marks? I can't exit this hot pink bike until my men (and wheels) arrive. Where were they?

I felt so alone and in the way. I tried to stay chipper but inside I was a mess. Mark B finally arrived. He had parked as close as he could but that turned out to be about a mile out. It took us awhile to connect because of all the people. We tried our cell phones but couldn't hear each other because of the noise. Finally, just as Mark B is heading towards me with my wheels, he sees Mark N. I am reseated and we walk to the car. We were supposed to meet Mark N back at his car to return some of his belongings – like his phone – but the roads had been closed. He could drive out but we couldn't drive in. And we couldn't call him to tell him because we had his phone. We knew we were supposed to meet him at our house so we headed there.

Somewhere near Fairfield we spied a suitable restaurant and had breakfast. Much better. We passed my brother on I 80 just before Vallejo. I waved like a crazy woman. Mark B drove right next to him. We got in front of him. He stayed focused (transfixed?) on the road and never saw us. We pulled into the driveway about 15 minutes before my brother. I am glad that I had the marathon experience. (It was easy for me. All I had to do was sit pretty while my guys did all the work.) In all honesty, though, I wanted Mark N to push me to the finish line and feel badly that he was unwell. There's a great photo of Dave pushing me across the finish line. I think I'll cut Dave out and insert my brother. It was my race and my brother and I am the boss of me and I can do anything I want with my photographs. (Sorry, Dave. It's not personal...)

When we got home, I checked my messages. My girlfriend Edie had called. We haven't talked in years. I say, "Hey girl! I was in Sac today for the California International Marathon!" She told me how

Rollin' Rho continued →

September 2020

Rollin' Rho continued

much they enjoyed the marathon each year, each time cheering the athletes on, but not this year. Their house on a corner cross street of the race route had burned down...

What's next for me? Since the shelter-in-place was ordered I have been romanced by Santa Rosa Community Health. They asked me to be one of twenty Board of Directors members for a two-year term. Half of the board is made up of patients, of whom I am one. My doctor asked me if I had any board experience. Mark and I looked at each other and smiled. I have been a Santa Rosa Quilt Guild board member and or committee chair/co-chair since 2009.

 Rhonda Denny

Did you know ... ?

Did you know that even though we do not hold "in-person" meetings during this "shelter-in-place", we are still hard at work?

Your board has been meeting on ZOOM and planning your guild's future, and more importantly, how to get there.

We anticipate using ZOOM for our meetings until we can meet in person. Don't worry if you don't know how to use ZOOM. We will send you information, a video, and we give you help to get you started. There will be a practice meeting prior to Founders' Day.

More information will be sent to you.

And we are looking forward to:

- ZOOM Founders' Day meeting, Thursday, September 17
- Zoom Meeting on Thursday, October 1
- Zoom Meeting on Thursday, October 15
- FREE WORKSHOP on ZOOM Friday, October 16 – Mystery Quilt

Here are some things your board and committee chairs have been working on, and will continue to do so:

- Community Quilts (CQ) – People are continuing to make quilts and CQ lends support.
- Sew-a-Rows (SAR) – Posts on the guild's website twice a month with pick up/drop off options.
- Friendship Blocks – Posts on the guild's website twice a month.
- Block-of-the-Month (BOM) – Posts on the guild's website once a month.

Did you know continued →

www.srqg.org

Community Quilts

Long ago in a Galaxy far, far away ... like in January, Mel Beach was our speaker and she led a workshop. At that time I signed up for her newsletter. Recently she shared pictures of small things she saw on a walk. It inspired me to wander in my backyard and take some pictures. It was surprising how lovely the every day things are. Remember to keep your eyes open and enjoy your blessings.



Thank you for continuing to make community quilts. We are needing VOM sized and lap quilts for adults.

Doll Quilts. We can use doll quilts at Christmas time. They are easy to make. You don't need to add batting so they easily drape around the doll. The size should be around a fat quarter (18" x 22") but larger is fine. Use some of your orphan blocks to make a bright little quilt. Marlene Sullivan shares them with several community groups.

Thank you!



Pam Beebe
Janet Tonkin
Laura Barrett
Nancy Stedman

COMMUNITY QUILT SIZES

If you are making donation quilts on your own, these are the approximate sizes most needed.

32" x 40" Baby Quilts	For Sutter and Memorial NICUs, Public Health nursing, and teen moms. We provide kits for making the tops, or you may use your own fabrics.
40" x 60"	For Valley of the Moon and other organizations serving children in need. Please use bright colors for young children or fabrics that will appeal to teenagers.
50" x 65"	For 18 year olds aging out of the Foster Care system, and for women residing at the YWCA Safe House.
40" x 60"	Lap quilts for adults to be handed out by Secret Santa, women being served by Verity, seniors in local convalescent hospitals, and others.
Doll Quilts	For little girls and boys. We collect them throughout the year and donate during the holidays.

Did you know continued

- Unfinished Fabric Objects Challenge (UFO) – Continues to encourage completion of UFOs.
- Newsletter – Gathers information, writes, edits, and produces “Stitch’n Times” once a month.
- Newsletter Proofreader – Proofs the newsletter every month before finalization.
- Show-and-Tell – Displays members’ work on the guild’s website twice a month.
- Programs and Workshops – Cancelling and re-scheduling programs and workshops.
- Policies. Procedures and Reference Manual – Changes are being drafted to the PPRM document.
- Treasurer – Pays ongoing bills, receives donations, manages bank account, updates monthly reports of financial status of guild, and keeps track of and monitors budget.
- Opportunity Quilt – Completed sales and filming of 2020 Opportunity Quilt Drawing and posted on Guild’s website.
- “Quilted But Not A Quilt” Challenge – Ongoing.
- Corresponding Secretary – Sends letters of condolence and sends memorial donations.
- Email Coordinator – Reviews and sends out emails to guild members.
- Membership – Records new memberships and keeps guild roster up-to-date.
- Sunshine – Miss Sunshine sends get-well and encouragement cards.
- Videographer and Website – Posts updates and changes to our guild’s website.
- Technique Sharing Workshops (TSW’s) – Schedules TSW’s and oversees program.
- President – Creates agendas, plans, and facilitates board meetings.
- Secretary – Takes minutes at board meetings.

So as you can see, in these challenging times, there is still a lot going on. Your board and committee members are committed to keeping SRQG the vibrant, active, connected group we all know and love.

We just need to hang in there until we can meet again.

Please reach out to us, friends, or family if you need some support.

Stay safe, keep quilting!



Genelle Voorhees

2020 Elected Board & Committee Chairs

2020 EXECUTIVE BOARD

President	Genelle Voorhees
Vice President	Jan Nilsen
Treasurer	Carole Behlke
Secretary	Jan Andrews
Program Chair	Ann Nolen
Program Chair Elect	Bonnie Butler-Sibbald
Parliamentarian	Jim Jensen
Members-at-Large	Toni Anderson
	Vicki David
	Alana Colburn
	Heidi Mitarai
	Margo Pitter
	Mary Wood

2020 COMMITTEES

Block-of-the-Month*	Joanie Bellinghausen
Boutique *	Betty Upchurch
Budget	Carole Behlke
Challenge Quilt	Debbie Faris-Cole
Community Quilts *	Pam Beebe
Corresponding Secretary	Janice Juul
Crafts Fair	Bonnie Butler-Sibbald

Email Coordinator *	Sharon Fry
Fair Liaison	Pam McVey
Field Trip	Marsha McAlpin
Friendship Blocks *	Heidi Mitarai
Historian *	Sharon Fry
Hospitality *	Carolle LeMonnier
Library *	Sharon Fry
Membership *	Jan Andrews
Newsletter Editor	Jim Jensen
Newsletter Proofreader	Sharon Fry
Nominating Committee*	Jim Jensen
Opportunity Quilt Ticket Sales *	Frances Evans
Sew-A-Row *	Ann Nolen
Sewing Room Sale	Joy McGoran
Sunshine *	Jan Westerman
TSW (Technique Sharing Workshop) *	Bonnie Butler-Sibbald
UFO Challenge	Ellindale Wells
Videographer *	Linda Hooper
Website*	Linda Hooper
Welcoming Committee	Rhonda Denny
Past President	Jim Jensen

* Standing Committee

Santa Rosa Quilt Guild Affiliates

BAY QUILTS

Sally Davey & Abbey Shane
5327 Jacuzzi St. #3-C
Richmond, CA 94804
(510) 558-0218

<http://bay-quilts.shoplightspeed.com/>
sfbayquilts@gmail.com
daveysally49@gmail.com

Monday - Friday 10:00 - 6:00
Saturday - Sunday 12:00 - 5:00

BOLT FABRIC AND HOME

Kate Barrett
219 N. Cloverdale Blvd.
Cloverdale 95425
894-2658

Tues. - Sat. 10:00 - 6:00
Sunday 11:00 - 4:00

<http://www.boltcloverdale.com/>
info@boltcloverdale.com

10% discount for SRQG members

BROADWAY QUILTS

Gery Rosemurgy, Owner
20525 Broadway
Sonoma, CA 95476
707-938-7312

www.broadwayquilts.com

Mon-Sat 9:30-5:30, 11-3 Sunday

CLOVERDALE QUILTING

Margaret Davids, Owner
111 Lake St.
Cloverdale, CA 95425
415-577-8407

<https://www.cloverdalequilting.com/>
cloverdalequilting@gmail.com

MARIAN'S MAGIC NEEDLE QUILTING

Custom Machine Quilting
Marian Drain
1140 Sanford Ranch Rd.
Ukiah, CA 95482
472-0195

Hours by Appointment
cuddletimequilts@me.com

MEISSNER SEWING & VACUUM CENTER

James Meissner, Owner
1455 Santa Rosa Ave.
Santa Rosa, CA 95404
707-575-5259

<http://www.meissnersewing.com/>

QUILTED VINE

Machine Quilting
Lynda McLean
2080 Mt. Olive Way
Santa Rosa, CA
707-528-4256

Hours by Appointment
quiltedvine@sbcglobal.net

VILLAGE SEWING CENTER

John Furtado
506 Lewis Rd.
Santa Rosa, CA 95404
707-544-7529

Monday - Friday 10 am to 6 pm
Saturday 10 am to 5 pm

<https://villagesewing.com/>
john@villagesewing.com

Meissner
Sewing & Vacuum Centers

MEISSNER SAVINGS COUPON

Exclusive for Guild Members!

20% OFF

IN-STOCK ACCESSORIES & NOTIONS*

*Discount taken from MSRP on in-store purchases. Not valid with any other offers. Selection varies by location. In-stock items only. Some restrictions apply. See store for details.



Visit us at our NEW home at 1455 Santa Rosa Ave.
Now with more space for in-store events, fabric, and more of the products you love!





www.MeissnerSewing.com

MORE CLASSES AVAILABLE!

PROUD TO BE AN AUTHORIZED DEALER
Availability varies by store.



Sacramento 2417 Cormorant Way (916) 920-2121	Folsom 98 Clarksville Rd., Ste. 130 (916) 984-7071	Roseville 9250 Fairway Dr., Ste. 110 (916) 791-2121	Santa Rosa 1455 Santa Rosa Ave. (707) 575-5259	San Jose 4688 Meridian Ave. (408) 264-4880
--	--	---	--	--



Local Quilt Guilds

- | | | |
|--|---|--|
| <p>NORTHERN CALIFORNIA QUILT COUNCIL
http://www.ncqc.net/</p> <p>Carquinez Straight Stitchers (Benicia)
http://www.cssquilter.org/</p> <p>Diablo Valley Quilters (Danville)
http://www.diablovalleyquilters.com/</p> <p>East Bay Heritage Quilters (Albany)
http://ebhq.org/</p> <p>Guild of Quilters of Contra Costa County
http://www.gqccc.org/</p> <p>Ladies of the Lake Quilt Guild (Kelseyville)
http://www.lqg.org/</p> <p>Mendocino Quilt Artists Guild (Ukiah)
http://mendocinoquiltartists.blogspot.com/</p> <p>Monterey Peninsula Quilters Guild
http://www.mpqg.org/</p> | <p>Moonlight Quilters of Sonoma County
http://www.mqsc.org/</p> <p>Mt. Tam Quilt Guild (Marin County)
http://www.mtqg.org/</p> <p>Napa Valley Quilters Guild
http://www.napavalleyquilters.org/</p> <p>North Wind Quilters Guild (Fairfield)
http://www.northwindquiltersguild.com/</p> <p>Pacific Piecemakers Quilt Guild (Gualala)
http://www.pacificpiecemakers.org/</p> <p>Pajaro Valley Quilt Association (Aptos)
pvqa.org</p> <p>Peninsula Quilters Guild (Redwood City)
https://www.peninsulaquilters.org/</p> | <p>Petaluma Quilt Guild
http://www.petalumaquiltguild.org/</p> <p>Piecemakers Quilt Guild of So. Alameda Co. (Fremont)
http://www.piecemakersguild.org/</p> <p>San Francisco Quilters Guild
http://www.sfquiltersguild.org/</p> <p>Santa Clara Valley Quilt Association (Campbell)
http://www.scvqa.org/</p> <p>Sonoma Quilters United in Loose Threads
http://sonomaquilt.webs.com/</p> <p>Vallejo Piecemakers (Vallejo)
http://vallejoiecmakers.org/</p> |
|--|---|--|

Santa Rosa Quilt Guild



www.santarosaquiltguild.org

PRESIDENT

Genelle Voorhees
president@santarosaquiltguild.org

VICE PRESIDENT

Jan Nilsen

NEWSLETTER EDITOR

Jim Jensen

MEMBERSHIP

Jan Andrews, Vicki David, Sue Gragg

PROGRAMS

Ann Nolen

MEETINGS AND MEMBERSHIP

BY ORDER OF THE STATE OF CALIFORNIA, ALL SRQG MEETINGS HAVE BEEN CANCELLED UNTIL FURTHER NOTICE.

The Santa Rosa Quilt Guild meets the first and third Thursdays of each month (in December only one meeting is held on the first Thursday) at 10:00 a.m. at the Veterans Memorial Building, 1351 Maple Avenue, Santa Rosa, California, across Highway 12 from the Fairgrounds.

Membership dues are \$35 per year. The calendar year is January to December; new members' dues are prorated. Regular meetings, special programs, use of the extensive library, and special discounts from some affiliates are just some of the many benefits of membership.



Santa Rosa Quilt Guild
P.O. Box 9251
Santa Rosa, CA 95405

September 2020 Newsletter