



# Stitch'n Times

April 2007 • Vol. 32 • No. 4

## president's message



I want to begin the President's message by thanking all the wonderful volunteers who made the Tri Guild Luncheon a huge success. Everyone worked hard for weeks and it all came together beautifully that day. I was proud of all of you. Lots going on in April like the Sewing Room sale, choosing the winners of the 2006/2007 Opportunity quilts and I can't wait to hear from our very own members in the "Rosebud Group" at the program meeting. There is still time to visit the Rincon Valley Library to view the great Pointless Sisters Quilt Show. Enjoy the spring weather, but make some time to work on those beautiful quilts we love to see at Show and Tell, or enter into the MQSC Quilt Show and Sonoma County Fair.

Pam McVey

## programs and workshops

### APRIL PROGRAM


#### LECTURE & WORKSHOP

The April program will be a trunk show by the Rosebuds mini-group. Rosebuds was formed nine years ago by Diana Roberts and friends as a get-together for stitching and lunch. The group meets once a month and meetings rotate among members' homes.

Current members of the group are: Valeska Lattin, Pat Bass, Pat Schabel, Jackie Harris, Lonnie Moore, Phyllis Gallaway, Doris Maneke, Dorothy Ingham, Mitzi Dowling, Chris Frieseke, Marty Zeleny and Patty Ford.

Members will share some of their "first quilts" and favorite tools and gadgets, and with so many talented quilters in this group, I'm sure we can look forward to a great time!

The workshop on Friday April 20th, assuming at least 12 have signed up for it, will be Tracey Brookshier, and her "Party Bags" - a wall hanging with 3-dimensional pockets which may be filled with gifts and goodies - for a baby, a birthday, or a bride! Pattern is included in class fee of \$35. (If you already have the pattern, class fee is \$30.) As always, the workshop will be held at the Luther Burbank Art and Garden Center from 9:00 am to 3 pm.




Phyllis Gallaway and Vandy Noble

## coming attractions

### MAY

Our guest quilter for May is Pat Speth, the author of "Nickel Quilts" and "More Nickel Quilts." In these two books, she has popularized quilt designs constructed of units that all start with 5" squares! Check out her website at [www.PatSpeth.com](http://www.PatSpeth.com) to get a peek at her work. Her program on May 17 is "Five Inch is a Cinch."



Her Friday, May 18 workshop is called "Combination Units" which features triple triangle squares and partial seams to form star blocks in a quilt called "Labor Day Madness." The bonus "leftovers" will form another quilt - either "Pin Wheel" or "Sugar Bowl" or any other arrangement that pleases you!

### JUNE

Lujean Seagal will be coming up from Southern California to present "Beyond Border Boredom." From simple to complex, borders can turn ordinary blocks into an extraordinary quilt.

Her program on June 22 is "Origami Pinwheel" -an attractive and easy project, spiced up with an unusual border. Go to her website at [www.lujeanquilts.com](http://www.lujeanquilts.com) and check out her gallery; the Origami Pinwheel is the first quilt on page 4 of the Gallery.

### Meeting Minutes

The minutes of our meetings can be found at the Library table or on our website. Please review them and report any corrections to Pam McVey or Doris Maneke.

## technique sharing workshops

Our upcoming TSW is with Linda Sims, who is teaching Color Theory for Quilters. Please bring a color wheel to the class. The date is Thursday April 5<sup>th</sup> after the guild meeting.

Technique Sharing Workshops are offered free of charge by members of the guild. They take place after the meetings. The information board and sign up sheets are at the back of the room.

Thank you Melissa Trunick and Jan Andrews for offering their classes to the guild.



Diana Roberts & Holly Palma

## website



*If you want to share any information regarding quilting, recipes, photo, websites or anything of interest to our members, please forward the information to Angie Kiker and she will put it on our website Blog! Angie's email address is:*

*angierk@pogowave.com*

[angierk@pogowave.com](mailto:angierk@pogowave.com)

## sew-a-row program

We are in the middle of our first rotation on this years' Sew-A-Rows and I'm so pleased at how many are ahead of schedule at this point. Nice work ladies!! Several of the projects have openings and I'll be displaying them at meetings as they come back to me.

Please contact me if you have any questions about this fun activity, and thank you for participating.



Jan Andrews

### suggested ad donation rates

Business Card	2.25"	X	3.5"	\$10.00
1/4 page Vert.	3.5"	X	4.875"	\$25.00
1/4 page Horiz.	4.875"	X	3.5"	\$25.00
1/2 page Vert.	3.625"	X	9.875"	\$50.00
1/2 page Horiz.	7.375"	X	4.875"	\$50.00
Full page	7.375"	X	9.875"	\$100.00

• DON'T FORGET! • NAME TAG • COFFEE MUG • LUNCH • LIBRARY BOOKS • SHOW AND TELL •

## friendship blocks

Don't forget to bring your quilts or quilt tops made from friendship blocks to the first meeting in April for a special show and tell. I am excited to see how these blocks that so many people worked on were put together. I am hoping that seeing all the creative quilt themes and the wonderful energy put into making the blocks might inspire some ideas for more block requests.

We currently have 2 blocks available to make. If you would like to make a block, or request to have blocks made for you, please see me at the guild meeting. I am always happy to answer any questions you may have.



Linda Hooper

### *Recipes*

**From the Tri-Guild Luncheon  
are available in the online edition  
of the newsletter.**

*Thanks to Norma and Vandy!*

## congratulations!



Congratulations are in order to Nancy Parmelee, whose quilt "The Guardians," has been accepted by the jury for further entry in the 23rd Annual AQS Quilt Show & Contest in Paducah, KY, April 25-28, 2007.

## workshop opportunity

Sally Collins was so popular during her visit to the Guild last year, that people were begging for a longer workshop! Sally will be here the first two weekends in February 2008, for four full days (2 Saturdays and 2 Sundays). The workshop, Sedona Star, is the same one she has conducted at the Empty Spools Seminar at Asilomar, but will cost you only a fraction as much. You probably recall that her specialty is precision piecing, and in this workshop Sally will focus on quality workmanship in precision sewing using both templates and rotary cutting. She will also show us how to fracture shape and space to create a unique design within the skeleton of the traditional Carpenters Wheel block, in 36" or 18" size. This workshop will address both sewing and designing skills. Cost per student is \$200, with a minimum of 15 students. (Possibilities of a rebate are good if we fill the class!) Contact Phyllis Gallaway at 573-9749 or [pmgallaway@sbcglobal.net](mailto:pmgallaway@sbcglobal.net) to reserve a spot and send a deposit check for \$100. (Balance will be due approximately 45 days prior to the class.) Sally is an outstanding teacher and quilter, and this is the opportunity of a lifetime. Check out her website at [www.sallycollins.org](http://www.sallycollins.org) and get a good look at "Sedona Star" (and the other quilts) in her gallery. Note: This is not a Guild workshop.



**QUILTED COTTAGE**  
Longarm Lessons  
AVAILABLE  
Learn to quilt your own  
NEW EMBROIDERY PATTERNS  
& SUPPLIES  
567 First St EAST in Sonoma  
(707) 938-3650  
[www.quilted-cottage.com](http://www.quilted-cottage.com)

### Board Meeting

Thursday, April 26, 2007

10:00 am

Family Room  
Scottish Rite Temple

## library news



Every once in awhile one of our library books is loved a bit too much and the pages begin to pull away from the binding. If you notice this, please let me know as I take them to a copy store and have them rebound. You may wish to apply this spiral binding to some of your own books that you use a lot.

And every once in a while one of our books grows legs and walks away from our library never to be seen again. I really hate spending money to buy a book a second time. I have just replaced EGG MONEY QUILTS – 1930'S VINTAGE SAMPLERS by Eleanor Burns as many people are on the Reserve List to check out this relatively new book. Hopefully with the labels that Linda Hooper designed and printed for us our library books will pop out on your bookshelves at home and will be returned in a timely manner (the next meeting!) without my pestering with e-mails and phone calls.

Whenever I have trouble letting go of a new book I put a star (\*) next to its title on my computer list of our library collection (now over 1850 titles!!!), and LUMINOUS LANDSCAPES – QUILTED VISIONS IN PAINT & THREAD by Gloria Loughman has definitely earned that star. The author shows us how to start out with a photo, or several photos, to design a project. Not only are the usual subjects of color and design discussed, and done so very well, but there are also great directions for painting on fabric and stitching trees, plus patterns to get you started to make your own landscape. The gallery of quilts is just stunning.

Our February speaker, Philomena Durcan, autographed and donated four of her books for our library. The two we already had in our collection I removed and put on our Silent Auction Table to raise funds to purchase more books. These four books are: CELTIC SPIRALS, CELTIC QUILT DESIGNS, CELTIC QUILT DESIGNS II – THE CHILDREN OF LIR, AND A CELTIC GARDEN. Each of the books contains a bit of history and legend about Celtic art, as well as complete step-by-step instructions to make beautiful blocks and quilts.

Just picked up The Art Quilt – Quilt Visions 2006 – San Diego – An Exhibition of Forty-three art quilts chosen from 725 entries submitted by 318 artists in 20 countries.

There are so many different methods of foundation piecing, and Jane Hall has compiled many of them into one super book: THE EXPERTS' GUIDE TO FOUNDATION PIECING – 15 TECHNIQUES AND PROJECTS. Our very own guild member, Judy Mathieson, is included with other big names such as Caryl Bryer Fallert, Ruth McDowell, and Barbara Barber. Reminding us that foundation piecing is not new, read the history of this technique in the first chapter. Contemporary as well as traditional quilters will benefit from the information in this very helpful book.

Melissa Trunick reminded me that it was past time to obtain the current edition of QUILTERS' TRAVEL COMPANION – 9<sup>TH</sup> EDITION, 2006-2008. I also subscribed to the quarterly newsletter with up-to-date information that will be stapled into the front of the book. Check this book out when you make your travel plans so that you do not miss out on any of the quilt shops in the areas you will be visiting. (Or plan your trip around the book!)

*Some thoughts in fragmented sentences about more new books (excuse me as I want to get outside to enjoy this gorgeous weather!):*

OH-SEW-SMALL QUILTS by Susan R. Cleveland – ten quilts from the Vanessa-Ann Collection (ladybugs are really cute, a “clothesline” a super way to showcase a baby's special outfit, plus autumn leaves, hearts, etc.) -- a donation

“SEASONS OF FRIENDSHIP” TABLERUNNERS by Barb Anna and Deb Crnkovich – a donation

WATERCOLOR – AN EASY APPROACH by Bonny Tinling – Place squares on fusible interfacing – a donation

As always – my sincere thanks to all of the people who work so hard in our library, and to those who donate items for our Silent Auction Table, and the generous people who bid on items and purchase 50/50 tickets. Be sure to let me know if you encounter a great book that we should have in our collection. If you have an extra bit of time on guild day, come help us out!

 Sharon 'the Librarian' Fry

## 2007 challenge

Marilyn Altenbach and Joanie Bellinghausen have come up with the 2007 Challenge.

### What's in a Name?

- Fabric to be used is Black and White with one color of your choice. For example, if you pick red you can use very dark red to very light red, or prints with one color of your choice and / or plaids with the same color could add a lot of interest.
- You can use your name or initials. Anything goes.
- The size should not be any bigger than 36" X 36".
- The challenge is due is September 20th.

Some ideas are, Kanji (Japanese writing) and Hieroglyphics (Egyptian), your name written in the language of your country of heritage. Any pictures included in the quilt could reflect the theme you are using in your name. Celtic letters would work out very nicely also. Have you ever typed your name in Wingdings? This is an unusual font that is on the computer.

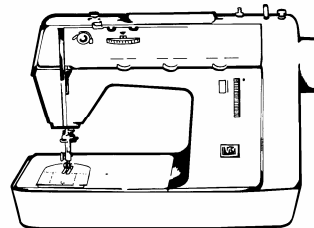
If you have any questions please email Marilyn at [dreamjunkie@sbcglobal.net](mailto:dreamjunkie@sbcglobal.net) or Joanie at [JBel-lin523@aol.com](mailto:JBel-lin523@aol.com)



And a P. S. from Sharon 'the Librarian' Fry: If you are new to the guild, a CHALLENGE is an annual event that is a lot of fun and can push quilters to do something they normally may not think to do. All guild members are invited to create a project, but it is definitely not mandatory. A single person or a team or committee puts together some "rules" (maybe a theme, a specific fabric, color, and/or size). The Show and Tell of the Challenge pieces is one of my very favorite events of the year. I have not missed a Challenge in the seventeen years I have been a guild member. They always make me think (and sweat) -- but those pieces have turned out to be some of my best work. Hope you give it a try!

don't forget!  
quilt-a-thon

may 3



1001 quilts by 12/31/07 or bust!

## the meeting place

If you haven't visited our amazing website at [www.santarosaquiltguild.org](http://www.santarosaquiltguild.org), you are really missing out. Angie Kiker does a magnificent job of keeping us in-the-know about what is happening both with our guild and in the greater quilting world via the "blog" feature. She is also the master-mind behind the great new nametag kits we are providing for new members.



Angie is well-known among online quilters for the Yahoo! Group she founded in July, 2003 called "Home Quilting Systems" to address the users of all home-quilting frames and mid-arm machines. Her list now has over 2,800 members and Angie is a go-to person for input on frames and machines.

Angie has been a member of the guild since 1998 and was the recipient of a Merit Award in 2006.

If you have any questions about our website, please feel free to contact Angie; she's always ready to help you.

## pointless sisters

On March 6<sup>th</sup> *The Pointless Sisters Art Quilt Group's Spring Show* was installed at the Rincon Valley Regional Library. Nancy McDermott, Elizabeth Marrs, Pat Mirabella, Janet Shore, Selma Sklar, Mirna Estes and Linda Sims met at the Library, before it opened on March 6<sup>th</sup> and installed the Sisters first quilt show. Highlights of the show include the Sister's first challenge quilt *The Fractured Lily*, some fun animal quilts, amazing optical illusion quilts, and other Sister's challenge quilts.

The quilts are placed in the display case at the front entrance and in the main library which is lo-



cated at 6959 Montecito Blvd in Santa Rosa. A Sister's brochure is available at the library and the show is from March 6<sup>th</sup> until May 7<sup>th</sup>.

For library hours call (707) 537-0162.

A special thank you to all Sister's and Mirna Estes our photographer, who enthusiastically participated in this quilt show. Cathy Hansen very generously donated her quilt *Puppy Love* to the library summer reading program for their fundraiser. Thank you Cathy!

Raffle tickets for the *Puppy Love Quilt* can be purchased this summer at the library.

 Linda Sims

## srqg 2007 calendar

### APRIL

- 5**    **General Meeting**  
Sewing Room Sale  
TSW: Color Theory with Linda Sims
- 19**   **Program:** Rosebuds Mini-Group ~  
Trunk Show  
Opportunity Quilt Raffle
- 20**   **Workshop:** Tracey Brookshier ~  
"Party Bags"

### MAY

- 3**    **General Meeting**  
**Quilt-A-Thon**  
Sew-A-Row due date
- 17**   **Program:** Pat Speth ~  
"Five Inch is a Cinch"
- 18**   **Workshop:** Pat Speth~  
"Shaded Four Patch"
- 31**   **Fifth Thursday Retreat**

# 2007 executive board

## 2007 ELECTED BOARD

President	Pam McVey
Vice President	Linda Hooper
Treasurer	Sandra Chan-Brown
Recording Secretary	Doris Maneke
Program Chairs	Phyllis Gallaway
	Vandy Noble
Program Chair Elect	Denise Raney / Janet Shore
	Mary Wood
Corresponding Secretary	Meri Kay Gurnee
Parliamentarian	Janice Rodgers

Friendship Blocks \*  
 Opportunity Quilt Tickets\*  
 MQSC Liaison \*  
 Hospitality\*  
 Library\*  
 Membership\*

Linda Hooper  
 Glenda Ross  
 Joanie Bellinghausen  
 Barbara Cortelyou  
 Sharon Fry  
 Patricia Kearns  
 Marilyn Vitale  
 Janice Juul  
 Jan Andrews  
 Pat Marabella  
 Janice Rodgers  
 Janet Shore  
 Joanie Bellinghausen  
 Vacant  
 Jenine Giblin  
 Diana Roberts  
 Holly Palma  
 Angie Kiker  
 Vandy Noble  
 Sharon Mills

## 2007 COMMITTEES

Bag Lady	Juanita Campbell
Basting	Tomi Godwin
Block of the Month	Kathy Hannan
	Justine Lott
Boutique*	Pam Beebe
Community Projects*	Lavella Cassinelli
Fair Liaison	Lee Trevelyan
Field Trips	Melissa Trunick
Finance (Treasurer)	Sandra Chan-Brown

Newsletter Editor\*  
 Newsletter Circulation  
 Nominating (Parliamentarian)  
 NCQC Liaison\*  
 Photographer \*  
 Publicity\*  
 Sunshine  
 TSW (Tech. Sharing)\*

Website\*  
 Workshops \*  
 Past President\*

\* Standing Committee

## ~AFFILIATES~

### FABRICATIONS

118 Matheson St.  
 Healdsburg • 433-6243  
[fabrications1@aol.com](mailto:fabrications1@aol.com)

### HANDMADE MEMORIES AND MACHINE QUILTING

Quilting supplies • Long Arm Quilting  
 428 S. Main St.  
 Sebastopol • 829-7648

### THE MATERIAL GIRL FABRICS AND QUILTING SUPPLIES

6119 Old Redwood Hwy., Ste. B1  
 Santa Rosa 95403  
 836-0114 • 837-1992  
[www.materialgirlfabric.com](http://www.materialgirlfabric.com)

### NEW PIECES

1597 Solano Ave.  
 Berkeley, CA 94707  
 (510)527-6779  
[www.newpieces.com](http://www.newpieces.com)

### PARKSIDE SEWING CENTER

Bernina • New Home • Janome  
 410 Santa Rosa Avenue  
 Santa Rosa • 576-1430

### PINCUSHION BOUTIQUE

2827 Spafford St.  
 Davis • (530)758-3488  
[www.sweettreat.com](http://www.sweettreat.com)

### THE PLACE THAT SELLS SEWING MACHINES

1462 Mendocino Ave  
 Santa Rosa • 575-5259  
[www.mytptssm.com](http://www.mytptssm.com)

### QUILTED ANGEL

200 G Street  
 Petaluma • 763-0945  
[www.quiltedangel.com](http://www.quiltedangel.com)

### QUILTED COTTAGE

567 First Street East  
 Sonoma • 938-3650  
[www.quilted-cottage.com](http://www.quilted-cottage.com)

### THE QUILTED VINE

170 Farmers Lane, # 7  
 Santa Rosa • 546-0750  
[lynda@quiltedvine.com](mailto:lynda@quiltedvine.com)  
[www.quiltedvine.com](http://www.quiltedvine.com)

**Please patronize our  
 Affiliate Members**

**Check your roster for business  
 hours and more information**

### QUILTS & OTHER COMFORTS

Guild ID Number • CA 189  
 (use this code for a discount on each order)  
[www.quiltsonline.com/quilts](http://www.quiltsonline.com/quilts)

### SHELLEY'S QUILTED TREASURES

3925 MAIN ST.  
 Kelseyville, CA 95451  
[www.shellesqt.com](http://www.shellesqt.com)  
 279-0324

### TOPSTITCHERS

421 SECOND STREET  
 Petaluma • 775-3661

### VILLAGE SEWING CENTER

210 Coddington Mall  
 Santa Rosa • 544-7529  
[www.villagesewing.com](http://www.villagesewing.com)

### WOLF TRACKS QUILTING STUDIO

Carolyn Wolf  
 P.O. Box 1367  
 Sonoma • 938-5090  
[www.wolftracksquiltingstudio.com](http://www.wolftracksquiltingstudio.com)  
[wolftrax@sonic.net](mailto:wolftrax@sonic.net)

# What's Happening!

## April 2007

**April 28-th & 29th** - [Amador Valley Quilters](#) - Quilted Treasures XII  
10:00 am to 5:00 pm Saturday; 10:00 am to 4:00 pm Sunday.

\$8.00 admission good both days, Seniors @6.00. On site parking \$8.00.

Alameda County Fairgrounds, Bernal Avenue, Pleasanton

Over 400 quilts and wearables and 20 vendors.

Featured Quilter: **Linda Schmidt**

Contact [quiltshow@amadorvalleyquilters.org](mailto:quiltshow@amadorvalleyquilters.org) or call 925-829-5768.

## May 2007

**May 5th & 6th** - Carquinez Strait Stitchers Quilt Show in Benecia

**May 5- 6th** [Sun Country Quilters](#), Quilting by the River Quilt Show,  
Tehama District Fairgrounds, Red Bluff, CA

Door prizes, vendors, opportunity quilt, quilter's boutique, gift basket drawings.

Saturday 10:00 to 5:00 and Saturday 10:00 to 4:00.

**May 6-10** Quilters Escape, an annual quilting seminar/retreat on the California north coast in the redwoods overlooking the Eel River near the Victorian village of Ferndale - Featured teachers are Phil Beaver, Pam Holland, Judy Mathieson, Bethany Reynolds, Suzanne Marshall & Laura Wasilowski.

For more information send a SASE to quilters Escape, 3414 K Street, Eureka, CA 95503 or call (707) 442-0081 or visit [www.quiltersescape.com](http://www.quiltersescape.com)

**May 12th** Pacific Flyway Quilters, Colusa, CA

Scout Cabin/@ill S. Green Park, 901 Parkhill Street, between Webster and Parkhill Sts.

10:00am-4:00pm. For additional information (530)458-2465 e-mail:[ccomfort@colusanet.com](mailto:ccomfort@colusanet.com)

## June 2007 2nd & 3rd Moonlight Quilters of Sonoma County Show

## June 2007

**July 21-22nd** The Redwood Empire Quilters Guild presents its "Heart of the Redwoods" 10th Anniversary Quilt Show on July 21 and 22, 2007 from 10 am to 4 pm. at Redwood Acres Fairgrounds, 3750 Harris Street, Eureka, CA. Cost: \$6/person.

Over 300 quilts will be on display and 20+ vendors present. Quilted objects will be auctioned at a Live Auction at 1 pm on July 21 and during a Silent Auction from 12-2 pm on July 22. Our Opportunity Quilt, "Stars of Civility," made from Civil War reproduction fabrics will be raffled off on July 22 (winner need not be present). For more information contact: [quiltshowchair@reqg.com](mailto:quiltshowchair@reqg.com).



# Tri-Guild Luncheon

YUM

## Recipes



### Vegetable Quiche



3 c. zucchini, sliced thin  
1 c carrot circles, sliced thin  
1 c. onion, chopped  
1/2 c. butter  
2 cups cheese


1/2 t. salt & pepper  
1/4 t. garlic powder & basil  
2 t. dry mustard  
2 eggs

Fry carrot slices in butter first and then add zucchini & fry a little. Add spices (NOT MUSTARD). Beat eggs in a bowl & add cheese. Stir in vegetable mixture. Sprinkle dry mustard on crust. Fill pie plate. Bake at 375 degrees.

Notes: The more zucchini you use the 'wetter' the pie will be and longer it takes to bake and you may want to add an extra egg. You can reduce or eliminate zucchini and substitute chopped broccoli. Basically you need 4 cups of vegetables (not incl. onion) of your choice for this pie.

*-Libby O'Meara*

### Apple Cake



2 cups diced apples, unpeeled (medium dice)  
1 cup sugar  
1 unbeaten egg  
1/4 cup oil  
Optional: 1 cup chopped walnuts & 1 cup golden raisins.

1 cup flour  
1 tsp. cinnamon  
1/4 tsp. salt  
1 tsp. Baking soda

Stir apples, sugar, egg and oil in a bowl. Mix together the flour, cinnamon, salt and soda & add into bowl: Place in greased, square cake pan and bake @ 350 degrees 45-60 mins. or until done.

### Sauce

Melt 1/2 c. butter in pot & add 1/2 cup each: brown & white sugar and evaporated milk. Cook and stir until well blended.

*-Norma Vighienzone*

### Spinach and Strawberry Salad Dressing



1/3 cup sugar  
1 tbs sesame seed  
1/4 tsp paprika

1/4 cup balsamic vinegar  
1 tbs poppy seed  
1/2 tsp grated onion

Mix all ingredients together and pour over spinach and strawberries. I use this with dried fruit and nuts in a mixed green salad as well.

*-Dandy Noble*

# PAPERWORK!

**Do you need to submit money to our Treasurer?**

**Do you need to request a reimbursement?**

Now you can print up your own forms to prepare before the next meeting!

Here's how:

Simply select *PRINT* from the *FILE* drop-down menu.

A box will appear and on the left side there will be a section entitled *PRINT RANGE*.

You may choose one of two ways to print the forms:

1. Check *CURRENT PAGE* if the page indicator at the bottom is showing the correct page for the forms.
2. Check the box for *PAGES \_\_\_\_ TO \_\_\_\_*

And insert the number of the page you wish to print in both spaces. ( 12 to 12 ) in this case.

## SRQG DEPOSIT TURN-IN

Thank you for making sure the following information is complete:

**FUNDS**

**FROM:** \_\_\_\_\_  
(your name)

**FUNDS**

**FOR:** \_\_\_\_\_

AMOUNT IN COINS: \_\_\_\_\_

AMOUNT IN CURRENCY: \_\_\_\_\_

TOTAL AMOUNT IN CHECKS: \_\_\_\_\_

NUMBER OF CHECKS: \_\_\_\_\_

TOTAL: \_\_\_\_\_

## SRQG REIMBURSEMENT REQUEST

Make check payable to: \_\_\_\_\_ Amount: \$ \_\_\_\_\_

Receipt must be attached.

Reimbursement is for: \_\_\_\_\_

Date: \_\_\_\_\_ Requested By: \_\_\_\_\_

Signature of Chair/Event Coordinator: \_\_\_\_\_

Please check one of the following budget categories:

- |   |  |  |  |
|---|--|--|--|
| <input type="checkbox"/> Block of the Month | <input type="checkbox"/> Library               | <input type="checkbox"/> Newsletter        | <input type="checkbox"/> Sunshine      |
| <input type="checkbox"/> Boutique           | <input type="checkbox"/> Membership            | <input type="checkbox"/> Opportunity Quilt | <input type="checkbox"/> TSW           |
| <input type="checkbox"/> Community Quilts   | <input type="checkbox"/> Treas./Office Expense | <input type="checkbox"/> Programs          | <input type="checkbox"/> UFO Challenge |
| <input type="checkbox"/> Fair Awards        |  | <input type="checkbox"/> Publicity         | <input type="checkbox"/> Workshop      |
| <input type="checkbox"/> Hospitality        | <input type="checkbox"/> NCQC Travel           | <input type="checkbox"/> Quilt Challenge   | <input type="checkbox"/> Other: _____  |