




# Stitch 'n Times

August 2007 • Vol. 32 • No. 8

## president's message



Well the year is half over and, so far, I have enjoyed being your President. It's easy because this guild is great. I enjoy looking out at your smiling faces and beautiful quilts at each meeting. I want to thank all the people who volunteer to make the guild all that it is. Your work is appreciated when you sell opportunity quilt tickets, work at the fair and work at the meetings to make them entertaining and run smoothly. I'm in awe of the contributions everyone makes to the community quilt projects and the fund raising you do to make that happen. I hear good things about our guild from outsiders because there is so much going on at our meetings. I've heard us referred to as "a warm and fuzzy" guild. So, you see, it is easy being President. Thanks for all you do.

Pam McVey

## programs and workshops

### AUGUST PROGRAM

#### LECTURE ~ "SETS EDUCATION"

We are fortunate to have Sharyn Craig on August 16 with her program "Sets Education," based on her book *Setting Solutions*. While we look at lots of quilts, Sharyn will discuss problem blocks and their quilt solutions as she reviews sections from her book, concentrating on Size Reconciliation, Color Correction, Corner Cutters, and Dare to be Different. Her name may be familiar to many of you who have seen her books and articles in many magazines, including *Quilter's Newsletter Magazine*, *Quilting Today* and *American Quilter*. Her specialty is to encourage creativity, and she contributes to the Design Challenge column in *Traditional Quiltworks*.

#### WORKSHOP ~ "THE JOY OF SETS"



Many of you have already signed up for her August 17 workshop, "The Joy of Sets," a non-sewing workshop - bring blocks and prepare to have fun while everyone is encouraged to help design setting options. Sharyn will put our blocks up on design walls and discuss potential issues, how to work around them, and possible setting solutions. The focus will be on problem solving, encouragement, ideas, and answers. Although we will accept more than 20 students, she may not have time to discuss blocks from the rest.



Phyllis Gallaway

# Don't forget to visit our website for the latest news!

## coming attractions

### OCTOBER

You won't want to miss one of the most entertaining speakers I have had the privilege of seeing in action: Jennie Rayment is our October 18 speaker, who will stop here en route from England to the Houston Quilt Festival. Her program is titled "Trials and Tribulations of a Traveling 'Nipper and Tucker'."



From tucking, pleating, weaving, twiddling and fiddling, marvel at the wealth of ideas and designs that arise from simple folding techniques!



The October 19 workshop is "Tinkering with Texture a la Simply Quilts" - twiddle, jiggle and tuck your way into a stunningly simple, but complicated looking 28" panel - ideal for a medallion center, wall-hanging or giant cushion.

Visit her website at [www.JennieRayment.com](http://www.JennieRayment.com) and see what a prolific author she is. Click on her gallery to get an idea of what can be done by manipulating fabric!

 Phyllis Gallaway



*the* **Material Girl**  
FABRICS AND QUILTING SUPPLIES  
(707)836-0114  
Nicole Cowlin, Proprietor  
6119 Old Redwood Hwy. B1  
Santa Rosa, Ca. 95403  
[www.materialgirlfabric.com](http://www.materialgirlfabric.com)  
Classes & Vintage Gifts Mon-Sat 10 - 6, Sundays 12 - 5

## technique sharing workshops

We have a change in the Technique Sharing Workshop schedule. Please note that Kathy Hannan will be teaching paper piecing on Sept. 6<sup>th</sup>. Barbara Youngblood's pillow case workshop will be rescheduled. On August 2nd, Diana Roberts will demonstrate cleaning your machine, both a drop-in bobbin and an under-load bobbin machine will be demonstrated.

Thanks so much to Betty Upchurch for the scarecrow class. Technique Sharing Workshops are held after the guild meetings and are free. Please sign up at the sign in binder at the back of the room, this helps the teachers prepare. If appropriate, supply lists are available for the people who sign up for the class.

 Diana Roberts & Holly Palma

*le* **Meeting Minutes**

The minutes of our meetings can be found at the Library table or on our website. Please review them and report any corrections to Pam McVey or Doris Maneke.

**QUILTED COTTAGE**

Sample Sale 8/1-8/4  
Quilt Show and Tea 8/18



567 First Street East  
1/2 block off of Sonoma Plaza  
open Mon-Sat 10-5 pm  
(707) 938-3650  
[www.quilted-cottage.com](http://www.quilted-cottage.com)

**Board Meeting**

Thursday August 23rd 10:00 a.m.  
Family Room Scottish Rite Temple

• DON'T FORGET! • NAME TAG • COFFEE MUG • LUNCH • LIBRARY BOOKS • SHOW AND TELL •

## friendship blocks

Hearts, stars, and four leafed clovers: sounds like a breakfast cereal, or ... a Lucky Charms Quilt! There are endless possibilities of the unique, one-of-a-kind quilts you can end up with when you put out a request for friendship blocks to be made. Come see me during guild meetings and I'll help you get started.

We currently have two friendship blocks available to work on, if you're interested. Our newest block request is from Virginia Hudak for the Amish Butterfly. This block not only comes with complete instructions, but the background fabric and the butterfly body are provided as well. There are still a few spaces left to sign up for Sharon Fry's Color Wheel block. This block encourages you to challenge your imagination and have fun using bright colors from your stash. If you need some ideas, or would like to see what others have done with the blocks, Sharon brings them with her to each guild meeting.



Linda Hooper



## 2007 challenge

The 2007 challenge theme is "**What's In A Name?**" and involves making a project with your name or initials in black and white and one other color. You may use shades and tones of the additional color if you wish. The challenge is due at the Founder's Day Luncheon, September 20th, and the maximum size is 36" x 36".

If you have questions, please contact Marilyn Altenbach or Joanie Bellinghausen.

## international quilt festival

The *International Quilt Festival*, normally held in Houston, Texas each October is planning a kickoff West Coast event in Long Beach, Ca.

Mark your calendars for July 25-28th, 2008 (with classes starting on the 24th)!

The Festival organizers are offering to send our members free advance flyers, complete enrollment brochures and a free postcard (a \$10 value) if we sign up now.

To take advantage of this wonderful opportunity, please print the form at the back of the newsletter (online edition only) or email me and I will send a group spreadsheet of names directly to the organizers.

The organizers of the *International Quilt Festival* have assured us that they do not share email or other private information with others.

Jan Andrews

[msjanquilts@comcast.net](mailto:msjanquilts@comcast.net)

## community quilts

### Quilt Tops Needed!

Our October Quilt-A-Thon will be here before we know it, and we are still in need of quilt tops so we can have them ready for our quilters.



Lavella Cassinelli

## sew-a-row program

We are moving forward with our Sew-A-Rows and some are ahead of schedule, some are a bit behind. I still have a few openings if you are interested in working on one of these projects.

It is not too soon to be thinking about making a starter row for next year's program ! Since I collect them in January, getting one done now will avoid that holiday hassle.



Jan Andrews

**Don't forget to visit our website for the latest news!**

## library news

When I drove into the parking lot for our meeting the day after the Fourth of July I was greeted by a quilting visitor from Eureka, Linda King, her guild's new librarian. She had read in my Library report on our guild's website that I try to get to guild meetings by 9:15 to unlock the doors, and she thought that would be a good time to catch me to chat about how a guild library works. She was immediately put to work while I showed her the nooks and crannies where we store our over 1,850 books. It is just amazing to me how our world has shrunk with the help of the internet. Yes, sometimes while working with the computer it seems to me that I am at the keyboard more than my sewing machine, but the new technologies have made it faster and easier to get information to lots of people. Linda requested a copy of an article I had published in "American Quilter's Society" magazine about how to get a quilt guild library started. While e-mailing the notes to Linda on July 16, 2007, I noticed that I had spoken to the NCQC about "What Makes Your Guild Great" that generated that article on July 16, 1997 – EXACTLY ten years ago that very day. I am still shaking my head at that coincidence. And I am amazed that it has been ten years since I had my first magazine article published. While reading the article I was reminded how many things have changed, such as: we now have a laptop computer (thanks to Jan Andrews) to help find information about the books we own, we have pretty labels (thanks to Linda Hooper who designed and printed them) to help us spot our books quickly, we now file our books by categories, we now can read our guild newsletter on the computer (thanks to Angie Kiker and Jan Andrews), we can see on our website Sew and Tell photos that are taken digitally at meetings and events (thanks to Joanie Bellinghausen), and we have added 1000 books to our stacks (thanks to many generous people who support our guild through the Silent Auction Tables and the 50/50 drawing, and all of the volunteers to work to help organize the library). I wonder what the next ten years will bring . . .



### Here are our newest books:

Joen Wolfrom has written nearly a dozen books, but her newest, **VISUAL COLORING – A FOOLPROOF APPROACH TO COLOR-RICH QUILTS** is my favorite, and I am putting a star (\*) next to it on my library book list. Color wheels are not discussed in this text. Instead, choose a favorite photo or piece of fabric and pull the colors for your quilt from that. Joen takes us through seven samples, starting with the photo, choosing the fabrics, and the end result. She enlisted her quilting friends (and some of their friends) to make quilts from photos she chose. It is very interesting to see the results of the challenge. Three projects in the back of the book show us step-by-step how to use a particular photo, choose the fabrics, and make the project. Even if you do not wish to use her method, do check out the book to enjoy the photography and the magnificent quilts.



A book called **MYSTERY QUILTS** by Rita Fishel was a no-brainer for me to purchase. I am putting our dear Melissa Trunick, our Guild Queen of Mystery Quilts, first on the Reserve List. She may just decide to keep the book hidden from the rest of us while she is inspired to create more Mystery Quilting Days for us. The results from Melissa's Mystery Quilts are always astounding. If you can use a rotary cutter and a sewing machine, then you are ready for Melissa's fun challenges.

When Alex Anderson (former host of the very popular HGTV show **SIMPLY QUILTS**) was asked to write a book on **MACHINE QUILTING – 7 EXERCISES, PROJECTS & FULL-SIZE QUILTING PATTERNS** she hesitated as she did not think she was "expert" enough. Maybe that is why this book is so wonderful – it will not intimidate beginning machine quilters. Here I quote Alex: "Although I had learned to machine quilt about fifteen years earlier, I still found it a bit of a challenge ... to say the least! Then, about three years ago, I woke up in the middle of the night and decided I was being foolish. I


got up from the bed and promptly held a serious meeting with me, myself, and I. I realized that my lack of confidence in machine quilting was all in my head. I could do it!" If that doesn't get you to put your name on the Reserve List, then just look at the book to see Alex's pretty quilts, and her hints that you glance at along the way will be most helpful to all who quilt, whether by machine or hand.

Peggy Martin has written a second book about foundation piecing: PAPER PIECING THE QUICK-STRIP WAY – 12 COMPLETE PROJECTS, CREATE YOUR OWN DESIGNS, PAPER PIECE FASTER! Her stars, medallions, and borders are fantastic, and look very difficult to create, and she shares all the secrets with us – but her snowflakes are absolutely breathtaking! Even if you do not care to paper piece, the color combinations of the quilts are spectacular. Check it out!

When I purchased the QUILTERS' TRAVEL COMPANION - 9<sup>th</sup> EDITION 2006-2008, I subscribed to their semi-annual "Up-To-Date Newsletter" which lists shops that have moved or closed, plus new shops that have opened since the book was printed. If you are going to be traveling be sure to check out this reference book for addresses where you can get your quilt shop fix while on the road. I will staple the newsletter inside the front cover of the book.

Just in time for summer reading is the third in the Shenandoah Album Novels TOUCHING STARS by Emilie Richards. As some of the characters are developed in her first two novels, I do recommend that you read them before this newest book.

Our Library continues to grow with the help of so many, and my thanks to all of you!

 Sharon 'the Librarian' Fry



## *Ladies of the Lake*

*6th Annual*

## *Falling Leaves Quilt Show*

October 6th and 7th, 2007

**We welcome all quilters to participate**

For quilt entry forms or questions contact:

Cheryl: [quiltmaster@saber.net](mailto:quiltmaster@saber.net)

Or

Jane: [janea@jps.net](mailto:janea@jps.net)

Or

Get forms at [www.llqg.org](http://www.llqg.org)




# srqg 2007 calendar

### AUGUST

- 2 General Meeting**  
UFO Challenge Due  
TSW: Diana Roberts ~  
Cleaning Your Sewing Machine
- 16 Program:** Sharyn Craig  
"Sets Education"
- 17 Workshop:** Sharyn Craig  
"The Joy of Sets"
- 30 FREE Fifth Thursday Quilt Retreat**

### SEPTEMBER

- 2 General Meeting**  
UFO Challenge Due  
TSW: Kathy Hannan ~  
Paper Piecing
- 16 Founders' Day Luncheon**  
Challenge quilts due  
County Fair Winners  
Awards
- Sept 14 -16 Fall Home Show**



## Don't forget to visit our website for the latest news!

**W**ell, not really my first *quilt*, more like my first *quilting*.

In 1989, after my parents had died, I was going through their things and I found a completed "Double Wedding Ring" quilt top. What a find, for I had no idea it existed! (Years later, while reading my paternal grandmother's dairies, I learned that she had made it for my mother in 1940.)



By Marilyn Swanson


Since I already had the quilt top, I only needed to quilt it, right? What I knew about quilting was that I would need a batting, a backing fabric and a frame. So I ordered a frame (not a very expensive one) from Penney's, bought a fat polyester batting and found an old white muslin sheet in the linen closet. I basted the sandwich, put it on the frame and, with needle in hand tried to make little stitches following some markings I had put on with yellow tailor's chalk. What *e/lse* could I have done wrong? First the needle would not go through that thick arrangement – and though I struggled and struggled, I finally had to quit and take it off the frame. I hauled the big mass to the local quilt shop in San Rafael and showed it to the owner, Susan Bradford. I thought she was going to cry. She looked at what I had done to that beautifully and pieced quilt top and immediately came to my rescue.



First she selected a thin, all cotton batt that was traditional for quilts made in the thirties and forties. She chose a *light weight* bleached muslin, the common backing in that era. Then she signed me up for a couple of hand quilting classes.

The sandwich was dismantled and I started again. And, although the quilt looks pretty good, the yellow tailor's chalk markings remain to this day on the upper right hand block as a reminder of my first effort at quilting! There was no removing that stuff!

Lots of lessons learned here.



## 2007 executive board

### 2007 ELECTED BOARD

President	Pam McVey
Vice President	Linda Hooper
Treasurer	Sandra Chan-Brown
Recording Secretary	Doris Maneke
Program Chairs	Phyllis Gallaway
	Vandy Noble
Program Chair Elect	Denise Raney / Janet Shore
	Mary Wood
Corresponding Secretary	Meri Kay Gurnee
Parliamentarian	Janice Rodgers

### 2007 COMMITTEES

Bag Lady	Juanita Campbell
Basting	Tomi Godwin
Block of the Month	Kathy Hannan
	Justine Lott
Boutique*	Pam Beebe
Community Projects*	Lavella Cassinelli
Fair Liaison	Lee Trevelyan
Field Trips	Melissa Trunick
Finance (Treasurer)	Sandra Chan-Brown

Friendship Blocks \*  
 Opportunity Quilt Tickets\*  
 MQSC Liaison \*  
 Hospitality\*  
 Library\*  
 Membership\*

Newsletter Editor\*  
 Newsletter Circulation  
 Nominating (Parliamentarian)  
 NCQC Liaison\*  
 Photographer \*  
 Publicity\*  
 Sunshine  
 TSW (Tech. Sharing)

Website\*  
 Workshops  
 Past President\*

Linda Hooper  
 Glenda Ross  
 Joanie Bellinghausen  
 Barbara Cortelyou  
 Sharon Fry  
 Marilyn Vitali  
 Janice Juul  
 Judy Bello  
 Jan Andrews  
 Pat Marabella  
 Janice Rodgers  
 Janet Shore  
 Joanie Bellinghausen  
 Vacant  
 Jenine Giblin  
 Diana Roberts  
 Holly Palma  
 Angie Kiker  
 Phyllis Gallaway  
 Sharon Mills

\* Standing Committee

## ~AFFILIATES~

### ANGIE'S CUSTOM QUILTING

P.O. Box 517  
 Talmage, CA 94581 • (707)462-7411  
 Angela Thornton  
 lazykt@pacific.net

### FABRICATIONS

118 Matheson St.  
 Healdsburg • 433-6243  
 fabrications1@aol.com

### HANDMADE MEMORIES

#### MACHINE QUILTING

Long Arm Quilting  
 Sebastopol • 829-7648

### THE MATERIAL GIRL

#### FABRICS AND QUILTING SUPPLIES

6119 Old Redwood Hwy., Ste. B1  
 Santa Rosa 95403  
 836-0114 • 837-1992  
 www.materialgirlfabric.com

### NEW PIECES

1597 Solano Ave.  
 Berkeley, CA 94707  
 (510)527-6779  
 www.newpieces.com

### PARKSIDE SEWING CENTER

Bernina • New Home • Janome  
 410 Santa Rosa Avenue  
 Santa Rosa • 576-1430

### PINCUSHION BOUTIQUE

2827 Spafford St.  
 Davis • (530)758-3488  
 www.sweettreat.com

### THE PLACE THAT SELLS

#### SEWING MACHINES

1462 Mendocino Ave  
 Santa Rosa • 575-5259  
 www.mytptssm.com

### QUILTED ANGEL

200 G Street  
 Petaluma • 763-0945  
 www.quiltedangel.com

### QUILTED COTTAGE

567 First Street East  
 Sonoma • 938-3650  
 www.quilted-cottage.com

**Please patronize our  
 Affiliate Members**

**Check your roster for business  
 hours and more information**

### THE QUILTED VINE

170 Farmers Lane, # 7  
 Santa Rosa • 546-0750  
 lynda@quiltedvine.com  
 www.quiltedvine.com

### QUILTS & OTHER COMFORTS

Guild ID Number • CA 189  
 (use this code for a discount on each order)  
 www.quiltsonline.com/quilts

### SHELLEY'S QUILTED TREASURES

3925 MAIN ST.  
 Kelseyville, CA 95451  
 www.shellesqt.com  
 279-0324

### TOPSTITCHERS

421 SECOND STREET  
 Petaluma • 775-3661

### VILLAGE SEWING CENTER

210 Coddington Mall  
 Santa Rosa • 544-7529  
 www.villagesewing.com

### WOLF TRACKS

#### QUILTING STUDIO

Carolyn Wolf  
 P.O. Box 1367  
 Sonoma • 938-5090  
 www.wolftracksquiltingstudio.com  
 wolftrax@sonic.net

# What's Happening!

## August

**August 5 to October 2 -- Real McCoy Quilts,**  
Quilts made by Carole McCoy  
Reception for the artist, Sunday, August 5, 1-3 pm  
**Back Porch Fabrics and Quilt Gallery,**  
157 Grand Ave. at Central Ave., Pacific Grove  
Mon-Sat 10-5, Sun 12-4 (831) 375-4453

**August 30 - Sept. 1.** PCM Embroidery / Quilt Expo  
Marin Center, San Rafael, CA  
Follow link for discount entry coupon:  
[http://www.pcmexpo.com/pdf/coupon\\_SanRafael2007.pdf](http://www.pcmexpo.com/pdf/coupon_SanRafael2007.pdf)

**Through August 31st ~Judy Mathieson**  
The Wine Emporium, 135 North Main St., Sebastopol, CA  
Wed. to Sunday from Noon to 6 pm  
Www.the-wine-emporium.com or www.judymathieson.com

## **Judy Mathieson's Quilts At The Wine Emporium**



Tokushima Indigo Circles  
34" x 36"

## September

**September 8th (10am-5pm) & 9th (10am-4pm)** - Elk Grove Quilt Guild's 5th show,  
"Harvest of Quilts" at the SES Portuguese Hall, 10427 Stockton Boulevard, Elk Grove.

**September 8th & 9th** - Truckee Meadows Quilters  
Reno/Sparks, Nevada - Information [TMQnewspatch@yahoo.com](mailto:TMQnewspatch@yahoo.com)

**September 15th (10am-5pm) & 16th (10am-4pm)** -  
Sierra Quilt Guild 18th Annual Quilts & Threads Show  
Mother Lode Fairgrounds, Stockton Road – Sonora, CA  
Saturday—10 am to 5 pm. Sunday 10 am to 4 pm. Admission \$6.00  
Featuring special exhibits and demos by the Sierra Needle Artist & Mother Lode Weavers & Spinners  
Quilts \* Wall Hangings \* Wearable Art \* Member Challenge Exhibit \* Drawing for Opportunity Quilt  
made by guild members \* Door Prizes \* Boutique \* Vendors \* Quilt Appraiser \* Refreshments  
For more information visit our website: [www.sierraquiltguild.com](http://www.sierraquiltguild.com)

**September 22nd (10am to 5pm) & 23rd (10am to 4:pm)**  
Diablo Valley Quilters Quilt Show 2007  
Charlotte Wood Middle School, 600 El Capitan, Danville, CA  
[www.diablovalleyquilters.org](http://www.diablovalleyquilters.org)  
Expanded venue, twice as many quilts and vendors. Scissor sharpener and  
lunch available. See our website for information regarding bus trips to our show.

~AND~

Quilting in the Garden at Alden Lane Nursery  
981 Alden Lane, Livermore CA  
For more information: [Quilting in the Garden](#)



# Pointless Sisters Show at Quilted Cottage

Saturday September 1, 2007

Kick off your Labor Day Weekend by visiting the Quilted Cottage to see what our very productive Art Quilt Group has been doing.

Opportunity Quilts will be there with tickets available

567 First East Street  
Sonoma, CA.  
707-938-3650



**QUILTED COTTAGE**

## September Continued

### **September 29th & 30th--South Valley Quilt Association**

4th Annual Harvest Quilt Show @ the Taste of Morgan Hill

Morgan Hill Community & Cultural Center

17000 Monterey Road, Morgan Hill, Ca

Featured Artist: Rosemary Eichorn

All Quilters welcome to enter. NO entry fee, Can enter either for Exhibition only or Judged Competition

Quilts from Japan, Showing by Diana Leone, Special Showing by Contemporary Quilt and Fiber Artists

FREE Admission and Parking

Information, Forms and Maps at our web site: [www.svqa.org](http://www.svqa.org)

## October

### **October 6th-7th - Ladies of the Lake "Falling Leaves" Quilt Show**

Saturday, October 6, 2007; 10 AM-6 PM & Sunday, October 7, 2007; 10 AM-4 PM

Judged, open-entry show of 200+ quilts, Featured Quilt Artists The Mendocino Quilt Artists Guild, Vendor

Mall with quilt fabric, books, patterns, notions, etc., Country Store, Opportunity Quilts, Challenge and

Round Robin Exhibits, Door Prizes, Silent Auction, Demonstrations, Food

Featured Quilters: **The Mendocino Quilt Artists Guild**

Additional Information: Quilt Show Co-Chairmen Cheryl Jones-Murray 707-263-5171; [quiltmaster@saber.net](mailto:quiltmaster@saber.net) & Jane Alameda 707-263-3831; [janea@jps.net](mailto:janea@jps.net). Mail forms to LLQG, P O Box 875, Kelseyville CA 95451

### **October 6th-7th Merced Gateway Quilters' Guild presents "Gateway Quilters' Guild 2007 Harvest of Quilts"**

2 day Biennial quilt show of over 130 new quilts from the San Joaquin Valley. Will have vendors, featured artist Kathy Cavanaugh, Hoffman Quilt and Doll Challenges, boutique, opportunity quilt, lunch for sale, door prizes, vignettes, demos, and quilting with and for kids. Show held same weekend as "Big Valley Arts and Culture Festival" downtown Merced (Sat only).

**Location:** Merced County Fairgrounds Pavillion 900 Martin Luther King Way Merced, Ca 9534

**Contact:** Lori Nelson 209 383 9054,

**E-mail:** [ma2doc@aol.com](mailto:ma2doc@aol.com)

**Web Site Link:** [GatewayQuiltersGuild.org](http://GatewayQuiltersGuild.org)

## Ongoing

Treasure From a Trunk: California Pioneers' Textiles and Quilts

The California Museum for History, Women and the Arts, 1020 O St., Sacramento, CA

(916)653-7524. A few of the treasures include: a baby coverlet made by Tamsen Donner (who perished in 1847 en route to California with the Donner Party). Through June, 2008.

# NEW QUILTS OF NORTHERN CALIFORNIA

at the

## PACIFIC INTERNATIONAL QUILT FESTIVAL

The Northern California Quilt Council is accepting applications for quilts to be in the New Quilts of Northern California exhibit, part of the Pacific International Quilt Festival, which will be held at the Santa Clara Convention Center from October 11-14. Your quilt may also be entered in the PIQF contest, but you need to fill out an entry form which can be obtained from : Mancuso Show Management, P.O. Box 667, New Hope, PA 18938.

The exhibit will be juried to 70 quilts. Medium sized quilts show the best, and quilts longer than 90 inches will hit the floor. We would like quilts that are new and have not been widely shown before - your latest work!

Entries are due August 20 and acceptances will be sent by September 1st.

Please send a COLOR PICTURE of the full quilt and a close up, with the TITLE AND DIMENSIONS of the quilt and YOUR NAME on the back of the picture to:

### NEW QUILTS OF NORTHERN CALIFORNIA

Elizabeth Marrs  
2736 Creekside Road  
Santa Rosa, CA 95405

Sue Broenkow  
(250) 285-2433

Elizabeth Marrs  
(707) 528-6939

Judy Mathieson  
Judy2quilt@aol.com

sbroenkow@netpipe.com

---

### ENTRY FORM

### NEW QUILTS OF NORTHERN CALIFORNIA

NAME \_\_\_\_\_

ADDRESS \_\_\_\_\_

\_\_\_\_\_ PHONE \_\_\_\_\_

TITLE OF QUILT \_\_\_\_\_

ORIGINAL DESIGN \_\_\_\_\_ TRADITIONAL \_\_\_\_\_ MADE IN A CLASS \_\_\_\_\_

SIZE \_\_\_\_\_ W X \_\_\_\_\_ H DESIGN SOURCE \_\_\_\_\_

# PAPERWORK!

## Do you need to submit a deposit to our Treasurer?

### Do you need to request a reimbursement?

Now you can print up your own forms to prepare before the next meeting!

Here's how:

Simply select *PRINT* from the *FILE* drop-down menu.

A box will appear and on the left side there will be a section entitled *PRINT RANGE*.

You may choose one of two ways to print the forms:

1. Check *CURRENT PAGE* if the page indicator at the bottom is showing the correct page for the forms.
2. Check the box for *PAGES* \_\_\_ *TO* \_\_\_

And insert the number of the page you wish to print in both spaces. (9 to 9) in this case.

## SRQG DEPOSIT TURN-IN

Thank you for making sure the following information is complete:

**FUNDS**

**FROM:** \_\_\_\_\_  
(your name)

**FUNDS**

**FOR:** \_\_\_\_\_

AMOUNT IN COINS: \_\_\_\_\_

AMOUNT IN CURRENCY: \_\_\_\_\_

TOTAL AMOUNT IN CHECKS: \_\_\_\_\_

NUMBER OF CHECKS: \_\_\_\_\_

TOTAL: \_\_\_\_\_

## SRQG REIMBURSEMENT REQUEST

Make check payable to: \_\_\_\_\_ Amount: \$ \_\_\_\_\_

Receipt must be attached.

Reimbursement is for: \_\_\_\_\_

Date: \_\_\_\_\_ Requested By: \_\_\_\_\_

Signature of Chair/Event Coordinator: \_\_\_\_\_

Please check one of the following budget categories:

- |   |   |  |  |
|---|---|--|--|
| <input type="checkbox"/> Block of the Month | <input type="checkbox"/> Library  | <input type="checkbox"/> Newsletter        | <input type="checkbox"/> Sunshine      |
| <input type="checkbox"/> Boutique           | <input type="checkbox"/> Membership                                     | <input type="checkbox"/> Opportunity Quilt | <input type="checkbox"/> TSW           |
| <input type="checkbox"/> Community Quilts   | <input type="checkbox"/> Misc. Office Expense<br>(Treas., Corresp. Sec) | <input type="checkbox"/> Programs          | <input type="checkbox"/> UFO Challenge |
| <input type="checkbox"/> Fair Awards        |   | <input type="checkbox"/> Publicity         | <input type="checkbox"/> Workshop      |
| <input type="checkbox"/> Hospitality        | <input type="checkbox"/> NCQC Travel                                    | <input type="checkbox"/> Quilt Challenge   | <input type="checkbox"/> Other: _____  |