



president's message

I hope you are all starting to look forward to Spring as I am. I am noticing the trees are beginning to bloom and I have a vase of Daffodils on my table to remind me that it will soon be in full bloom. Inspiration comes in many forms and I am trying to find it for my Challenge Quilt for this year....a traditional quilter stepping outside the box! Fran has given us an interesting Challenge this year and I hope everyone has put their thinking caps on to meet it. I am looking forward to seeing everyone's creations in October. Our speaker in March showed us how to be traditional and original both at the same time and has planted a seed in the back of my mind....can't wait to see what grows!

Sharon Mills

programs and workshops

APRIL PROGRAM AND WORKSHOP

MARILYN FELBER

LECTURE: HOW TO MAKE A QUILT


Raised in Northern Wisconsin, Marilyn Felber earned a BA in philosophy from the University of Wisconsin-Madison. She worked as a paralegal in Washington, D.C., San Francisco, & American Samoa before turning fulltime to fiber art in 1988. She designed and holds the copyright for a unique line of fiber art greeting cards and is known for her elegant presentation of quilts as contemporary art. She shows and sells her work at art shows, galleries, museums, and contemporary craft markets and special venues such as the Art in Embassies Program. Her work is owned by private collectors, businesses, and public institutions. She is one of ten artists featured in the film "Woman's Work: Making Quilts - Creating Art". She has studied graphic design, calligraphy, art and music and has been especially influenced by Asian art, contemporary Native American art, and the early 20th Century abstractionists. Marilyn teaches fiber art design in Northern California. She lives with her husband, Paul, in Berkeley.

WORKSHOP: PRACTICAL DESIGN 6 hours
Basic quilting skills assumed.

Taken from her response to a student's question, Marilyn speaks about the issues we all face while designing quilts and practicing our craft, from our grounding in traditional quiltmaking to contemporary quilt art.

Learn to make original design decisions from simple starting points. Basic design principles and composition will be emphasized, whatever your style. An easy Notan exercise (background/foreground study) may be included for warm-up. Students can work on one large or several small quilts, using whatever technique is most comfortable: machine piecing, machine appliqué, reverse appliqué, crazy-piecing, collage, fusing. Students may bring their own idea, favorite cut-outs from magazines/postcards/etc., or simply respond intuitively as direction is given in class



 Diana Roberts and Mary Wood

programs and workshops

MAY PROGRAM AND WORKSHOP

LECTURE: FINDING MORE TIME TO QUILT

Diane Leighton will be our featured Program speaker on May 18. Her humorous lecture will give us some practical ideas on how to find more time for quilting! She will also give suggestions for ways to improve your time management. Her presentation will include a show and tell of quilts.

WORKSHOP: THE “WOODPILE” BLOCK

The workshop for May 19 will feature Diane Leighton’s “Woodpile” block. This is similar to a log cabin block, but is faster and easier! This technique is a great way to deplete your stash and make room for MORE FABRICS!

This class will be held at the Luther Burbank Arts and Garden Center (2050 Yulupa Ave.) and the cost will be \$30. Be sure to pay at the time you sign-up to reserve your place in the class.



technique sharing workshops

As you all know by now Melissa’s Mystery Quilt Technique Sharing Workshop (TSW) has been moved to November 2. The next TSW will be on April 20th when Betty Upchurch will be teaching Chenille Quilting. At that TSW you will make one chenille potholder for yourself and one for the boutique. Bring your sewing machine and sewing gear. Betty will provide all the materials and the pattern. Join her for a fun afternoon of sewing. On May 18th Vandy Noble will do a TSW about “Preparing Your Quilt for Long Arm Quilting.” All TSWs are held after the guild meetings, last about an hour, and are free. Please join us and learn some new skills and techniques. Sign up for TSW’s in the white binder located at the back of the room before and after guild meetings.

 Linda Sims, TSW Program Coordinator

A note from Sandy

Thank you so very much to the guild members for your expressions of sympathy at the recent loss of my father.

Your support is appreciated and treasured.

Sandy Chan Brown

Piecemakers of Southern Alameda County
present

Legacies of Love ~ Treasures

Quilt Show

May 6-7, 2006

10-5 Saturday and 10-4 Sunday

Hayward Centennial Hall

22292 Foothill Blvd.

Hayward, CA 94541

250 quilts on display s special guest Scarlett Rose s raffles
s demonstrations ▪ lectures s 25 vendors

\$8.00 general admission ▪ \$6.00 seniors and children 6-12
Free Parking

For more information go to: www.piecemakersguild.org




did you know?

That our own Lavella Cassinelli made 20 (twenty!!) quilts for the Seniors at the Council on Aging?

The Council on Aging is still accepting the lap sized quilts—the project is a fundraiser for their campaign to build a new kitchen for Meals on Wheels.


For more information, contact Lavella or www.councilonaging.com.

• DON'T FORGET! • NAME TAG • COFFEE MUG • LUNCH • LIBRARY BOOKS • SHOW AND TELL •



By Marilyn Swanson

Scissors



and Other Sharp Objects

When I was young, we cut paper and fabric with scissors. Good scissors were really important, especially with fabric, as it usually required accuracy. When my grandmother cut out pieces for her quilts, she used cardboard templates, drew a pencil line around them and cut with her very sharp scissors. Dull or bad scissors would distort the little pieces and make them inaccurate, and the finished piece could be affected.

So she cherished her “shears”. Most women had one pair of good scissors, which no one else was allowed to use, especially for other things (the worst being paper or cardboard!) I can remember my grandfather sharpening her scissors for her as they did not stay always sharp, even when carefully cared for.

My collection includes many different types of scissors. I have scalloping, pinking (big and small), buttonhole, upholstery (heavyweight), dressmaker, embroidery, tailor’s and I even found a beautiful pair of 6” very old handmade scissors. Remember the blunt ended ones we used at school? They were great for small hands, but now I use my older and more “sprung” dressmaker shears for cutting newspaper, wrapping paper and patterns. But having the “right” tool is really important for making a good product.

Today, the rotary cutter has become the most important tool for quilters. What a great invention! I also use them for trimming photos and cutting paper patterns accurately. They require pairing with a variety of rulers and the team is invaluable. Like scissors, they must be kept sharp, for after having cut a long line and finding that a few threads are still attached to the original piece can be very annoying!

My husband’s mother was a fine seamstress and did beautiful needlework. Our family of five all remember the Christmas that she made everyone, plus my husband’s brother, a leopard print corduroy bathrobe. We were stunned! Although the children enjoyed wearing theirs, the adults were a little less thrilled, but when I look back on the time and energy and skill she used to make them, I can't help but admire her. Think of cutting out each one six times!

She too, loved her scissors. Years later, when she was in a retirement home and suffering from a bit of dementia, her purse was always with her. One day my husband picked it up for her and noticed that it was extremely heavy. When he looked inside, it contained every pair of scissors that she owned! We could see that they were really precious to her. And I understand that...

srqg 2006 calendar

april

- 6** General Meeting: Sewing Room Sale
TSW: Bento Box Picture Quilt
- 20** Program~Marilyn Felber
“How do you make a quilt?”
Sew-A-Row due today
TSW: Chenille with Betty Upchurch
- 21** Marilyn Felber Workshop
“Practical Design”
- 28** Pointless Sisters Art Quilt Group

may

- 4** General Meeting:
Quilt-A-Thon!
- 18** Program ~ Diane Leighton: →→→

*K C Mobile Notary
Karen Cassinelli*

*When you need a Notary
I will travel to you.*

707-523-2165 or 707-695-2874

calendar continued

- “Finding More Time to Quilt”
TSW: Prepping a quilt for long-arm quilting with Vandy Noble
- 19** Diane Leighton Workshop:
“Woodpile Quilt”
- 23** Pointless Sisters Art Quilt Group

community quilts

The Community Quilt Project is doing very well. I want to thank everyone who has worked on this project. All of us working together can make such a difference. The new director of the Valley of the Moon Children's Home will be at our April 6th meeting to accept the quilts. Our last quilt-a-thon was a huge success and I hope the May 4th quilt-a-thon will do just as well. We will have many quilts to work on so we need plenty of sewing machines and hand sewers. All are welcome to stay and help with this wonderful project. Our plan is to have a short meeting and start sewing as soon as the meeting is over. We will then break for lunch and then continue sewing. We had such a great day at the last quilt-a-thon so plan to stay and sew.

 Lavella Cassinelli

sew-a-row program

The next due date for the Sew-a-Row packets is April 20. Many members have signed up to add a row during one of the four 2-month periods during the year, but there are still a few openings. Please do not hesitate to join in the fun: the sign-up sheets will be in a binder that will be at the Sew-a-Row display board each meeting.

It will be such fun to see the completed tops when they are displayed at the December holiday luncheon meeting. If you worked on one of the projects, you may be the lucky winner who gets to keep it! If you have questions, contact Phyllis Gallaway at 573-9749.

Have YOU checked out our brand new website yet?

Thanks to Angie Kiker for all of her hard work to get the site fine-tuned to meet all of our needs!



www.santarosaquiltguild.org

fund-raising

Thank you for using the **Community Smart** and **Albertson's** Cards at local merchants. To participate in these programs contact me at guild meeting and I will help you sign up for a card.

 Linda Sims

fifth thursday quilt retreat

I hope many of you attended the March 31st Thursday retreat and enjoyed yourselves. The next one is scheduled for June 29 at The Place to Sew. No cost and no need to sign up in advance. Doors open around 10 am and we have the room all day. Come for the whole day or any portion of the day. Work on your own project or join Betty and Diane in restocking our Guild Boutique. (Betty and Diane will let you know what is needed.) So, don't hesitate - reserve June 29 to join your fellow quilters and have fun.

The final fifth Thursday quilt retreat for the year will be August 31 at a location to be announced.

 Phyllis Gallaway


QUILTED COTTAGE





 Fabrics  Classes  Gifts
 Long Arm Quilting


567 First St. East
Sonoma, CA 95476
707-938-3650

www.quilted-cottage.com

 Buck-A-Block II We had so much fun with our first BAB that we are starting another 12 blocks with Asian Fabrics all for \$12

 Machine Quilting Learn to quilt on your home sewing machine. We will show you how to meander, "stitch-in-the-ditch," and do some "McTavishing." ~Friday, 4/7 with Diana

 Big Block ~4/10 & 4/12 ~Great for Father's Day or in spring colors.

 Crazy Quilt ~4/2. Diana's crazy quilt using three basic blocks.

boutique workshop

After meetings—bring your sewing machine or stay and chat and hand sew with Betty Upchurch and Diane Land

the pointless sisters

The Pointless Sisters are an art quilt group that meets the fourth Tuesday of each month from 10 a.m. to 12 p.m. at the Luther Burbank Art and Garden Center. The group shares their work, discusses new trends and art quilt techniques, and sponsors education programs and challenges. All guild members interested in art quilting are invited to join us for the April 25th meeting. Contact Linda Sims with any questions.

library news



Isn't it just amazing that our guild library now has over 1750 books!?!? This could not have happened without the support and hard work of so many of our members. Volunteering in the library area is a wonderful way to meet quilters as you get up close and personal with books you did not know existed. I can put you to work for five minutes – or for six hours!

*Lavella Cassinelli and Shirley Ziolowski both requested that I purchase **PATCHWORK PICNIC** by Suzette Halferty and Nancy J. Martin. As it was out of print, Melissa Trunick put on her investigative hat and located a copy for us. Each quilt celebrates an occasion with picnic recipes and ideas for presentation. Wonder which pattern (or recipe) caught their eyes? The sailboat? Stripes and Stars? Looking forward to their "Sew and Tell."*

For those who collect fat quarters, Vandy Noble suggested **LAPS FROM FATS – 11 LAP-SIZE QUILTS TO MAKE USING FAT QUARTERS! – STACK FAT QUARTERS AND QUICKLY CUT WITH EASY-TO-FOLLOW ROTARY CUTTING DIAGRAMS** – Now there is a title that says it all for me!

Sounds like Sharon Mills has a project up her sleeve as she has asked for **A SHORTCUT TO DRUNKARD'S PATH – EASY APPLIQUE CURVES** by Ann Frischkorn and Amy Sandrin. The secret is one that I discovered a few years back – you make one block, then cut it into four units. Lots of fun.

Jinny Beyer's **PATCHWORK PUZZLE BALLS** combines simple shapes into complicated-looking spheres that she suggests for ornaments, toys for babies, even cats (but after putting in all that work, my cats ain't touching these!!!). Let's see what our Parliamentarian, Janice Rodgers, comes up with!

Phyllis Gallaway has been shopping again and helped me obtain the following books with very good discounts:

- **SENSATIONAL SASHIKO – JAPANESE APPLIQUE AND QUILTING BY MACHINE** by Sharon Pederson
- **COTTAGE-STYLE QUILTS – 16 PROJECTS FOR CASUAL COUNTRY LIVING** by Mary Hickey
- **CREATIVE LOG CABIN QUILTING** edited by Jeanne Stauffer and Sandra L. Hatch (traditional and contemporary ideas)

The titles of the following books say it all:

- **CAROL DOAK'S SIMPLY SENSATIONAL 9-PATCH STARS – 12 QUILT PROJECTS – MIX & MATCH UNITS TO CREATE A GALAXY OF PAPER-PIECED STARS WITH A CD INCLUDED** by Carol Doak
- **QUILT VISIONS 2004 – CELEBRATING THE ART OF THE QUILT – QUILT SAN DIEGO/QUILT VISIONS WITH A CD INCLUDED** edited by Patti Sevier
- **FABULOUS FLOWERS – MINI-QUILTS IN DIMENSIONAL APPLIQUE** by Sharon K Baker
- **QUILTS FROM THE HEART – QUICK PROJECTS FOR GENEROUS GIVING** by Karin Renaud

If you are unfamiliar with how our books are organized, ask me for a tour after a meeting. To make our lives easier, I have all the books listed, thanks to the computer, by both TITLE and AUTHOR. Check out as many books as you can schlep home, but DO return them at the very next meeting.

Sharon 'the Librarian' Fry

◆ Show and Tell ◆



Leslie Ary's "Bright Flowers"



Judy Mathieson "Mine All Mine"



Vandy Noble's
Sweatshirt Jacket



Carolynn Marriott "Funny Girls"




Linda, Lavella and Mirna with landscapes



Working in Betty's sweatshop for the
Boutique:
Judith, Sharon, Earlene and Dotty



Joanie Bellinghausen's
St. Patrick's Day Jacket



Jane Alameda "Betty Boop"



2006 executive board

2006 ELECTED BOARD

President Sharon Mills
644-1680

Vice President Pam McVey

Treasurer Sandra Chan-Brown

Recording Secretary Judith Clarke

Program Chairs Diana Roberts
Mary Wood

Program Chair Elect Phyllis Gallaway
Vandy Noble

Corresponding Secretary Holly Palma

Parliamentarian Janice Rodgers

Finance (Treasurer)
Friendship Blocks *
Opportunity Quilt Tickets*
MQSC Liaison *
Hospitality*
Library*
Membership*

Sandra Chan-Brown
Lynn Williams
Glenda Ross
Joanie Bellinghausen
Linda Hooper
Sharon Fry
Patricia Kearns
Marilyn Vitale
Meri Kay Gurnee
Jan Andrews
Pat Marabella
Janice Rodgers
Janet Shore
Joanie Bellinghausen
Marjorie Smith
Marilyn Altenbach
Linda Sims
Angie Kiker
Jan Andrews
Mary Wood
Gerrie Congdon

2006 COMMITTEES

Bag Lady Juanita Campbell

Basting Tomi Godwin

Block of the Month Justine Lott
Linda Morand

Boutique* Diane Land
Betty Upchurch

Community Projects* Lavella Cassinelli

Fair Liaison Lee Trevelyan
Pam McVey

Field Trips Melissa Trunick

Newsletter Editor*
Newsletter Circulation
Nominating (Parliamentarian)
NCQC*
Photographer *
Publicity*
Sunshine
TSW (Tech. Sharing)*
Website*

Workshops *
Past President*

* Standing Committee

stitch-n-times
may 2006 deadline
april 18th
msjanquilts@comcast.net

stitch 'n times ad rates

Business Card	2.25"	X	3.5"	\$10.00
1/4 page Vert.	3.5"	X	4.875"	\$25.00
1/4 page Horiz.	4.875"	X	3.5"	\$25.00
1/2 page Vert.	3.625"	X	9.875"	\$50.00
1/2 page Horiz.	7.375"	X	4.875"	\$50.00
Full page	7.375"	X	9.875"	\$100.00

AFFILIATES

DANIELE TODARO

Santa Rosa • 568-3419
www.todaro.com

FABRICATIONS

118 Matheson St.
Healdsburg • 433-6243

HANDMADE MEMORIES

Quilting supplies • Long Arm Quilting
428 S. Main St.
Sebastopol • 829-7648

KAY'S FABRICS

201 West Napa Street
Sonoma • 996-3515

NEW PIECES

1597 Solano Ave.
Berkeley • (510)527-6779
www.newpieces.com

PARKSIDE SEWING CENTER

Bernina • New Home • Janome
410 Santa Rosa Avenue
Santa Rosa • 576-1430

PINCUSHION BOUTIQUE

2827 Spafford St.
Davis • (530)758-3488
www.sweettreat.com

THE PLACE THAT SELLS SEWING MACHINES

1462 Mendocino
Santa Rosa • 575-5259
www.theplacethatsellssewingmachines.com

PUMP HOUSE QUILTS

Long Arm Quilting by Vandy
526-7141
vquilter143@hotmail.com

QUILTED ANGEL

200 G Street
Petaluma • 763-0945
www.quiltedangel.com

QUILTED COTTAGE

567 First Street East
Sonoma • 938-3650
www.quilted-cottage.com

THE QUILTED TEDDY BEAR EBAY STORE

Www.stores.ebay.com/The-
Quilted-Teddy-Bear
707-961-6247
qteddybear@sgcglobal.net

QUILTS & OTHER COMFORTS

Guild ID Number • CA 189
(use this code for a discount on
each order)
www.quiltsonline.com/quilts

SHELLY'S QUILTED TREASURES

3925 MAIN ST.
Kelseyville • 278-0206

TEDDY BEAR QUILTS

170 Farmers Lane, # 7
Santa Rosa • 546-0750
teddybearquilts@yahoo.com

VILLAGE SEWING CENTER

210 Coddington Mall
Santa Rosa • 544-7529
www.villagesewing.com

What's Happening!

April ~ May ~ June 2006

LAST CHANCE!!!

Jean Ray Laury

A Life By Design

January 17 to April 9 2006

Quilt Politics

A slide lecture with Dr. Bernard Herman

March 9, 2006 • 7:00-8:30 pm

Art Quilts and America

Pine Tree Quilt Guild of Nevada County

Springtime in the Pines

2006 Quilt Show



May 6th and 7th, 2006



10-5 Saturday, 10-4 Sunday

Admission \$5

Free Parking

Shuttle Service

 Demonstrations  Country Store

 Silent Auction  Lunch Room

Oroville Piecemakers Quilt Guild

Piecing Our Past To The Future

Saturday May 6th and Sunday May 7th

10:00 a.m. to 4:00 p.m.

Antique quilts and their modern interpretations

Featured quilt artist: Donna Greenwald

 Vendors  Food  Raffle Baskets

Oroville Municipal Auditorium

Monterey Peninsula Quilters Guild

31st Annual Quilt Show

June 10 & 11, 2006

 **Boutique & Garage Sale**

 **Demonstrations & Vendors**

The Student Center

Monterey Peninsula College

980 Fremont Blvd., Monterey, CA




Mother Lode Quilters Guild



“Golden Threads” Quilt Show

Saturday, June 10, 10:00 a.m. - 5:00 p.m.

Sunday, June 11, 10:00 a.m. - 4:00 p.m.

Laura Nownes Author & Featured Quilter

 Quilts  Wearable Art  Vendors

 Guild Challenge  Country Store

Historic Downtown Sutter Creek

Admission: \$5.00

Coming Soon!!

Road to Sisters Shop Hop

June 30—July 15, 2006

Eight stores to visit on the way to the
Sisters Quilt Show!