

Quilters Cables

San Francisco Quilters Guild - July 2012

Website: www.sfquiltersguild.org Guild Contact: sfqq.info@gmail.com

PRESIDENT'S MESSAGE

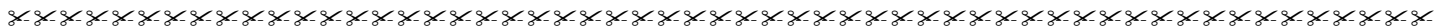
I am up in the mountains of New Mexico, enjoying the sunshine and the smell of the pines. I've visited the quilt shop in Taos to see what Southwestern fabrics are new this year and I picked up a new book called "Quilting Modern" because it has innovative piecing techniques of traditional patterns and also some thought provoking quilting patterns. Ideas are flying through my head. I haven't gotten to visions of chocolate for the challenge quilt, but who knows. When I'm here, out of the city, away from my to-do list, I find it easier to imagine and dream. I'm sure you've experienced this as well. The long-range planning committee is working to consolidate all of our thoughts and come up with a plan for the next five years. If there is anything that you wish our

quilt guild were doing to enrich your quilting, please let me know. Gloria Miller is working with committee chairs on next year's budget and Jay Beatty and the nominations committee is working to put together a slate of officers for the coming year. And, of course, Michael Travis and Sue Fox are working hard, with your help, to plan a successful quilt show for March 2013. As summer tends to bring a change of pace for us all, I hope yours is giving you time to dream and imagine and create the next wonderful quilt.

Carol Munch
SFQG President 2011-2012

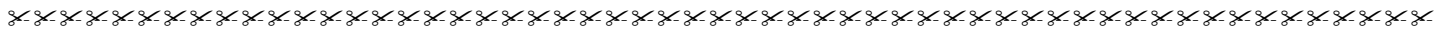
July 17 Meeting - Laura Lee Fritz

Laura Lee Fritz, author of 10 quilt design books featuring continuous quilt designs of every-day objects, is also a long-arm quilter keeping her word about adding beauty, meaning and value to the textiles in her customers' lives. Her presentation "When 'Oh Just Stipple It' Isn't Enough" will encourage all of us to think - and quilt - beyond that trusty technique.



August 21 Meeting - Pat Dicker

Pat Dicker produces prodigious amounts of work. Her quilts have been featured in Woman's Day magazine and in Mary Mashuta's book "Confetti Quilts." A graduate with a degree in art from San Jose State University, Pat has become an award winning quilt artist. She reminds us in her presentation that "Every Quilt is a Learning Experience."



THE SEWCIAL SCENE

Submitted by Jay Beatty

Saturday, July 21, 2012 - 10 am - 4 pm

PRECISION PIECING

Instructor: Judy Woodfill

This is a great class for new quilters as well as those who want to fine-tune their skills. You'll learn all the "rules" and how to avoid having to rip things out and do them over. This is a fun class - you'll make 2 different blocks to learn all of Judy's techniques. Fee: 25.00

Saturday, August 25, 2012 - 10 am - 4 pm

OPEN STUDIO

Work on a project of your choice. Take those new techniques from Judy's class and finish that UFO. Maybe you have Pineapple blocks from Katrina's May class you want to put together. Join us for fun sewing and get to know and enjoy other guild members. No Fee

Saturday, September 22, 2012 - 10 am - 4 pm

CHOCOLATE

Instructor: Tish Chung

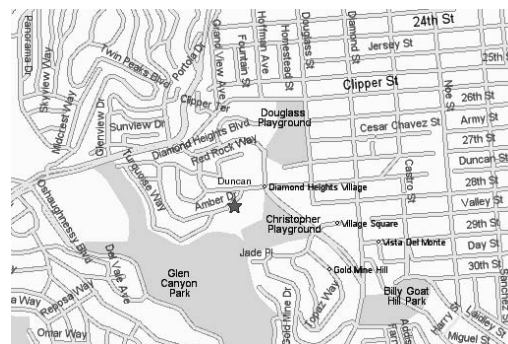
CHOCOLATE is the theme for the Quilt Show's challenge quilt. What does that mean to you? Maybe you're of the belief, "I could give up chocolate but I'm not a quitter," or possibly, "There are four basic good groups: milk chocolate, dark chocolate, white chocolate, and chocolate truffles." What about "Chocolate flows deep dark, sweet waves, a river to ignite my mind and alert my senses?" If any of these describe you, plan to come to this Sewcial and share your Chocolate ideas. We'll have plenty of samples for inspiration. No Fee!

Please pay when you sign up in advance for Sewcials, or contact Jay Beatty, (415) 647-1283 (jay875@sbcglobal.net). A supply list will be provided when you sign up. Arrive about 15 minutes before the start of the workshop (9:45 am) to set up and get directions so that we can begin on time. Please remember that there are no refunds for cancellations. For the comfort of all, please attend Sewcials "fragrance-free." All sewcials are held at the San Francisco Police Academy. Map follows.

Directions to the Police Academy:

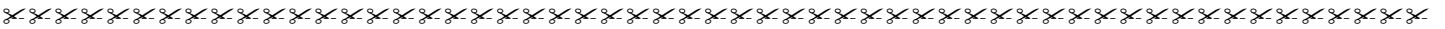
SF Police Academy
350 Amber Drive (near
Duncan) near Diamond Heights
Safeway

Take SF Muni bus #52 or drive
your car, parking is free.



SFQG MEETING INFORMATION

- Meetings are held the third Tuesday of each month (except November and December which are held on the second Tuesday) at 7:15 pm at the Chinese 7th Day Adventist Church, 7777 Geary Boulevard (Entrance on 42nd Avenue) in San Francisco.
- Guests pay \$5 admission, and all are welcome.
- Remember to bring: Library Books; Name Tag; Sew and Tell; Secret Pal Gift; Friendship Blocks, Block of the Month; coffee/tea cup.
- Board meetings are usually held the 4th Tuesday of each month at 7:00 pm at 155 De Soto Street, San Francisco.
- Saturday Sewcials are generally held the Saturday following the Guild meeting, from 10 am to 4 pm at the SF Police Academy, 350 Amber Drive, near Diamond Heights Safeway. Call Jay Beatty at (415) 647-1283 for more information.



SFQG HISTORY CORNER - DARLENE HARTMAN

By Jeanie Low, SFQG Historian



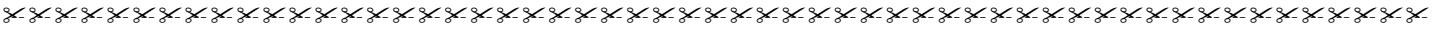
Darlene Hartman, a SFQG Charter Member, guild President for two terms (1988-1990) and quilt teacher, is a transplant from Tacoma Park, Maryland. Quiltaway began while she was President. She is a button collector with her collection in her sewing room that her grandkids affectionately call the button room! Darlene began collecting buttons shortly after she was given buttons from her mother-in-law's antique collection. Her "Button Down Cow Vest," entered in our 1994 show at the Cow Palace with the cow theme, has 300 buttons!

On the serious side, since 1975, Darlene has taught quilting classes to various groups ranging from her sewing group, "Thursday Therapy," the Yardage Fair at Westlake, an attorney wives' group, and at her church, the West Portal Lutheran Church. Her philosophy is that "students should learn how to draft a pattern" so that when they see a pattern, they will be able to draft any size desired. A sewing kit is the first project that her students learn to make. They learn to draft the pattern, select colors, figure out how much fabric is needed, cut, sew, quilt and make bias binding. By the time, they finish their sewing kits, they've learned the skills needed to make a quilt. She has a quilt made with 149 3" x 3" fabric squares with student signatures.

Her church's recent community outreach project included several pillowcase making sessions. The pillowcases are filled with basic necessities and given to children who attend City Crossroads, an afterschool study program.

Darlene became interested in quilting after she sent her mother's quilt "Trip Around the World" for quilting and was disappointed with the results. She began to read and learn more about quilting, took classes with Mary Whitehead and took workshops at Quiltaway. She's made quilts for her children and grandchildren. She always makes a baby quilt for each grandchild, a fun one when they are 10 or 12 years old, and a high school graduation quilt when they go to college.

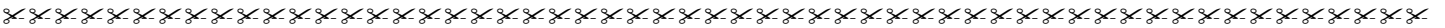
Darlene's advice for new quilters is to "Dig in and start!"



COMMUNITY OUTREACH

Submitted by Linda Hannawalt

We need volunteers to help make quilt tops and do quilting and binding on baby quilts, (36-40" x 50"); wheelchair quilts (40" x 50"); toddler quilts (45"x 60"); and twin size (65"x 88"). Recently we have received requests for queen size (88" x 96") from Hamilton House in the Tenderloin who are helping homeless families into permanent housing, and also from other groups. Of course, we love finished quilts and we have three long arm machines at SFSQC, 2189 Bayshore Boulevard, to quilt those tops. We will be teaching volunteers every Friday and Saturday during July and August on the long arm machines to meet our goals. We limit the groups to six so sign up for lessons. We have outgrown our classroom so we have acquired a much larger one at "The Shop Around the Corner" located at 27 Blanken. It has lots of room so we will have at least a 20-student capacity plus a 25' design wall! Of course, we still have free parking. Our current classroom will be open five days a week to accommodate Community Outreach projects. We are here to sew on Tuesdays through Saturdays 11-6 and are open until 9pm on Thursdays. Come join us and bring a friend.



CHOCOLATE

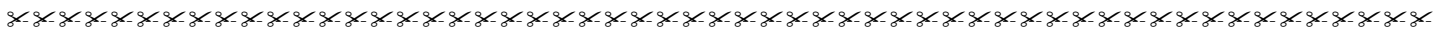
Submitted by Tish Chung

Have you started working on or thinking of ideas for your Chocolate Challenge Quilts yet? If you need a little inspiration, here are some sayings that may help spark some ideas for your Chocolate Challenge Quilts.

- I dream in chocolate.
- I'd give up chocolate but I'm not a quitter!
- Chocolate: luscious, lumpy, load of love...
- Chocolate makes a happier Me
- Chocolate doesn't make the world go around but it certainly makes the ride worthwhile!
- Exercise is a dirty word; every time I hear it I wash my mouth out with chocolate!
- Nobody knows the truffles I've seen.
- Money talks; chocolate sings!
- Chocolate - the breakfast of champions!
- In the cookies of life, friends are the chocolate chips!
- Chocolate: here today...gone today!
- Put the chocolate in the bag and nobody gets hurt.

Of course, "chocolate" doesn't always have to refer to the cacao bean...it could be a color. And don't forget about white chocolate! Have fun!

Quilt size: 20" x 20" with a 3" sleeve on the back. No fee to enter, not judged.



OPPORTUNITY AT THE SJMQT

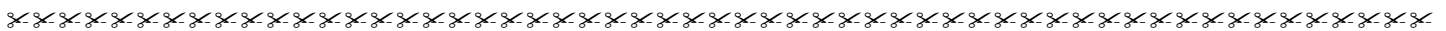
Submitted by Judy Woodfill

The San Jose Museum of Quilts & Textiles is pleased to invite you to participate in our 5th annual **High Fiber Under Five** benefit exhibition and sale that runs from October 20 to November 4. For the past 4 years, this has been a successful benefit exhibition and art sale created to generate support for both fiber artists and the Museum. Nearly 860 people attended last year's **High Fiber Under Five** benefit exhibition and sale. We welcome submissions of all kinds of fiber art—basketry, jewelry, knitting, sculpture, quilts, wearable art, tapestries, and mixed-media pieces in which fiber plays a prominent role. Our goal is to showcase high-quality pieces that will pique the interest of established art collectors and attract new collectors.

This year, we'd like to encourage you to submit artworks that we can offer for sale between \$100 and \$300. You can submit work priced as high as \$500, but we have noticed that mid-range priced art sells more frequently than the higher priced items. If works are \$100 each, you can submit up to 15, to a total value of \$1,500. There will be a one-time submission fee of \$10. If you are submitting works valued at \$500, please submit only 3.

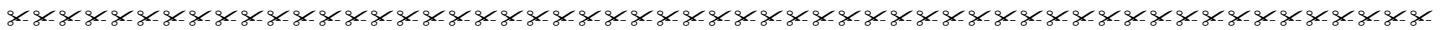
Proceeds of the sale of artwork will be designated by the artist at 100%, 75%, 60%, or 50% donation to the Museum. We appreciate your support and generosity. All of the accepted work will be hung for the opening reception on October 20. As items sell, the purchasers may take the pieces home that evening. Remaining work will be on display until it sells or until the last day of the benefit exhibition, November 4.

We'd be honored to consider your work in this year's show. Artist's entries are due by Monday, August 13. Artwork will be juried and artists will be notified by Friday, September 7, whether their art is to be included in the show and sale. All pieces must arrive at the Museum by October 5th and the show and sale will run from October 20 through November 4. Entry forms can be found [here](#): If you have any questions, please contact us at highfiber@sjquiltmuseum.org or by calling 1-408-971-0323 x25.



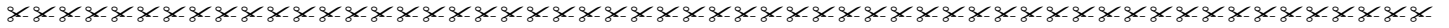
NEWSLETTER SUBMISSIONS

Please email news and event notices to Judy Woodfill. Call (415) 929-8283 if you have any questions. All submissions must be pre-edited. The deadline is the 1st Tuesday of each month. We accept advertising relevant to our membership. Ads will be approximately 1/8 page. Rate is \$20/month for SFQG members, \$25/month for non-members. A three-month run is encouraged. Email information to quilterscables@gmail.com or jwoodfill@quiltwombat.com and send check to SFQG, P.O. Box 27002, SF, 94127.



BOARD MEMBERS

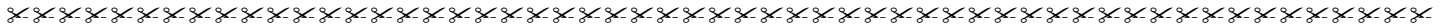
PRESIDENT: Carol Munch, (415) 508-9123 - carol@edniehaus.com
VICE PRESIDENT: Merrilyn Scott, (415) 892-1027
TREASURER: Gloria Miller, (415) 387-6508 - gloriamilersf@gmail.com
SECRETARY: Karen Stern, (575) 313-2515 - kareninsilver@hotmail.com
PARLIAMENTARIAN: Jay Beatty, (415) 647-1283 - jay875@sbcglobal.net



COMMITTEE MEMBERS

Block of the Month Maren Larsen
California Heritage Quilt Project Rep.
Caroline Lieberman
Communications Chair Melissa Cardinet
Community Outreach Linda Hannawalt
Email Monitor Barbara Strick
Equipment Setup June Chen
Friendship Blocks Pat Knapp
Historian Jeanie Low
Hospitality Toni Belonogoff, Marie-Claude
Le Gall, Connie Levy
Librarian Cher delaMere
Library Special Projects Dani Lawler
Mailbox Martha Schwarz
Membership Betty McNeil, Adrienne Hickman

Membership Database Dani Lawler
NCQC Representatives Sue Danielson
Newsletter Calendar Martha Schwarz
Newsletter Editor Judy Woodfill
Newsletter Mailing Jane Yamada
Newsletter Proofing Karen Reiter
Opportunity Quilt 2012 Catherine Sherman
Photographer Nancy Clock
Quilt Show 2013 Michael Travis
Quiltaway 2014 Judy Woodfill, Jay Beatty
Sewcials Jay Beatty, Doris Atkinson
Secret Pals Catherine Sherman
Sewing Circles Kathleen Reseck
Website Manager Barbara Strick



AFFILIATES

Please patronize our affiliates. Discount policies for Guild members vary.

Always Quilting

4230 Olympic Avenue
San Mateo, CA 94403
(650) 458-8580
www.alwaysquiltingonline.com

Dorcas Quilters

St. John's Presbyterian Church
25 Lake St., San Francisco CA 94118
(415) 751-1626

Pernille Gutschick

2034 S. Delaware Street,
San Mateo, CA 94403
(650) 572-2808
nille46@sbcglobal.net

Laura Lee Fritz, Longarm Quilting

31 Glen Road
Novato, CA 94945
(415) 320-4369
lauraleefritz@aol.com

Neal's Yard Remedies

nyrorganic.com/shop/CarolineTC
Caroline Cory
538 Winchester Street
Daly City, CA 94014
(415) 531-4382
carolinecory@gmail.com

New Pieces

Sharona Fischrup
766 Gilman Street, Berkeley, CA 94710
(510) 527-6779
sharona@newpieces.com
www.newpieces.com

San Francisco Sewing and Quilting Collaborative, Inc.

2189 Bayshore Blvd., San Francisco, CA 94134.
www.sfsqc.org; Facebook: www.facebook.com/sfsqc
(415) 656-1607

Stonemountain & Daughter Fabrics

2518 Shattuck Avenue, Berkeley, CA 94704
(510) 845-6106
www.stonemountainfabric.com
fabriclady3@gmail.com

The Sewing Machine Place

Angi Romero
239 Broadway, Millbrae, CA 94030
(650) 697-4739
www.thesewingmachineplace.com
sewingmachineplace@att.net

Textile Dream Studio - Learn, Practice, Share

www.textiledreamstudio.com
P.O. Box 2171
Berkeley, CA 94702-0171
(510) 849-0908
info@textiledreamstudio.com

MEMBERSHIP APPLICATION

Membership Categories:

- Individual \$35.00
- Senior (62 & older) \$25.00
- Junior (up to age 18) \$25.00
- Student (w/ valid ID) \$25.00
- Newsletter only \$10.00
- Affiliate \$50.00
- Donation \$_____

Cash _____ Check # _____

May we include you in our Guild Directory, published in January?

Please check only one: Yes No

Name and phone number only
(Directory is for Guild use only)

Renewal _____ New Member _____

Name _____

Address _____

City _____

State and Zip _____

Phone _____

Email _____

Please check one:

I prefer to receive my newsletter by

email _____ or snail mail _____



SFQG, P.O.Box 27002
San Francisco, CA 94127