

Santa Rosa Quilt Guild

January Block of the Month

Due February 7, 2013

"Double 9-Patch"



The Luck of the Irish be with you as we start our 9-patch adventure with this classic.

Makes a 12-1/2" unfinished block. Sew all seams a scant 1/4". Press to dark when possible.

Fabric:

Fabric #1 - white tone on tone

Fabric #2 - green print

Cutting the Fabric:

From fabric #1:


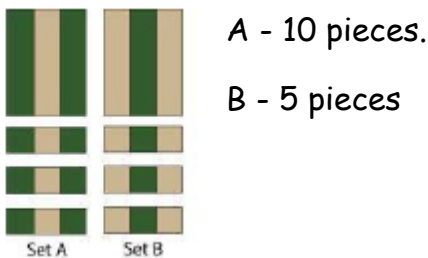
1. Cut 2 - 1-7/8" strips WOF. Cut strips in half.
2. Cut 4 - 4-1/2" squares.

From fabric #2:


1. Cut 2 - 1-7/8" strips WOF. Cut strips in half.

Assembly Instructions:

1. Sew fabrics together to make 4-1/2" wide strip sets A & B.
2. Cut strip sets into 1-7/8" pieces.
4. Sew Fabric #1, 4-1/2" blocks with nine patch blocks to finish your "Double 9-Patch."



3. Sew two pieces of set A and one of piece B as shown. Make 5.



Enjoy this versatile block that can be used many ways, such as the classic "Irish Chain" shown here.

