



Stitch 'n Times

December 2008 • Vol. 33 • No. 11

president's message

Happy Holidays to all. In the new year, I wish everyone happiness, love, prosperity, peace and a perfect quarter inch seam.

Pam McVey

programs & workshops

PROGRAM JANUARY 15, 2009 ~ JUDY MATHIESON ~ "MOVING TO SEBASTOPOL"



Judy became interested in quilting in 1973 while completing a BS degree in Home Economics (Textiles and Clothing) at California State University, Northridge. She lectures and conducts workshops throughout the United States, and has worked in Canada, Japan, Australia, Scotland, New Zealand and England. She is certified by the National Quilt Association as a Judge. Her work has won numerous prizes at Houston Quilt Festival, Pacific International Quilt Festival, Quilt National, Visions, NQA, and many other shows. Mariner's compass quilt designs and their many variations are Judy's specialties.

WORKSHOP JANUARY 16, 2009 ~ "MARINERS COMPASS - SPLIT TO THE CENTER"

Learn to draft and piece these exciting radiating stars (mariner's compass type) into circles, ovals or off center circles. Draft your own formal symmetrical star into nearly any shape and size, create a flashy off center star or select a pattern from Judy's book of the above title. Designs will be drafted on foundations to simplify the piecing process. Use of color as well as precision points will be covered.

The workshop will be held at Luther Burbank Art & Garden Center, 2050 Yulupa Ave., Santa Rosa.



Janice Rodgers and Genie Becker

COMING IN FEBRUARY

Our featured speaker for February 2009 is Judy Mullen. She has had a lifelong love affair with fabrics and has been teaching sewing and quilting for over 25 years. She was a designer in the 2007 Bernina Fashion Show "Diamond Odyssey". Her sewing skills have been recognized with Crème de la Crème Award at the 2006 Bernina Fashion Show "Magnifique" (her first time as a designer), a First Place award in 2006, Viewer's Choice and Second Place Award in 2004, and a Second Place Award in the 2002 Hobbs Fashion Contest at the American Quilt Society Show in Paducah, KY, Best in Show 2007, First Place and Best Fabric Manipulation 2005 and 2008 at Road to California, and many other Judge's Choice and Viewer's Choice awards.

coming attractions


January 15-16	Judy Mathieson Moving to Sebastopol Mariner's Compass; Split to the Center
February 19-20	Judy Mullen Quilts Then and Now More Than a Vest
March 19-20	Andi Perejda Quilting Designs; Styles and Textures Make Your Own Garden
April 16-17	Judy Sisneros Imagination and Inspiration Curves Around the Rectangle
May 21-22	Sally Collins Borders, Bindings, and Edges Pieced Baskets
June 18-19	Lily Marie Amaru Trunk Show WaveRuler System
July 16-17	Nancy Pinkston Square in a Square Quilting System
August 20-21	Cindy Needham Thread Facts & Fiction Whole Cloth Linen
September 17	Founder's Day Luncheon
October 15-16	Diana Roberts Sew, How Did I Get Here From There? Small Landscapes
Nov. 19-20	Diane Steele Collecting Antique Quilts One Block Wonder; A Kaleidoscope of Fun
December	Happy Holidays!

Remember to enclose your payment when signing up for a workshop. This includes all workshops even those that are scheduled later in the year. All checks will be cashed when received.

technique sharing workshops

On January 15th our Technique Sharing Workshop will be a Quiltathon Orientation and Preparation, where we will go over what happens at the Quiltathons and how to correctly layer and stitch the quilts.

On January 29th a Fifth Thursday Retreat will be held at Luther Burbank Art and Garden Center, 2050 Yulupa Avenue. Free motion quilting demonstrations will be held that day.

 Tera Antaree

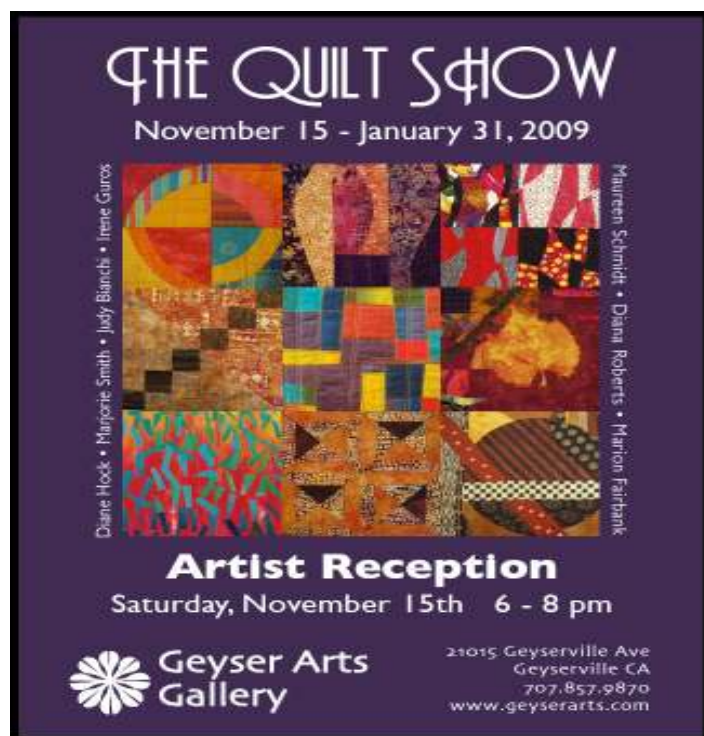
community quilts

It is the end of the year and our members have truly amazed me, because we delivered 1,573 quilts this year. There is a complete list available on our website and I hope all of you take a look so you will know where the quilts were donated. Last year we delivered 1,106 quilts and I didn't know it was possible to make more, but I was hoping that we would at least hit 1,000.

This is truly such an amazing group and it is so wonderful to hear that we are getting more new members because they have heard about our program and feel that this is what a quilt guild is all about—making quilts and helping others. I am so proud of all of you and of our guild. Together we make all of this possible. We have 3 quilt-a-thons per year and we are now having quilting lessons on our 5th Thursday retreats and starting next year we will be having classes on how to put the kits together to make tops and also classes on getting the layers ready to quilt. We have a very busy schedule and I hope many of you can join us. You will learn a lot and have fun visiting with other members of the guild. I will be the Community Quilts Chairperson next year and I have several team leaders who will help to make this the best year ever. Have a great Holiday and I will see you next year.




Lavella Cassinelli



THE QUILT SHOW
November 15 - January 31, 2009

Maureen Schmidt • Dawn Roberts • Marion Fairbank
Diane Hook • Marjorie Smith • Judy Bianchi • Irene Garros

Artist Reception
Saturday, November 15th 6 - 8 pm

 **Geyser Arts Gallery**
21015 Geyserville Ave
Geyserville CA
707.857.9870
www.geyserarts.com

2009 tri-guild luncheon

Moonlight Quilters of Sonoma County, sponsors of the 2009 Tri-Guild Luncheon invites you to join us on Saturday, March 28, 2009. The luncheon will be held at First Presbyterian Church, 1550 Pacific Ave, Santa Rosa starting at 11 am. Members of the Tri Guild Planning Group will attend your next meeting on Thursday, Jan 15th to personally extend the invitation, take your reservations and also provide you with quilt instructions for your quilt square. The quilt squares will then be raffled off at the luncheon to those who participated in making a square.




We are planning some fabulous raffle baskets, an informative speaker as well as a few surprises, so don't miss this popular event!

Maximum number of attendees from each guild is 50 so the sooner you RSVP the better. We can not accommodate more than 50 from each guild.

If you are unable to attend the next meeting and want to attend the luncheon, you can RSVP by emailing Susan Bishop at susb@pacbell.net or calling Ruth Hays 539-4301. Once you have provided your RSVP, additional quilt square patterns and provided supplies will be available from your guild.

community smart card

We need your help for 2009! Help ensure that we have funds for those great programs we all enjoy. Get a Community Smart Card and use it. If your card is expiring or you don't have a card get one from me at the next SRQG meeting or contact me by phone or email. The guild is asking for a small donation of \$3.75 to pay the cost of the card and the cards are good for two years. All you do is show or swipe your Community Smart Card before paying for your purchase and the merchant makes a donation in your name to the guild. This year we have raised \$800 dollars for our guild by using our Community Smart Cards when we shop. I can be contacted at dreamgarden2@comcast.net  Linda Sims

dues renewal time is NOW!

If you have not already renewed for 2009, please MAIL your \$30 check and information form:

Membership
Santa Rosa Quilt Guild
PO Box 9251
Santa Rosa, CA 95405

We ask that all members fill out a new information form when paying 2009 dues – it is our once a year double-check that we have all of your current information.

You may download a form from the SRQG Website:

<http://santarosaquiltguild.org/downloads/MembershipForm.pdf>

To date, 160 members have renewed. Before our January 15 meeting, we hope to have received checks from the rest of you.

Thank you!

Membership committee



JOIN THE XTREME QUILTERS AT MOSHIN

Opening night celebration:
Saturday, January 10 5-7pm

Show runs:
January 10 - February 20, 2009

Genie Becker...Patricia Fratis
Selma Guemini...Ann Linville
Judy Mathieson...Linda Morand
Cathy Ortelie...Diana Roberts
Maureen Schmidt...Pat Scoville
Tomi Speed...Gina Stafeler-Cathoun

Moshin Vineyards
10295 Westside Road
Healdsburg, CA 95449
www.MoshinVineyards.com

Xtreme Quilters
XtremeQ@sonic.net

library news

Santa and his Elves have been very busy this year. I not only have lots of new (and recycled) books to tell you about, but also a brand new storage cabinet to help store our ever-growing library (now over 2100 books!). Once again, I just cannot thank you all enough for helping to make our guild's library just the best in the entire world. It could not function without the dozens of people who assist, the donations made to the Silent Auction Table to help raise funds to buy books, along with the 50/50 tickets purchased. Once again, the library not only did not have to take funds from the guild budget, but the library actually put money in the guild's general account!


CRAZY SHORTCUT QUILTS – QUILT AS YOU GO AND FINISH IN HALF THE TIME! by Marguerita McManus and Sarah Raffuse – Combine layers of a quilt in small, manageable sections, which requires virtually no precise measuring and cutting. Been itching to try all of those special stitches on your sewing machine? This is the perfect project to experiment.

SKINNY QUILTS & TABLE RUNNERS – FROM TODAY'S TOP DESIGNERS edited by Eleanor Levie – 15 projects from such quilters as Kaffe Fassett, Yvonne Porcella, Jane Sassaman, Laura Wasilowski (the fusing Queen), Karen Eckmeier (known for her "houses on a hill" book), and one of my favorites, Carol Taylor. Many different techniques to choose from.

IT'S A WRAP – SEWING FABRIC PURSES, BASKETS, AND BOWLS by Susan Breier – Pat Marabella is credited with introducing us to this book after showing the wonderful baskets she has been creating. Wrap some clothesline with cotton fabrics then head for your sewing machine and zig zag away. This book shows tons of ideas.

SNUGGLE-AND-LEARN QUILTS FOR KIDS by Chris Lynn Kirsch – Teach numbers, colors, words, textures. Even instructions for a portable roll-up CHALKBOARD! Think Community Quilts!!

SCRAPS & SHIRTTAILS: REUSE, RE-PURPOSE, RECYCLE! – THE ART OF "QUILTING GREEN" by Bonnie K. Hunter – Jan Andrews donated this brand new book for our library, and I like it so much I am adding a * next to the title on our library list. The author has a great way of putting colors together.



SIMPLE TO SENSATIONAL BATIKS by Nancy Smith and Lynda Milligan – Start at the beginning with easy squares and straight seams, then move through the 13 projects learning applique, paper piecing, half-square triangle units, and curved seams. Something for everyone.

EASY APPLIQUE SAMPLERS – 20 DESIGNS TO MIX AND MATCH by Mimi Dietrich – Recommended by Melissa Trunick – The author is a master at hand appliqué, but these can also be done with fusibles and machine appliqué. Find adorable patterns for an angel, an apple, a birthday cake, a flag, and many more.

THE QUILTING ARTS BOOK – TECHNIQUES AND INSPIRATION FOR CREATING ONE-OF-A-KIND QUILTS by Patricia Bolton – You will recognize the author as the editor of "Quilting Arts Magazine" and the host of "Quilting Arts TV." Some of the techniques have been included in the magazine, others are brand new to us. Linda Schmidt, our guild speaker in August, writes about adding puff paints to quilts (and more).

EMBELLISHED MINI QUILTS – CREATIVE LITTLE WORKS OF ART by Jamie Fingal – between this and the previously mentioned book, you will never run out of ideas to decorate and enhance your quilts. Nothing will be safe – your old jewelry, ribbons, seashells, hardware items – they could all end up on quilts.

QUILTS IN MY CUBICLE by Barbara Holtzman – The author wanted to decorate her office with a different small quilt each month. They are small enough to make use of fat quarters.

LET'S MAKE WAVES by Lily Marie Amaru (the "significant other" of Genie Becker's brother) – Lily visited our guild recently and will be a speaker next Spring. Get a headstart by taking a look at the book she donated that uses the "wave" ruler she designed.

UNCOVERINGS 2008, Volume 29 of the Research Papers of the American Quilt Study Group – free every year with our dues to the group – In-depth historical studies.

DESIGN EXPLORATIONS FOR THE CREATIVE QUILTER – Easy-to-follow lessons for dynamic art quilts by Katie Pasquini Masopust.

SILK UNRAVELED – experiments in tearing, fusing, layering & stitching by Lorna Moffat.

QUILTING UFOs WITH HELEN'S HINTS by Helen Squire – For every project that needs to be quilted, answer her four questions. TONS of tips.

YOU'RE INVITED! QUILTS AND HOMES TO INSPIRE by Barb Adams and Alma Allen.

SWEET INSPIRATIONS by Pam Manning - use one of the folk art designs in a project, or combine them all into a quilt.

AS THE CROW FLIES by Edie McGinnis – primitive crows, sunflowers, pineapples, and more – use singly or put all into a quilt.

FAST, FUN 7 EASY FABRIC DYEING – CREATE COLORFUL FABRIC FOR QUILTS, CRAFTS & WEARABLES by Lynn Koolish – One of the best dyeing books I have encountered – even I may be able to be successful with these instructions.

AMERICAN JANE'S QUILTS FOR ALL SEASONS . . . AND SOME FOR NO REASON BY Sandy Klop – Scotty dogs, hearts, dancing girls, scraps, bright colors – something for everyone.

LOOSE CHANGE – QUILTS FROM NICKELS, DIMES, AND FAT QUARTERS by Claudia Plett and Le Ann Weaver – when they talk about “nickels” they mean five-inch squares, “dimes” are the 10-inch squares – table runners, crib, lap, and bed quilts – traditional and foundation piecing, appliqué, embroidery.

DIGITAL ESSENTIALS – THE QUILT MAKER'S MUST-HAVE GUIDE TO IMAGES, FILES, AND MORE! by Gloria Hansen (the woman who put our website together!) – I sneaked this book to Linda Hooper, who manages our website for us, and who has, in my estimation, a Ph.D. in computer “stuff.” The following is Linda's review for us: “This book is not about quilting, it is about digital pictures and how to manipulate your images on the computer to make them look better. This might interest quilters because we take pictures of our quilts to send over the Internet or print from our home PC's. In order to understand this book, you need to be somewhat computer savvy and have a little knowledge about editing photos. Although this book has a lot of good information, I think it might be too involved for someone just looking for some simple advice on how to lighten or crop a photo or prepare it for sending over the web. However, if you are already using a program like Photoshop, Photoshop Elements, or Paint Shop Pro and would like some more detailed information on how these programs operate in regard to photo editing, then this book is for you.” And I agree 100% with Linda – this book is totally beyond me, but I am glad we have it in our library for those with more computer experience.

PRECIOUS SUNBONNET QUILTS by Betty Alderman – Esther Alton suggested this charming book for our library. Sunbonnet Sues have been introduced to the 21st century. This is a good book for Redwork stitchers, as well as appliquers of all types.

Continued on next page →



Thanks to Jim Wylie at Parkside Sewing

~ FOR SALE ~

Viking Husqvarna Sapphire 870 Quilt Sewing Machine

Sensor System, Sewing Advisor, large extended sewing surface (10"), 137 stitches, 4 alphabets, built-in needle threader, thread cutter, 9 presser feet included with a buttonhole one-step sensor foot and table insert. Also includes several extra feet (walking foot, open toe free motion spring foot, open toe guide foot, clear B edge/joining foot, clear ¼-inch right guide foot. and clear stitch-in -ditch foot).

Used only a few hours!


Asking \$1,688

Call Sharon at 799-5100.



award winner!!

Congratulations to Cathy Zeleny on winning **first place** in the Museum of the American Quilter's Society's contest, *New Quilts from an Old Favorite*. The 2009 theme was "Burgoyne Surrounded." Watch the library for a copy of the book that will be published.



Library News continued

Polly Breckinridge has donated the newest issue of QUILT SAMPLER, Fall/Winter 2008, by Better Homes and Gardens. Each of these specialty magazines features approximately ten quilting stores from across our nation, and a project from each of those shops. If you are traveling, check out our library's binder containing the previous magazines to see if there is a store you should be adding to your itinerary.

We are most fortunate to have recently been the beneficiaries of a large stack of books from a friend who was cleaning out. The following have made their way into our collection, and the duplicates went to our Silent Auction Table to help raise funds to purchase more books of your choosing. And here I am going to keep to the minimum of information (and thereby making for time for me to work on our next guild opportunity quilt!).

ALPHABET ANIMALS – PATTERNS FOR APPLIQUE – by Paula Latos Valier.

SPIRIT OF THE NORTHWOODS – CELEBRATE THE GREAT OUTDOORS WITH UNIQUE NORTHWOODS AND WILDLIFE APPLIQUE BLOCKS FOR 12 SPECTACULAR WALLHANGINGS OR A MAGNIFICENT QUILT by Debbie Field.

DRUNKARD'S PATH – AN EASY NO-PINS TECHNIQUE by Anita Murphy.

QUILT A KOALA – AUSTRALIAN ANIMALS AND BIRDS IN PATCHWORK by Margaret Rolfe.

CELTIC GEOMETRIC QUILTS by Camille Remme.

MARY LOU AND BIG DOTS TOO by Mary Lou Weidman.

QUILTS FROM THE INDIANA AMISH – A REGIONAL COLLECTION by David Pottinger.

STAINED GLASS QUILTING TECHNIQUES by Roberta Horton.

THE COMPLETE BOOK OF SEMINOLE PATCHWORK – FROM TRADITIONAL METHODS TO CONTEMPORARY USES by Beverly Rush with Lassie Wittman.

THE HAWAIIAN QUILT.

AMISH QUILT PATTERNS by Rachel T. Pellman.

FAVORITE QUILTS – FAST & FUN by Nancy Smith and Lynda Milligan.

GROWING UP WITH QUILTS – 15 Projects for Babies to Teens by Mimi Dietrich and Sally Schneider

WHEEL OF MYSTERY by Sharlene Jorgenson.

EVEN MORE QUILTS FOR BABIES – EASY AS ABC by Ursula Reikes.

DOUBLE WEDDING RING by Sharlene Jorgenson.

BACKART - ON THE FLIP SIDE by Danita Rafalovich and Kathryn Alison Pellman – This book was published back in 1991, and the authors spoke to our guild around that time. I cannot tell you WHY we did not have this book in our library, but I have put one of my STARS (*) next to the title on my master list. It is as fresh today as it was 18 years ago. HAPPY HOLIDAYS to each and every one of you! Enjoy our six-week vacation, and see you in the NEW YEAR!!!



Sharon 'The Librarian' Fry

2008 executive board

2008 ELECTED BOARD

President
Vice President
Treasurer
Recording Secretary
Program Chairs

Pam McVey
Linda Hooper
Jan Head
Linda Emis
Denise Raney
Mary Wood
Janice Rodgers
Genie Becker
Meri Kay Gurnee
Holly Palma

Program Chair Elect

Corresponding Secretary
Parliamentarian

Historian*
Hospitality*
Library*
Membership*

MQSC Liaison *
Opportunity Quilt Tickets*
Newsletter Editor*
Newsletter Circulation
Newsletter Proofreading
Nominating (Parliamentarian)
NCQC Liaison*

Sharon Fry
Barbara Cortelyou
Sharon Fry
Sandy Chan Brown
Anne Dondero
Pam Brown
Phyllis Gallaway
Glenda Ross
Jan Andrews
Pat Marabella
Diana Roberts
Holly Palma
Janice Rodgers
Genie Becker
Kat Stephens
Vacant
Jenine Giblin
Tera Antaree
Janet Shore
Linda Hooper
Mary Wood
Sharon Mills

2008 COMMITTEES

Bag Lady
Basting
Block of the Month

Juanita Campbell
Tomi Godwin
Kathy Hannan
Justine Lott
Pam Beebe
Lavella Cassinelli
Lee Trevelyan
Melissa Trunick
Jan Head
Linda Hooper

Boutique*
Community Projects*
Fair Liaison
Field Trips
Finance (Treasurer)
Friendship Blocks *

Photographer *
Publicity*
Sunshine
TSW (Tech. Sharing)

Website*
Workshops
Past President*

* Standing Committee

Remember!

- NAME TAG • SHOW AND TELL • COFFEE MUG •
- LIBRARY BOOKS • LUNCH • NO PETS • NO FRAGRANCES •
- REUSABLE PLATE & FORK • CELL PHONE ON SILENT •

srqg 2009 calendar

JANUARY

1 Happy New Year! No Meeting

15 Program Meeting

Judy Mathieson ~ "Moving to Sebastopol"
Installation of Officers
Vote on budget
UFO Challenge starts
TSW: Quiltathon Orientation and Preparation

16 Workshop

Judy Mathieson ~
"Mariner's Compass: Split to the Center"
Luther Burbank Art & Garden Center
2050 Yulupa, Santa Rosa

29 Fifth Thursday Quilt Retreat

Join us for a great workshop for Community Quilts and our Boutique. 9:00 am to 3:30 pm.
Luther Burbank Art & Garden Center

FEBRUARY

5 QUILTATHON!

13-16 Cloverdale Citrus Fair

19 Program Meeting

Judy Mullen ~ "Quilts Then and Now"
TSW: TBA

20 Workshop

Judy Mullen ~ "More Than A Vest"
Luther Burbank Art & Garden Center
2050 Yulupa, Santa Rosa





Quilt Shows and Places To Go

January 24-25, 2009

"Heart of the Valley Quilt & Textile Arts Show"

Country Crossroads Quilters

Modesto Centre Plaza, Modesto, CA

<http://www.countrycrossroadsquilters.com/09QuiltShow.html>

February 6, 7 & 8, 2009

"Whispers of the Past"

Folsom Quilt and Fiber Guild

Folsom Community Center, Folsom, CA

<http://www.folsomquilt.org/>

February 21-22, 2009

"The Universe of Quilts-Yours to Discover"

Pajaro Valley Quilt Association

Santa Cruz County Fairgrounds,

Santa Cruz, CA

http://www.pvqa.org/site/index.php/site/quiltshow_2009/

March 7-8, 2009

"Symphony of Color"

San Francisco Quilters Guild

Concourse Exhibition Center, San Francisco

***Judy Mathieson is a featured quilter!*

<http://www.sfquiltersguild.org/>

March 21-22, 2009

Guild of Quilters of Contra Costa County

Centre Concord, Concord, CA

<http://www.contracostaquiltguild.org/>

Travel Opportunities

Road to California

January 15-18, 2009

Ontario Convention Center

Ontario, CA

<http://www.road2ca.com/>

Out of Hand and Heart A Quilt Retreat

April 26-30, 2009

Cambria Pines Lodge, Cambria, CA

<http://www.sandyturner.com/retreats.html>

French Art & Textile Tour

The Riviera and Provence

May 8—21, 2009

For more information:

<http://www.jeannemillstours.com/>

Alegre Retreat: An Art Quilter's Retreat

May 31 - June 5, 2009

Katie Pasquini-Masopust & Fran Skiles

Gateway Canyons Resort

SANTA ROSA QUILT GUILD

MEMBERSHIP APPLICATION

Santa Rosa Quilt Guild is a non-profit organization whose purpose is to preserve and continue the tradition, culture, and history of the art of quilt making, to contribute to the growth of knowledge of quilting techniques, and to sponsor and support quilting activities within the community. Membership is open to any individual with an active interest in quilting and a willingness to comply with the guild's policies and procedures.



Please print when filling out the following form for membership in the guild or to make any changes to your roster information. Your name, address, etc. will be added to the membership roster when next published. This information is to be used only for guild business and news. Members are expected to respect the privacy of other members.

Today's date _____

Check # _____

Is this a Renewal or New Membership or Change of information?

NEW MEMBERS: Welcome to our guild!

How did you hear about us? Website Quilt Shop Word-of-mouth

NAME _____

ADDRESS _____

CITY _____ STATE _____ ZIP _____

PHONE (____) _____

EMAIL ADDRESS _____

PLEASE PRINT CLEARLY.

How do you prefer to receive our monthly newsletter? Read online or Receive paper copy

Would you like to receive guild news via email ? Yes or No

Membership dues are due by January 1. Please send check for \$30 made payable to **SRQG.**

To: Membership
Santa Rosa Quilt Guild
PO Box 9251
Santa Rosa, CA 95405

The first year's dues are pro-rated:
\$15 for joining during the 3rd quarter; \$7.50 for joining during the 4th quarter.