




Stitch 'n Times

February 2008 • Vol. 33 • No. 2

president's message

We have certainly had some prime "quilting" weather lately. It was great to stay inside, keep warm and work on my UFO's. However many managed to brave the rain soaked streets to attend the local Customer Appreciation Weekend at five of the local quilt shops. Just can't keep quilters away from fabric sales. The rain didn't dampen the enthusiasm of our guild members for the Fifth Thursday Retreat. At one point, there were 33 people at the Luther Burbank Art and Garden Center. Some arrived early and stayed until the end, around 2:30, some arrived later. Many came to learn how to machine quilt with Betty Upchurch and stayed to quilt baby quilts for Lavella. There was a bevy of activity all day and it was truly wonderful working together to make blocks for the Gold Star Families and finishing thread catchers for our boutique. This is the "new" quilting bee. Thanks to all who made it a success. I, for one, am looking forward to the rest of the Fifth Thursday Retreats this year.

Pam McVey



programs and workshops

PROGRAM FOR FEBRUARY

LECTURE ~ "TIPS, TRICKS AND OTHER STUFF"



On Feb 21, we are fortunate to have Mickey DePre coming from the Chicago area. She is a nationally recognized quilt artist, author of *Garden Whimsy Quilts*, has contributed to many quilting magazines, and has had her work included in many quilt books, e.g., *Shoreline Quilts*, *Great American Quilts*, and *All American Quilts*. Mickey's work mixes traditional quilting techniques with bold, innovative machine appliqué and threadwork. Her images are meant to spark thought and a smile. Mickey will be entertaining us with her program, "*Tips, Tricks, and Other Stuff*" which features a trunk show and movie demos of various techniques, including her version of machine appliqué, binding, and machine quilting. Check out her website: www.mdquilts.com and enjoy the whimsical nature of her work.



Denise Raney and Janet Shore

WORKSHOP ~ "PAINTSTIKS"

The Feb. 22 workshop is "*Paintstiks—Make Any Fabric Your Own*" during which Mickey will teach fabric embellishment with Shiva oil paintstiks and rubbing techniques. Students will create their own unique fat quarters of fabric. The kit fee of \$27.50 includes seven fat quarters of various fabrics, including hand dyes and specialty fabric, and access to more than one hundred rubbing templates and seventy five to one hundred paintstiks for class use. This is a wonderful opportunity at the bargain price of \$35.00 plus the kit fee of \$27.50.



Mary Wood

Don't forget to visit our website for the latest news!

community quilts

Our first quilt-a-thon has come and gone and what a wonderful day. Thanks to Barbara Cortelyou for the wonderful lunch, Sharon Fry for the story telling while we had lunch and to all of the members who worked on the quilts. I also want to thank the Kenwood Yacht Club and its members for their generous donation to PG&E for their donation, the Community Foundation and Warm and Natural. These donations make it possible for us to produce the numerous quilts we make and give to the community. Safeway donated a gift card to help with the purchase of food for our lunch plus many members brought food to share so we had a wonderful lunch. Of course I am already planning for the May Quilt-a-Thon and will plan on having another great day. Many thanks to all of you working so hard to make this possible.



Lavella Cassinelli

friendship blocks

We have been seeing some terrific friendship blocks coming in already this year. Kudos to all who have been participating. If you are interested in making a block, we have four available; "Bunnies" for Valeska Lattin, "Fall Garden" for Joyce Wood, "Sonoma County" for Denise Raney, and "California Rice Bowl" or "Cup of Holiday Cheer" for Marilyn Altenbach. See the Friendship Block page on our website for details and have a look at the blocks others have made for inspiration.

Many of you are eligible to hand out a request for blocks, as you only need 3 credits. If you need some help getting started, let me know and I'll be happy to assist you with the guidelines. If you have signed up to do blocks and they are overdue, please try to turn them in as soon as possible.



Linda Hooper

Meeting Minutes

The minutes of our meetings can be found at the Library table or on our website. Please review them and report any corrections to Pam McVey or Linda Emis..

the pointless sisters

The Pointless Sisters Art Quilt Group Spring Show will be at the Rincon Valley Regional Library from March 4th until May 6th. Our 2008 Challenge Quilt banners will be shown as a group quilt. The quilt banners incorporate a wide variety of designs and techniques, including hand painted and hand dyed fabrics. A brochure about the show and the quilters participating in the show will be available at the library information desk. The library is located at 6959 Montecito Blvd, Santa Rosa. For library hours call (707) 537-0162.

The Pointless Sisters art quilt group meets the fourth Tuesday of each month from 10 a.m. to 12 p.m. at the Luther Burbank Garden Center, 2050 Yulupa Avenue in Santa Rosa. The group shares their work, discusses new trends and art quilt techniques, provides education programs and sponsors challenges. All guild members interested in art quilting are invited to join us at our February 26th meeting. The annual membership fee is \$30.



Linda Sims

QUILTED COTTAGE



567 First Street East
Sonoma, CA 95476
(707) 938-3650

Diana Nissim

Tri-Guild Luncheon

Petaluma guild members are looking forward to this year's Tri Guild Luncheon on Saturday, March 15th. Please do make sure to RSVP directly (before March 12th) with Sara Zander if you will be attending. This is especially important for anyone that did take a quilt block kit. Most likely, if you took a kit you plan to attend; but, we don't want to make that assumption.

Space is limited (176 seats for all 3 guilds).

[Sara Zander, 707.658.1118, ladystitch@aol.com](mailto:Sara.Zander.707.658.1118)


• DON'T FORGET! • NAME TAG • COFFEE MUG • LUNCH • LIBRARY BOOKS • SHOW AND TELL •

ncqc report

Janice Rodgers and Genie Becker, your co-chairpersons for the 2009 programs, attended the Northern California Quilt Council (N.C.Q.C.). The program entitled, "Meet the Teachers", was held in Pleasant Hill on Jan. 16th. Northern California Quilt Council has a web site: www.ncqc.net. I urge you to go to the web site to learn more about the Council. There are 4 meetings a year. The next meeting will be in April and will show case "Meet the Shops". The next "Meet the Teachers" meeting is scheduled for July. They meet on the third Wednesday of the month. There will be an October meeting, which will feature long arm quilters.

We were enthralled by all the exciting and excellent work that the teachers presented. The teachers each gave a short presentation while their works were shown. We kept busy taking notes, gathering business cards, informational brochures, class information, meeting quilters, networking and seeing old friends. There was a side room next to the auditorium, which was filled with tables showcasing the individual teacher's quilts, wearable art, hand dyed/painted fabrics, patterns and more information.

We want to thank the guild members for the wonderful response to the survey. We are using the information gleaned from your survey responses to carefully plan an exciting 2009 program year. We want to have a "well balanced" 2009 program year that will have something for everyone and that will have the classes filled!

 Genie Becker & Janice Rodgers



the Material Girl
FABRICS AND QUILTING SUPPLIES
(707)836-0114
Nicole Cowlin, Proprietor
6119 Old Redwood Hwy. B1
Santa Rosa, Ca. 95403
www.materialgirlfabric.com
Classes & Vintage Gifts Mon-Sat 10 - 6, Sundays 12 - 5

block of the month

For February we will be sewing a PINK AND BROWN SCRAP STAR - A Framed Friendship Star.

Join us in sewing a 12-1/2 inch block for the Drawing, the Community Quilts, and for yourself! Complete directions for the block can be found on the website.





On FIRST THURSDAYs for B.O.M. sewers

- Turn in previous month's DRAWING and COMMUNITY blocks.
- See this month's new block and colors presented.

On THIRD THURSDAYs - Nickel Swap for everyone

- Turn in 5 inch PRE-WASHED fabric squares in focus or any colors in boxes at BOM table.
- At end of meeting select the same number of Nickels you brought on the stage table.

 Kathy Hannan & Justine Lott



2008 Block-of-the-Month Color Combinations

Row 1: Jan., Feb., March, April
 Row 2: May, June, July, August
 Row 3: Sept., Oct., Nov., Dec.

Board Meeting

Thursday February 28th at 10:00 am
 Family Room, Scottish Rite Temple

Don't forget to visit our website for the latest news!

2008 guild challenge

The Guild Quilt Challenge is out - let's see it in flying colors! Let's honor and celebrate your freedom of choice in 2008, this historic year of elections! Hats off -- so many choices!!!

REQUIREMENTS:

Include the words "VOTE" and "2008" somewhere in your quilt.

TECHNIQUE:

Anything that's quilted...

SIZE:

Any size - but if smaller than 9x12 make it a series.

DATES:

Announced March 6, 2008 and

Due at our September 18, 2008 Founder's Luncheon

CONTACT COMMITTEE:

Joanie Bellinghausen, Kathy Hannan
and Carolle LeMonnier

technique sharing workshops

Wow! We've already had three wonderful Technique Sharing Workshops this year! Thanks to all our member-teachers for helping all of us interested quilters to learn new things: Phyllis Gallaway, Lavella Cassinelli, Mary Wood and Betty Upchurch!

Next up, on February 21st, Pam Beebe will help us learn HOW TO KNIT BABY CAPS, like the ones we donate to the hospitals for newborns. Bring a skein of baby yarn (not wool) and 4 double-pointed needles in size 5 (or size 6 if you knit very tightly).

On March 6, bring your sewing machines and prepared fabric for Melissa Trunick's MYSTERY QUILT. I can't wait for this one! You'll be able to pick up the supply list and cutting instructions on Feb. 21, or get it from our new TSW page on the SRQG website after that date. On March 20th, in response to member requests, Jan Head will give a presentation on how to PREPARE YOUR QUILT FOR LONGARM QUILTING.

On April 3rd we have the SEWING ROOM SALE and in May another busy QUILTATHON, so no TSWs those days, but then we'll be back with more for the summer months. Technique Sharing Workshops (TSWs) are offered free following many guild meetings. You can learn more, sign up, and pick up supply lists at the TSW poster in the back of the room.

 Tera Antaree

moonlight quilters events

Feb. 20~Program

Mickey Depre "Me, Myself and I"

Feb. 23~Workshop

Mickey Depre "SunDazey"



For more information of Moonlight Quilters of Sonoma County, visit their website www.mqsc.org or contact Phyllis Gallaway

mqsc quilt show

Circle these dates on your calendar so you don't miss Moonlight Quilters of Sonoma County Wine Country Quilt Show: **June 7-8**. Entry forms are online at www.MQSC.org - and even though they are not due until April 16, it's not too early to think about your entries. Entry forms must be submitted with a photo - need not be of the completed quilt, just enough that we can tell color, theme, shape, etc. Phyllis will have a digital camera with her at all Guild meetings: bring your quilt/top and have it's portrait taken.

Everyone is encouraged to enter quilts, wall hangings, wearable art or other quilted items for our general viewing pleasure. We will have a special Laurel Burch exhibit, in remembrance. So, track down your items made with her fabric, or made from her patterns or books, or any other Laurel Burch styled objects that may be used to enhance the exhibit.

Our featured quilters this year are the Quilt Mavens, authors of *Quilt Mavens, Perfect Paper Piecing*. Check out their gallery at www.quiltmavens.com for a preview of coming attractions.

Volunteer forms will be available online at www.MQSC.org and will also be brought to the Guild meetings starting in March. We will be needing volunteers for a variety of positions from Thursday evening, June 5 through Sunday, June 8. Anyone who signs up to volunteer for at least 2 hours will get free entry into the show **both days**. This show cannot happen without the assistance of the many SRQG members who volunteer, in appreciation of which SRQG has been invited to bring their Opportunity Quilt to the Show and participate in the Quilt Show Boutique, which is the best run and best stocked of any show that I have seen.

Whether you enter your quilt, volunteer, and/or just come and enjoy the Show, don't forget to circle these dates on your calendar: June 7-8.

Phyllis Gallaway, Donna Hinshaw,
Geri Cross, Joanie Bellinghausen

library news

I have so many terrific books to tell you about, I will just jump right in ~~~

Phyllis Gallaway helped me obtain books from our recent speaker Nancy Brenan Daniel to add to the two already in our library ROTARY HEIRLOOM QUILTS and SLICE'EM & DICE'EM QUILTS). They are all autographed. Our new acquisitions by Nancy are: 101 APPLIQUE BLOCKS, DISAPPEARING NINE-PATCH QUILTS, and LOG CABIN FLOWER QUILTS. If you missed Nancy's talk remember you can go to our website www.santaroasaquiltguild.org and click on the Show and Tell chapter to see photos of some of Nancy's beautiful pieces.

Pam Brown asked if I would obtain WONDERFULLY WHIMSICAL QUILTS – 10 PLAYFUL PROJECTS TO MAKE YOU SMILE by Carol Burniston. I can't guess which quilt caught her eye – the "happy cats" on the cover, the "tall flamingos and palm trees," the "party fish," the funky, fluffy "sheep in dreamland," "liberty's" unique flag and star pattern, or maybe the "hot tamale sunflowers," or one of the many others. Fast, fusible appliqué is the key to finishing these quickly (or apply the old-fashioned method of appliqué – you choose).

SCULPTED THREADS – ARTFUL BROOCHES, EARRINGS, AND MORE by Janet Shipley Hawks features projects made out of thread and water-soluble stabilizer – no fabric! I can see some very interesting gift possibilities, as well as items for our Boutique sales!

CUTTING-GARDEN QUILTS – FABULOUS FUSIBLE FLOWERS by Melinda Bula uses a "paint-by-number" process to create beautiful roses, pansies, clematis, coneflowers, and apples. Once the method is understood for choosing fabric colors, dig into your collection of favorite flowers and fruit photographs and design your own masterpieces. The method uses fast fusibles. Studying the numerous pictures of the author's projects will give us ideas for "painting with thread" to add extra details and dimension to our quilts.

ACCIDENTAL LANDSCAPING – SURPRISINGLY SIMPLE QUILTED SCENES by Karen Eckmeier (autographed)~~ Last May while my sister was visiting I presented at a guild meeting a little wall quilt that I had made for her new home from Karen's first book HAPPY VILLAGES. I was really excited when I learned that Karen had put out a second book. These little picture quilts are fast and easy. No need to go to the fabric shop – dig into your collection for those little pieces of fabrics. And with the leftovers from the landscape projects, make smaller landscapes and/or bookmarks or postcards! I could go on and on about this book – but check it out and see for yourself – then go have FUN!

DESIGNING PATCHWORK ON YOUR COMPUTER – 100 PATTERNS AND TEMPLATES ON CD by Carol Phillipson. I have to admit that I had trouble following the simple-looking directions. I am sure I am missing just one really basic step. So, when one of you com-

puter whizzes figures this book out, please come visit me and give me a lesson, which I will promise to pass on to another quilter! I will be curious who can figure this out first, so please e-mail me and give me your thoughts on this book.



ABCs OF LONGARM QUILTING by Patricia C. Barry – I had our brand new guild Treasurer, Jan Head, take a sneak-peak at this book as she has a longarm quilting business (and does BEAUTIFUL work!!!). Jan wrote me a few notes about the book, and I concur with her thoughts: 1. Great tips if considering starting a business or building a business; 2. Good for those who just want to understand what longarm quilters do, and what they might ask you when you commission them to quilt a piece for you. The author includes a few projects to practice quilting (longarm or your home machine), including a tote bag and a super looking quilt carrier bag – both nice for yourself, or to make for our Boutique sales!

UNCOVERINGS 2007 – VOLUME 28 OF THE RESEARCH PROJECTS OF THE AMERICAN QUILT STUDY GROUP, free each year with our dues to that organization

HAPPY HOUR – RELAX AND ENJOY by Terry Atkinson – At our December meeting our new Treasurer Jan Head wowed us with a great looking quilt that she made in a super short amount of time, so of course, we just have to have a copy of the book in our library. Also patterns for table runners, pillows, and a cute tote bag!

THREAD CALLIGRAPHY – USING ZIGZAG STITCH AND A REGULAR SEWING MACHINE – NO NEED TO ADJUST THE WIDTH OF THE ZIGZAG TO MAKE THE THICK & THIN LOOK OF CALLIGRAPHY (my review was easy – just read the title!) by Nancy Kazlauckas – Marilyn Altenbach saw this in the December issue of Quilting Arts magazine and thought we should give it a try.

STRIP CLUBBING – FAST AND EASY QUILTS WITH 2-1/2 INCH STRIPS by Daniela Stout, Georgette Dell'Orco, Susan Ziegler, and SHARYN CRAIG (a recent speaker!) – now we know what to do with those "jelly rolls" that are being sold in shops and in catalogs.

WATERCOLOR LANDSCAPE QUILTS – QUICK, NO-FUSS "FOLD & SEW" TECHNIQUE by Cathy Geier (a replacement for a lost copy)

PATCHWORK PICNIC – QUILTS AND RECIPES FOR YEAR-ROUND ENTERTAINING by Suzette Halferty and Nancy J. Martin (a replacement for a lost copy)

QUILTING FOR SHOW – A PRACTICAL GUIDE TO SUCCESSFUL COMPETITION QUILTING by Karen McTavish – What are the secrets to winning blue ribbons on quilts? Karen has interviewed the best of the best (such as Caryl Bryer Fallert, Diane Gaudynski, Ricky Tims, Hollis Chate-lain, Pepper Cory, Helen Squire, and more), plus show judges, and an AQS certified appraiser, and assembled the

Continued on next page

Don't forget to visit our website for the latest news!

Library News continued

information in this book that everyone will benefit from studying. Karen also goes into great detail about making sure a quilt is "square." This review is just the tip of the iceberg – dig in, learn, and enjoy!

Very generous guild members took advantage of rainy days to clean out their bookcases and have donated some oldies (but GOODIES) to our library, and we thank them for their generosity! They are as follows:

THE BEST OF SCRAP QUILTS MADE EASY published by House of White Birches – besides the usual quilt projects, take a look at the gift bags made from "strings" of fabrics – once again, nice to have on hand, and also terrific for a donation to our Boutique sales!

THE CRAZY QUILT HANDBOOK – REVISED – 2ND EDITION by Judith Baker Montano – don't want to make an entire "Victorian Crazy Quilt" but want to play with some embroidery? Then check out the heart-shaped needle-case, heart pendant (can you tell I am thinking about Valentine's Day as I type?), a Chicken Bumble Pin Cushion (which I absolutely ADORE), purses, pillows, and wearables. Shall I mention our Boutique once again . . .

30 + PROJECTS USING FAT QUARTERS by Leisure Arts Publications for JoAnn Fabrics – a little of everything (Boutique!)

SHARP POINTIES AND OTHER PAPER PIECED QUILTS by Brenda Henning – Mariner's Compass, Starburst, New York Beauty patterns, and more

WAGIRE – RHAPSODY EN SOIE (wonder what my computer spell-check will do with this title) – a collection of beautiful silk quilts made by the late Ikuko Fujishiro – colorful, intense, unique, fabulous

COLLECTIONS FROM THE HEART by Debbie Mumm – mix and match her always charming patterns of cats, button jars, flowers, etc., for quilts, wall hangings, wearables.

QUILT BLOCK PARTY – SERIES #2 FROM QUILT IN A DAY by Eleanor Burns

As our library continues to grow with the generosity of so many, it takes more and more volunteers to help keep it organized. If you have an extra five minutes, five hours, or somewhere in between, at any or all meetings, come help us out. If you do not like the task assigned, speak up, and we'll find you something else. Another good way to meet more guild members. Just remember – I do not want to miss one single word during a meeting, so please help me out by chatting with me before or after the meeting – or try e-mailing me!

Please let me know if you find books that would be good additions to our shelves. Check out lots and lots of books – but do remember to return them to the very next meeting! And I can't say it enough – I sure appreciate those who wear nametags!!!!!!

 Sharon 'The Librarian' Fry

workshop guidelines

Santa Rosa Quilt Guild Workshop Guidelines 2008:

Here are some reminders for the workshop sign-ups:

- The sign-up sheets will be out for 3 workshops at a time.
- Sign up for as many as you want to take.
- Payment for the workshop will reserve your place.
- If a workshop fills up and you've not paid, your place will be given someone on the waiting list that has paid.
- Refunds will be given up to ONE month before the workshop.
- After than time, YOU are responsible to find someone to take your place and they will reimburse you directly for the cost of the class.
- If you pay for the workshop, but can't come, I'll give you the handouts prepared by the teacher for that workshop.

 Mary Wood



community smart card

In January Sonoma county merchants donated \$79 to the guild because you used your Community Smart cards when making a purchase. Use your card at any of the following merchants: Benjamin Tire and Brake Service, Crane & Son Plumbing, E.R. Sawyer Jewelers, Hurd Real Estate, McCoy's Cook Store and La Vera Pizza. To find other merchants supporting the Community Smart Card go to their website: www.communitysmartcard.com and at the top of the page click on the drop down menu for Merchants. Then click on enrolled merchants and enter Santa Rosa, CA.

Thanks for supporting this guild fund raiser.

 Linda Sims

2008 executive board

	2008 ELECTED BOARD		
President	Pam McVey	Opportunity Quilt Tickets*	Glenda Ross
Vice President	Linda Hooper	MQSC Liaison *	Phyllis Gallaway
Treasurer	Sandra Chan-Brown	Hospitality*	Barbara Cortelyou
Recording Secretary	Linda Emis	Library*	Sharon Fry
Program Chairs	Denise Raney	Membership*	Sandy Chan Brown
	Janet Shore		Anne Dondero
	Mary Wood		Pam Brown
Program Chair Elect	Janice Rodgers	Newsletter Editor*	Jan Andrews
	Genie Becker	Newsletter Circulation	Pat Marabella
	Meri Kay Gurnee	Newsletter Proofreading	Diana Roberts
Corresponding Secretary	Holly Palma	Nominating (Parliamentarian)	Holly Palma
Parliamentarian		NCQC Liaison*	Janice Rodgers
			Genie Becker
			Kat Stephens
Bag Lady	Juanita Campbell	Photographer *	Vacant
Basting	Tomi Godwin	Publicity*	Jenine Giblin
Block of the Month	Kathy Hannan	Sunshine	Tera Antaree
	Justine Lott	TSW (Tech. Sharing)	Janet Shore
Boutique*	Pam Beebe		Linda Hooper
Community Projects*	Lavella Cassinelli	Website*	Mary Wood
Fair Liaison	Lee Trevelyan	Workshops	Sharon Mills
Field Trips	Melissa Trunick	Past President	
Finance (Treasurer)	Jan Head		
Friendship Blocks *	Linda Hooper		

* Standing Committee

Santa Rosa Quilt Guild CHALLENGE 2008
Celebrate Your Freedom of Choice VOTE

srqg 2008 calendar

FEBRUARY

MARCH

7 QUILT-A-THON!

Was a smashing success!
 Thanks for participating and get your tops ready for our next Quilt-A-Thon in May!!

6 Business Meeting

Guild Challenge Introduction
 TSW: Melissa Trunick's Annual Mystery Quilt
 Block of the Month drawing, details on page 3

15-18 Cloverdale Citrus Fair

15 Tri Guild Luncheon

Petaluma—See information on page 2

21 Program Meeting

Mickey Depre ~ "Tips, Tricks and Other Stuff"
 TSW: Pam Beebe~Knitting Premie Baby Caps
 Nickel Swap--Five inch squares, details on page 3

20 Program Meeting

Mary Mashuta ~"Color:Too Much is Not Enough"
 Nickel Swap--Five inch squares, details on page 3

22 Workshop

Mickey Depre ~ "Paintstiks - Make Any Fabric Your Own"

21 Workshop

Mary Mashuta ~ "Wagon Wheel Quilt"



Quilt Shows and Places To Go

February 23-24:

Mardi Gras in the Foothills

Foothill Quilters Guild, Auburn, CA

www.foothillquilters.org

February 23-24:

Quilted Memories - Celebrating 30 years

Pajaro Valley Quilt Assoc., Santa Cruz, CA

www.pvqa.org

March 15-16:

Silver Threads - 25th Anniversary Show

Valley Quilt Guild, Yuba City, CA

www.valleyquiltguild.com

March 15-16:

Annual Quilt Show

Guild of Quilters of Contra Costa County,
Concord, CA

www.contracostaquiltguild.org

April 12-13:

Voices in Cloth 2008

East Bay Heritage Quilters, Oakland, CA

<http://www.ebhq.org/>

May 3 - 4:

Springtime Rhapsody

Pine Tree Quilt Guild of Nevada County
Grass Valley, CA

www.pinetreequiltguild.com