


**Santa Rosa Quilt Guild**

February, 2011 Block of the Month

Block Name: Double Irish Chain

Finished Size: 5" x 10"

Due Thursday, March 3, 2011



Cream, tone on tone

one strip, 1-1/2" x 3"

two 1-1/2" squares

one 3" x 3-1/2" rectangle

one 3-1/2" x 5-1/2" rectangle

Bright Green Fabric

four strips, 1-1/2" x 3"

one 1-1/2" square

Dark Green Fabric


seven strips, 1-1/2" x 3"

two 1-1/2" squares


UNIT ONE: Join 1-1/2" strips as shown in diagrams A and B; cut crosswise into 1-1/2" segments. Stitch 1-1/2" squares together as shown in diagram C. Stitch segments together to form Unit One as shown in diagram D.

UNIT TWO: Stitch one 1-1/2" x 3" dark green strip to each side of 3" x 3-1/2" cream fabric; cut in half crosswise to make two 1-1/2" x 5-1/2" segments. Joint these segments to long sides of 3-1/2" x 5-1/2" cream fabric as shown in Diagram E.


Join units together to form Double Irish Chain Block – 5-1/2" x 10-1/2" unfinished.




A




B



C



D



E