



president's message

Thank you all for a wonderful 2006. We had many terrific speakers, including two extra, and fabulous workshops. Many quilts were made at Lavella's three quilt-a-thons, lots of fun Sew-a-Rows were worked on, the Blocks of the Month were challenging, TSW's were fun, the Mystery quilt was exciting, and two bus trips were well attended. Next year will be just as great as this past year and I wish Pam McVey a wonderful year as President. The Santa Rosa Quilt Guild is a wonderful group of people and I have enjoyed being your President this past year. Thank you to all who participate in guild activities making this such a strong and active guild.

Sharon Mills

Happy New Year everyone, "happy" being the operative word here. I'm "happy" to be your President this year. I joined the guild in 2001 and it's the best thing I've done for myself since I married my husband. I love this guild, the people and all we do. I'm happiest when working together at the retreats, quiltathons, in workshops and after meetings working on boutique items or whatever. We have a great year lined up with the Tri Guild Luncheon, great programs and workshops scheduled, there'll be a lot of Technique Sharing Workshops and, of course, sharing our accomplishments at show and tell. I'm sending huge "Thank you" to all the volunteers who will make this a "happy" year for Santa Rosa Quilt Guild.

Pam McVey

programs and workshops

JANUARY PROGRAM

LECTURE & WORKSHOP:

You won't want to miss Dale Fleming on January 18th for "Inspiration into Art." Her trunk and slide show document her approach to designing a quilt. Dale is an award-winning quilter, who has appeared on Simply Quilts. Her book *Pieced Curves So Simple*, is in great demand. Her methods allow quilters to expand their skills as they explore new possibilities. In her workshop on Friday January 19, The Six-Minute Circle and So Much More, we will learn how to machine piece a circle into a background using the pinless piecing method featured in her book. This method is versatile enough that even a first timer will be suc-



Phyllis Gallaway and Vandy Noble

february program

Get ready for a treat on February 15th when Philomena Durcan presents "Celts and Their Art." Philomena is an award winning quilter and author of several books, including *Celtic Quilt Designs* (under the name of Philomena Wiechec), *Celtic Spirals*, *A Celtic Garden* and *Celtic Quilt Designs II*.



Stop in at her website www.celticquilts.com to see a gallery of her work, specializing in Celtic interlace, combined with applique.

The workshop on Friday, February 16th is "Celtic Anemone." The class project is a floral appliqué wallhanging of three anemone blossoms with a Celtic interlace frame. We will learn to make two sizes of bias tape - a very narrow one which is used to outline each



piece of appliqué fabric in the three anemone blossoms, and a wide one which is used in the interlace frame. We will learn how to use colors and shades to bring a 3-dimensional ap-

pearance to the blossoms. We will learn both the appliqué technique and the interlace technique, which may be applied to many projects. Although Philomena focuses on handwork, this method may be adapted to machine sewing for the bias tape. This is a wonderful opportunity to do some exquisite appliqué without worrying about turning the edges or sewing a satin stitch.



Phyllis Gallaway and Vandy Noble

coming in march

Our guest artist for March, Debby Kratovil, is the author of *Bold, Black and Beautiful*. and has been designing for *Quilt* magazine for many years. Her program, "Shortcuts from a Short Woman" is bursting with tips, tricks and shortcuts.



Her workshop on March 16th is "Cookie Cutter Quilts" - offering your choice of 11 designs! These 10" blocks are made from four simple pieces and the projects are "fat-quarter friendly." Check out her website at www.quilterbydesign.com for some ideas and many freebies.



sew a row program

We are gearing up for another great year for the Sew-A-Row Program. If you attended our Christmas Luncheon on December 7th, you got to see how these fun projects turned out. From the simplest to the most intricate design, there is something for everyone in the Sew-A-Rows.

I will be accepting starter rows up until the second meeting in January (I'll be absent, but will have someone to collect your rows.) Sew-A-Rows may be whatever size you desire, but no larger than 36" wide. Mini's at 12" or 14" are great, too. If you submit a starter row, you need not add to any others unless you want to, and you don't need to put in a starter row to play! The more the merrier!!

Each cycle will allow you two months to complete your addition to the project and you are not limited to adding your row to the bottom of the existing quiltlet. Rows may be added to the top, bottom or any place in the middle that suits your design vision.

If you have any questions about the program, please feel free to call or email me.



Jan Andrews

• **DON'T FORGET!** • **NAME TAG** • **COFFEE MUG** • **LUNCH** • **LIBRARY BOOKS** • **SHOW AND TELL** •

technique sharing workshops

You still have time to sign up for Melissa Trunick's "Mystery Quilt" workshop held on February 15th. The supply list will be available in January and Melissa needs to know how many people will be participating. So please sign up in January.

Want to use up all those bags of scraps in your sewing room? Join Jan Andrews on March first when she does the "Making a Scrappy Quilt" Technique Sharing Workshop. You can start signing up for this workshop at the January 4th meeting.

Just a reminder, Diana Roberts and Holly Palma are the Program Coordinators for the 2007 TSW's. Please contact them if you have any questions or requests for the 2007.

The Technique Sharing Workshop schedule is in the 2007 SRQG calendar and on the program poster. Just a reminder, these are free workshops held after most guild meetings and are approximately an hour in length. Sign up for TSW's in the white binder located at the back of the room before and after guild meetings.

 Linda Sims

hospitality notes

A word about beverage service at Santa Rosa Quilt Guild....

Several members requested that the board consider providing money so that coffee might be purchased and provided at all meetings.

The board voted unanimously to keep the status quo and provide the tea bags, hot water and accompaniments that we have provided in the past.

For any other beverages, we ask that you bring whatever you like and a mug if you'll be needing one.

Thank You!!!



QUILTED COTTAGE

JAN. 2nd -7th Inventory Sale
Jan 2nd Rotary Blades 50% off
start the new year with a sharp rotary cutter.
Visit our Website to see new classes.
567 First St EAST in Sonoma
(707) 938-3650
www.quilted-cottage.com

fund-raising

Thank you for using the Community Smart and Albertson's Cards at local merchants. To participate in these programs contact me at a guild meeting and I will help you sign up for a card. Thanks for supporting this guild fund raiser.

 Linda Sims

the pointless sisters

The Pointless Sisters is an art quilt group that meets the fourth Tuesday of each month from 10 a.m. to 12 p.m. at the Luther Burbank Art and Garden Center. The group shares their work, discusses new trends and art quilt techniques, and sponsors education programs and challenges. All guild members are welcome to attend the January 23rd meeting.



library news

Jan Mullen, an Australian, is the author we love to laugh with, especially when she substitutes z's for s's in spelling borderz, edgez, birdz, and beez. With her newest book **FREE & EASY CIRCLES** find out how she jokes about "Magic Ballz." The bright colorz she usez along with her quick and eazy techniquez guaranteez smilez!

I cannot say it any better than the back cover of Sandra Meech's **CREATIVE QUILTS – INSPIRATION, TEXTURE, STITCH**, so I will quote: "Use art, architecture and world textiles as a source for quilt design;" "new surface embellishment and mixed-media techniques plus working in three dimensions;" "practical exercises to help you reach the highest level of creativity, plus information on how to exhibit your work;" "illustrated throughout with glorious work from the world's finest quilt artists." Use her ideas to make your very own covered sketchbook to record your ideas in.

Ohhhh – I like this quoting business, and since I am writing this with visions of sugarplums in my head, I think I will "cheat" and use another quote. About her newest book, **CLEVER QUARTERS – MORE QUILTS FROM FAT QUARTERS**, Susan Teegarden Dissmore states: "In my first fat-quarter book . . . the goal was to create quilt tops that used fat quarters exclusively – no larger cuts allowed. In this book, you'll find that I have loosened those restrictions when creating borders." Sixteen projects, ranging from bed quilts, wall quilts, to table runners will help you use some of your "quilter's candy."

Jan Andrews has donated an autographed copy of Ami Simm's **FUN PHOTO-QUILTS & CRAFTS**. Ami shares her secrets for choosing appropriate photos, transferring them onto fabric, and incorporating them into traditional quilt blocks. Thanks, Jan, for sharing with us!



If you have tried Karla Alexander's quilts you will be ready for her **NEW CUTS FOR NEW QUILTS – MORE WAYS TO STACK THE DECK**. She repeats the basic directions for stacking, slicing, and shuffling fabrics, and gives us seventeen new projects to try.

Being a vegetable lover, I could not resist Bea Oglesby's **VEGGIES FROM THE GOOD EARTH – APPLIQUE ALBUM**. Patterns for old favorites (carrots, corn-on-the-cob, and tomatoes) are joined by the more exotic kohlrabi, okra, AND a 77-piece artichoke. Make just one block, or combine several for a table runner, or make a delicious stew to hang on the wall. Even though the author specializes in hand applique, I will bet we could cheat with fusibles! Gee – maybe this could be my next Friendship quilt that you all can help me create!!!

A New Year means that I am going to reorganize our library books. If you would like to assist in schlepping stacks of books from here to there, I can always use all the help I can get. By mid-January free tours of the library shelves will be offered.


My best wishes to all of you for a Happy, Healthy, Peaceful 2007 that is filled with lots of quilts, quilting, and quilting friends.

 Sharon 'the Librarian' Fry



block of the month

All Guild members are invited to join in our Block-of-the-Month this year starting in January! Our 2007 theme is "Stars over Santa Rosa". Each month directions for a different 12-1/2 inch pieced block with star motif will be available at the first Guild business meeting and the pattern will be posted on our website. Sewn blocks are due at the next months business meeting in the BOM Basket, with your name attached to the block. Please sign the BOM Log with the number of blocks you are returning. It is suggested you sew three blocks of the pattern -- one for the drawing -- one for the community quilt -- one for your own quilt of stars. You will find sewing three is almost as easy as one!




CRYSTAL STAR

The first month will be "Crystal Star", a variation on the traditional Ohio Star pattern similar to the diagram. For our exchange drawing, make the Crystal Star in fabrics of pale blue, light blue, and deep blue in icy, silver or metallic cotton fabrics of quilt store quality. For the community quilt and your own quilt choose similar colors perhaps in the suggested fabrics or star prints or batik fabrics or solids. For questions call Kathy Hannan 823-8692 or email ktquilts@gmail.com.

Sew the star pattern every month and by the end of the year you will have a galaxy of stars quilt!

 Kathy Hannan

<p>San Francisco Quilters' Guild presents the "SYMPHONY OF COLOR" 2007 Quilt Show & Sale</p> <p>February 24, Saturday, 10AM to 5PM February 25, Sunday, 10AM to 4PM</p>	
<p>Fea- tured Artists</p>	<p>Alex Anderson - Host of HGTV's <i>Simply Quilts</i> Letitia Chung - SFQG's Featured Quilter</p>
<ul style="list-style-type: none"> • QUILTS • WEARABLE ART • DEMONSTRATIONS • CHILDREN'S ACTIVITIES • SPECIAL EXHIBITS 	
<ul style="list-style-type: none"> • QUILTS FOR SALE • QUILT APPRAISER - DEBORAH ROBERTS • MERCHANT MALL • CHALLENGE QUILT: 	
<p>Concourse Exhibition Center 635 - 8th St. at Brannan St. San Francisco, CA</p>	
<p>ADMISSION: \$10 - (2 Day) Children 12 and under free WWW.SFQG.org /rquilter@rawbw.com</p>	
	<p>\$1 DISCOUNT PER ADMISSION WITH COPY OF THIS AD</p>
<p>AI</p>	

srqg 2007 calendar

january

- 4** **General Meeting**
 Installation of Officers
 Vote on budget
 TSW: Fusing Fabric
- 18** **Program:**
 Dale Fleming ~ *Inspiration Into Art*
 Sew-A-Row sign-ups
- 19** **Workshop**
 "Six Minute Circle and More"

february

- 1** **General Meeting**
 Quiltathon !
 Sew-A-Row sign-ups
 UFO Challenge
- 15** **Program:**
 Philomena Durcan ~ *The Celts & Their Art*
 TSW: Melissa's Annual Mystery Quilt
- 16** **Workshop:**
 "Celtic Anemone"
- 16-19** Cloverdale Citrus Fair

community quilts

We did a great job in 2006 and now it is time to start on 2007. This is a continuing project so as soon as one year ends another starts. I hope all of you had a wonderful holiday and are now ready to start on our community project. Packets will be on the tables for you to take home and finish and remember there will also be sandwiched quilts to take home to finish.

February 1st is our first quilt-a-thon of 2007. Please bring in any finished tops you may have so I can get them ready for the big day. Remember we are having a short meeting and Sutter Hospital is furnishing our lunch so we can have plenty of time to sew. Tables will be set up so you can set up your machines before the meeting. Also please plan to stay and help work on the quilts. This is when they all come together so that they can be delivered. I need many people to bring their sewing machines or sergers. A walking foot and quilting foot are great to have. I also need members to press the tops, pin the sandwiched quilts, trimmers, turners, hand stitchers for various duties. I will also need help setting up before our meeting and then clean up. Please bring your sewing equipment like scissors, thimble, needles, etc. I have some on hand but never enough. I want to thank all of you who work so tirelessly to make all of this possible. This is a great way for the new members to get acquainted and see the different steps we have in completing our quilts. We will have a great day visiting and doing something really wonderful for our community.



Lavella Cassinelli

Don't Forget!

**Our first Quilt-A-Thon
Of 2007**

February 1st

**Please bring your
Sewing machines
~or~
Sergers**

Hand Stitchers

**No volunteer refused!!
Bring your hand sewing
kit and join the fun**

1002 in 2007 or bust!

suggested ad donation rates

Business Card	2.25"	X	3.5"	\$10.00
1/4 page Vert.	3.5"	X	4.875"	\$25.00
1/4 page Horiz.	4.875"	X	3.5"	\$25.00
1/2 page Vert.	3.625"	X	9.875"	\$50.00
1/2 page Horiz.	7.375"	X	4.875"	\$50.00
Full page	7.375"	X	9.875"	\$100.00

**minutes of our meetings
are available
at the library table**

2007 executive board

2007 ELECTED BOARD

President	Pam McVey 833-1272	Finance (Treasurer)	Sandra Chan-Brown
Vice President	Linda Hooper	Friendship Blocks *	Linda Hooper
Treasurer	Sandra Chan-Brown	Opportunity Quilt Tickets*	Glenda Ross
Recording Secretary	Doris Maneke	MQSC Liaison *	Joanie Bellinghausen
Program Chairs	Phyllis Gallaway	Hospitality*	Barbara Cortelyou
	Vandy Noble	Library*	Sharon Fry
Program Chair Elect	Denise Raney / Janet Shore	Membership*	Patricia Kearns
	Mary Wood		Marilyn Vitale
Corresponding Secretary	Meri Kay Gurnee	Newsletter Editor*	Janice Juul
Parliamentarian	Janice Rodgers	Newsletter Circulation	Jan Andrews
		Nominating (Parliamentarian)	Pat Marabella

2007 COMMITTEES

Bag Lady	Juanita Campbell	Photographer *	Joanie Bellinghausen
Basting	Tomi Godwin	Publicity*	Marjorie Smith
Block of the Month	Kathy Hannan	Sunshine	Jeanine Giblin
	Justine Lott	TSW (Tech. Sharing)*	Diana Roberts
Boutique*	Pam Beebe	Website*	Angie Kiker
Community Projects*	Lavella Cassinelli	Workshops *	Vandy Noble
Fair Liaison	Lee Trevelyan	Past President*	Sharon Mills
Field Trips	Melissa Trunick		

* Standing Committee

~AFFILIATES~

DANIELE TODARO

Santa Rosa • 568-3419
www.todaro.com

FABRICATIONS

118 Matheson St.
Healdsburg • 433-6243

HANDMADE MEMORIES

Quilting supplies • Long Arm Quilting
428 S. Main St.
Sebastopol • 829-7648

THE MATERIAL GIRL

FABRICS AND QUILTING SUPPLIES

6119 Old Redwood Highway
Suite B1 (We moved DOWNSTAIRS!)
Santa Rosa 95403
707-836-0114 • 707-836-9575 fax
Nicole Cowlin & Maria Matthies
Mon.- Sat. 10 am-5pm
Sun. 11 am-4 pm
nicole@materialgirlfabric.net
www.materialgirlfabric.com

NEW PIECES

1597 Solano Ave.
Berkeley • (510)527-6779
www.newpieces.com

PARKSIDE SEWING CENTER

Bernina • New Home • Janome
410 Santa Rosa Avenue
Santa Rosa • 576-1430

PINCUSHION BOUTIQUE

2827 Spafford St.
Davis • (530)758-3488
www.sweettreat.com

THE PLACE THAT SELLS

SEWING MACHINES

1462 Mendocino
Santa Rosa • 575-5259
www.theplacethatsellsewingmachines.com

QUILTED ANGEL

200 G Street
Petaluma • 763-0945
www.quiltedangel.com

QUILTED COTTAGE

567 First Street East
Sonoma • 938-3650
www.quilted-cottage.com

THE QUILTED TEDDY BEAR EBAY STORE

Wwww.stores.ebay.com/The-Quilted-Teddy-Bear
707-961-6247
qtteddybear@sgcglobal.net

QUILTS & OTHER COMFORTS

Guild ID Number • CA 189
(use this code for a discount on each order)
www.quiltsonline.com/quilts

RAINBOW FABRICS CRAFTS & THINGS

50 Bolinas Rd.
Fairfax, CA 94930 • 415-459-5100
Rose Tabor, Owner

SHELLY'S QUILTED TREASURES

3925 MAIN ST.
Kelseyville • 278-0206

TEDDY BEAR QUILTS

170 Farmers Lane, # 7
Santa Rosa • 546-0750
teddybearquilts@yahoo.com
New Name and Ownership
Coming Soon!

VILLAGE SEWING CENTER

210 Coddington Mall
Santa Rosa • 544-7529
www.villagesewing.com

WOLF TRACKS

QUILTING STUDIO

Carolyn Wolf
P.O. Box 1367
Sonoma CA 95476 • 938-5090
Wed.- Sat. 10 am to 4 pm
Sunday by Appointment
www.wolftracksquiltingstudio.com
wolftrax@sonic.net

707-836-0114 Fax 707-836-9575

What's Happening!

For a limited engagement

"Treasures From a Trunk: California Pioneer's Quilts and Textiles," at the California Museum, through May 2007. 1020 O Street (in the California Archives Building), Sacramento. Visit their [website](#) for more information.

January 2007

January 17 (10am)- NCQC General Meeting - Meet the Teachers January 27 & 28 - Country Crossroads Quilt Show - Modesto, CA

January 27th-28th [Country Crossroads Quilters](#) Modesto Centre Plaza
Featuring celebrity artist Freddy Moran who will be teaching workshops and signing books
Featured artists: Ruth McCormack and Lois Logsdon
Special display of garden quilts featuring Modesto gardens.
For additional information contact Joyce Compton comptonjoyce@sbcglobal.net (209) 524-6452

February 2007

February 24 & 25 - San Francisco Quilt Guild presents:
SYMPHONY OF COLOR Quilt Show
Saturday, 24th 10AM-5PM
Sunday, 25th 10AM-4PM

Featured Guest Quilt artists: **ALEX ANDERSON**, host of HGTV's Simply Quilts and **LETITIA CHUNG**, SFQG. Quilts / Wearable Arts / SPECIAL EXHIBITS: Quilt Challenge, "Games People Play", Hand quilting Demonstrations by the Dorcas Quilters, Kimono Inspired Quilts, Kids' Corner / Lectures /Merchant Mall/ Member Quilts for Sale / Opportunity Quilt.

CONCOURSE EXHIBITION CENTER - 635 - 8th Street at Brannan St. San Francisco, CA.
\$10 Admission (2 Days) / www.sfqg.org / SFQG P.O. Box 27002, SF, CA 94127/ rquilter@rawbw.com

February 24 & 25 PVQA Quilt Show 10-5

March 2007

March 3rd & 4th - Manteca Quilt Show
MRPS Hall, 133 N. Grant, Manteca, CA

March 17th & 18th [Quilters of Contra Costa](#)
Center Concord, 5298 Clayton Road
Concord, CA 94521

Sat 17th 10:00am-5pm, Sun 18th 10:00am-4:00pm

Displays of quilts, opportunity quilt " Botanical Beauty" and guild challenge, County Store, demonstrations, door prizes and vendors on site. Lunch available on site.

For further information contact quiltkathy@aol.com or check website

March 24th & 25th - North Wind Quilters
Fairfield, CA

Paperwork!

Do you need to submit money to our Treasurer?

Do you need to request a reimbursement?

Now you can print up your own forms to prepare before the next meeting!

Here's how:

Simply select *PRINT* from the *FILE* drop-down menu.

A box will appear and on the left side there will be a section entitled *PRINT RANGE*.

You may choose one of two ways to print the forms:

1. Check *CURRENT PAGE* if the page indicator at the bottom is showing the correct page for the forms.
2. Check the box for *PAGES* *TO*

And insert the number of the page you wish to print in both spaces. (8 to 8) in this case.

SRQG DEPOSIT TURN-IN

Thank you for making sure the following information is complete:

FUNDS

FROM: _____
(your name)

FUNDS

FOR: _____

AMOUNT IN COINS: _____

AMOUNT IN CURRENCY: _____

TOTAL AMOUNT IN CHECKS: _____

NUMBER OF CHECKS: _____

TOTAL: _____

SRQG REIMBURSEMENT REQUEST

Make check payable to: _____ Amount: \$ _____

Receipt must be attached.

Reimbursement is for: _____

Please check one of the following budget categories:

Block of the Month

Library

Newsletter

Sunshine

Boutique

Membership

Opportunity Quilt

TSW

Community Quilts

Misc. Office Expense
(Treas., Corresp. Sec)

Programs

UFO Challenge

Fair Awards

NCQC Travel

Publicity

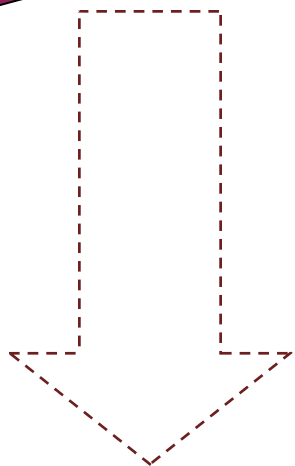
Workshop

Hospitality

Quilt Challenge

Other: _____

membership form



Please print this form and submit it to the membership table when you pay your dues.

To be listed in the printed roster, you must pay by January 31st

To print from an Adobe .pdf:

From **File** menu select **Print**

A box will pop up and on the left side select **Current page**

Welcome to the Santa Rosa Quilt Guild

Today's date _____

Please print when filling out the following form for membership in the guild. Your name, address, etc., will be added to the membership roster when next published. This information is strictly for guild business and news.

Name _____ Phone _____

Address _____

City _____ State _____ ZIP _____ - _____

Email address _____

Please use block letters unless your address is case-sensitive

Deliver the newsletter to me online. YES NO Send guild news online. YES NO

Receiving the newsletter online saves the guild considerable labor, printing and postage costs.

Thank you for joining. It is our goal to make you feel welcome. The board and committee members are listed on the front page of the annual membership roster and in each newsletter.

Members: Please use this form to make any changes to your roster information.