



STITCH 'N TIMES

Santa Rosa Quilt Guild
P.O. Box 9251, Santa Rosa, CA 95405
January/February 2025 • Vol. 49 • No. 1

President's Message

Why Do You Quilt?

A few weeks ago, I was with a group of quilting friends, and the question, "Why do you quilt?" came up. Someone blurted out, "To get some quiet time from my husband!" Laughing aside, there are so many reasons why we are drawn to quilting. Here are some of the answers that were given:



1. *To learn a new skill:*

Indeed, this was one of my reasons. Many years ago, as a new empty nester with an empty bedroom in my house, I found the opportunity to get back to dressmaking but ended up in a fabric store that was a quilt store. I was intrigued and decided to learn to quilt. It was a switch from dress patterns to block patterns, from 5/8" to 1/4" seam allowances, and from yardage to fat quarters, layer cakes, and jelly rolls. Instead of just sewing seams together, a quilt sandwich needs to be made, quilted, and bound. What about quilting math and all those rulers? When you think you've mastered something, there's always something new to learn: QAYG, paper piecing, appliqué, One-Block Wonder, curves ... the list goes on!

2. *To create gifts:*

Whether for a new baby, a wedding, or to show appreciation, a quilt is a tangible expression of love and care. Nothing compares to the look on the face of a person who receives one. It makes all the time and effort you put into making the quilt so much worth it!

3. *For the pride I get from a finished quilt:*

Finishing a quilt brings a profound sense of pride and satisfaction. The journey from concept to completion involves countless steps and hours. Seeing a project and holding the finished piece in your hands is rewarding. We show our pride by displaying quilts at the Guild Show-and-Tell, in our homes, or submitting a quilt (or two!) for exhibit or competition.

4. *It's a creative outlet:*

When I started quilting, it was just to make a blanket. My first attempt was a king-sized quilt pattern—what a rookie mistake! I then took a Quilting Basics class, where we sewed and put blocks together. Everyone in the class made the same blocks, but we selected our own fabrics and arranged the blocks the way we each wanted. I was amazed that we all started from the same place but pro-

duced very different quilts. One of the reasons I love our Quilt Challenges so much is that the results reflect the personality and creativity of its maker.

Quilting allows us to experiment with colors, textures, and designs. I find it fulfilling to envision a design and bring it to life through fabric.

5. *It's a tradition:*

Alright, who watched "The Fabric of Christmas" on Amazon? As with most Christmas specials, it was a bit cheesy, but I love the tradition it showed of gifting a wedding quilt to each generation. Collecting quilts is another way of preserving the tradition of quilts, passing down patterns, techniques, and the skill of quilting others.

A quilter in this group was a former math professor with quilts hanging in her office. She taught one of her students how to quilt. Word got out, and it became a popular after-school gathering. Quilts are not a tradition in Filipino culture, so they aren't being handed down through the generations, but I certainly will help anyone who wants to learn to get started, which is my way of sharing the quilting tradition.

6. *It's therapeutic and meditative:*

The rhythmic nature of quilting can be incredibly soothing. The repetitive motions of cutting, piecing, and sewing can create a meditative state and a sense of calm. OK, that's before Jack (the Ripper) comes out! Before retirement, quilting was a way to relieve stress after a long day of dealing with the corporate grind. Similarly, a mother with young kids in our group said quilting was her quiet time after everyone had gone to bed.

7. *I love the sense of community:*

One of my best friends refers to Quilt Retreats and Sew Days as "being around her people." This makes me laugh, but whether through quilting circles, online forums, workshops, or our Guild meetings, these gatherings are a source of support, inspiration, and friendship.

What a great discussion we had! When it came down to it, the very simple answer was that quilting gave us joy.

So, now it's my turn to ask, why do you quilt?

I wish you *QUILTY JOY* throughout the year!

Linda Ralleca

Celebrating Service, Welcome New Leadership



2025 Board

Front Row: Sharon Fry (presenting the incoming Board), Diana Coddling, and Eileen McAlister

Back Row: Chris Rogers, Laura Barrett, Mary Ann Hayre, Debbie Ward, Debbie Faris-Cole, Linda Ralleca, Rena Ferrero and Karen Hendrix

(Missing: Elaine Ramires, Rhonda Denny, and Diane Hoxeng)

As the year draws to a close, I'd like to take a moment to reflect on the dedication and contributions of our outgoing Board members and Chairpersons. Their commitment has fostered a vibrant community for our guild.

First, I want to express my deepest gratitude to Elaine Ramires - Programs, Sharon Fry - Parliamentarian, Jan Andrews - Member-at-Large, and Linda Hooper - Member-at-Large for their contributions to the Board. The President's role depends on the feedback, ideas, perspective, and historical knowledge of the Board, and I heavily relied on these members in my first year.

As we bid farewell to our outgoing Board members, we warmly welcome their successors:

Debbie Ward – Programs
Chris Rogers – Program-elect
Parliamentarian – Elaine Ramires
Karen Hendrix – Member-at-Large
Diane Hoxeng – Member-at-Large

They all come with a new set of experiences, energy, and ideas to the Board and to the Guild as we head into 2025. In addition, we have some new volunteers to head up some of the Committees:

Karin Wesner – Block-of-the-Month
Toni Anderson – Challenge Quilt
Gale Davis - Crafts Fair
Elaine Ramires - Opportunity Quilt Design (2025)
Joy McGoran – Sewing Room Sales (returning in 2025)

To see the full list of Board and Committee Chairs, go to page 14 of the newsletter.

The success of our guild is due to the commitment of volunteers. We appreciate their time, energy, and contributions. To our outgoing leaders, thank you again for your service and commitment. To our incoming leaders, welcome! I am excited to embark on this new journey with you and eager to see all the wonderful things we will accomplish together.

Linda Ralleca



Membership

Membership renewals are in full swing, and we would like to extend a big "Thank You" to those of you who have already paid your dues.

Dues are still being accepted, and must be received in our Post Office Box by January 31, 2025, in order for your listing to remain in the Membership Roster.

As always, if you would like to update your listing, please email Jan Andrews. The Roster is updated after each meeting, so you can request an updated copy any time you need one.

It's not too late to mail your check for \$50.00 to SRQG:

SRQG
P.O. Box 9251
Santa Rosa, CA 95405

Thank you all, and we wish you a Happy New Year!

Jan Andrews

January 2025 Program and Workshop

Program - David Owen Hastings - "Quilt Labels to Love!"

January 16, 2025, 10 a.m. on Zoom Only

I combine computer-printed custom labels with a woven logo label on my quilts to give them a professional finish, and to record important details for posterity (or for the recipient). Quilts are a wonderful art form, and you should sign your work with a distinctive label. It's a great opportunity for you to consistently brand your quilts, especially those you gift to others at holidays or other special occasions.



It's also an opportunity to weave in the story of your quilt, so the story doesn't get lost. Was the quilt made for a special occasion? Was it made from a pattern, based on tradi-

tion, or is it a unique design? Who were the makers, and where was it made? Are there special fabrics used that require particular care? Imagine someone seeing your creation in the future – what would you want them to know?

I will walk participants through the steps to create these beautiful labels, and will share alternate labeling methods that draw from my graphic design background.

Debbie Ward



Workshop: David Owen Hastings "Inspired by Architecture"

January 17, 2025, 9 a.m. to 3 p.m. on Zoom Only
\$60 for SRQG members

David will guide you through a creative process for designing your own modern abstract quilts, taking inspiration from architectural photos, to develop dynamic and unique quilt designs.

MONUMENTAL INSPIRATION WITH UNLIMITED POSSIBILITIES!

Working from photos of architectural elements, David will guide you through the steps to design a mini-modern fabric quilt inspired by architecture! You will learn the quilt-as-you-go method, sewing the top pieces, batting, and backing simultaneously. You'll then add texture and complexity with David's unique approach to walking foot machine quilting where the quilting lines become a major design element. Learn to connect multiple quilted units with a "great gusset" joining technique, and then add a simple face binding for a modern finish.



Debbie Ward



Great Smoky Mountains, Madison County, North Carolina, 1936

Two women are shown working on a quilt that has been placed on a frame. The frame is raised to the ceiling when not being used.

Source: Library of Congress (Carl Mydans photographer)

February 2025 Program

Program - Suzanne Starjash - Trunk Show

February 20, 2025, 10 a.m. In-Person/Zoom

My mother was my first artistic influence, and I am grateful for her encouragement. I enjoyed sewing in high school and took art classes in college. I loved seeing colorful fabric in sewing stores, but knew I would never make a garment with them. During the time I spent in the working world, weekend gardening and cooking were my main creative outlets, but I have carried an innate creativity with me throughout my life and always hoped to explore further opportunities to work with images and colors.



I didn't begin working with cloth artistically until I retired and moved from the San Francisco Bay Area to the Republic of Panama. My original hope was to paint with watercolor or oil on canvas. I located a fabric store before I found art supplies, however, and I had included my sewing machine in the items shipped to my new home. Since no one needs a quilt in the Central American tropics, I decided on decorative wall hangings for my new creative journey.

The native Cuna Indian women of Panama make wonderful handstitched molas with layers of fabric that depict local flora, fauna, and special events. Their bright tropical colors and fanciful subjects were an immediate inspiration for my first designs, and the jungle environment, quilting books, and input from friends soon followed. As I discovered more fabric stores with prints I liked, and learned more techniques, I invented new methods for each new project.

After returning to California and moving to northern Sonoma County, I connected with other quilters and started to learn the vocabulary and standard procedures of quilting. The classes I took were helpful and inspirational. My one concern was not to be overly influenced by teachers and lose my originality.

To stay spontaneous, I like to make each wall hanging quite different from those I have previously done. Trial, error, and perseverance are part of my creative process with every art quilt I make. I am ever watchful for new inspiration and enjoy learning new techniques. - Suzanne Starjash

Debbie Ward

March 2025 Program and Workshop

Program - Cindy Grisdela - "Playing With Colors"

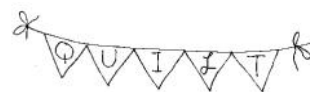
March 20, 2025, 10 a.m. on Zoom Only

Playing with Colors

Cindy Grisdela is an award-winning artist who's happiest in her studio surrounded by piles of colorful fabrics. In this lecture and trunk show, she'll use examples of her work over the last 30 years to take away some of the mystery about choosing colors effectively for your quilts.



Not sure what colors "go" together? This is the lecture to reduce your stress about color!



Workshop: Cindy Grisdela "Improv Puzzle"

March 21, 2025, 9 a.m. to 3 p.m. on Zoom Only

\$50 for SRQG members
\$60 for non-members

Improv Puzzle

Create Improv Log Cabin style blocks in a variety of sizes and put them together into a unique composition—like a jigsaw puzzle. You don't have to use a ruler for cutting unless you want to, and each quilt will be unique. We will discuss



color choices and using simple design principles to create an original dynamic composition. The workshop requires basic sewing skills and is suitable for beginner to advanced level quilters.

Debbie Ward

Opportunity Quilt 2025

The Lucy Boston Quilt

The SRQG "Lucy Boston" 2025 Opportunity Quilt will be displayed at Village Sewing for the month of January. They were kind enough to give us another opportunity since it was only at the store for part of the month of August. It is a beautiful traditional quilt and received many positive comments while it was there.



From February 14 - 17 it will be on display at the Citrus Fair in Cloverdale. There are still a few times available to sit with the quilt and sell raffle tickets at the fair. You'll be able to sign up at our January guild meeting. The "Lucy Boston" quilt is English paper-pieced and was hand sewn by Sue Gragg. It was finished by Kathy Rathbun, Elizabeth McDonnell, Vivian Valencia, and Barbara Southard. It was beautifully machine quilted by Betty Upchurch.

Please remember to buy your own raffle tickets (or a few as a gift for a special person) at the SRQG meetings. Thank you for your support of this important guild fund-raising effort.

Rena Ferrero

Sunshine

Welcome to a brand-new year!

The Sunshine Committee sends cards to our members who may need a smile to brighten their day. The reason could be illness, family concerns, or someone who just needs to know they are being thought of within our guild. There are different ways to bring names to my attention: email, phone call, text (my contact information is on the membership list), or just come up to me at one of our in-person meetings.



And...if you would like one of your favorite quilts to be used as a Sunshine card, here is your chance.

Send me a .jpeg of your quilt – actual size. My stationery cards hold a 4 x 6 photo. Your name will be noted on the card each time your quilt photo is used.

Here is one way to bring a bit of joy to our members. I look forward to hearing from you.

Janice Juul

Sew-a-Row

Happy New Year, Santa Rosa Quilt Guild! This past year, while a little crazy, was filled with wonderful participation in our Sew-a-Row program. I am in awe at the amazing quilt tops that were created with the Sew-a-Row starters and am excited to do it all again!

Please bring your Sew-a-Row starters for "Sew-a-Row 2025" to the January 2 guild meeting. You can also mail me your starters. This time of year is great for cleaning out our sewing spaces and discovering things would be fun Sew-a-Rows, so take a look around and bring them to the January 2 in-person meeting, then, on February 2, be ready to come and adopt a Sew-a-Row to work on.

This is going to be a great year!

Eileen McAlister



2024 Sew-a-Rows



2024 Block-of-the-Month

The winner of the Block-of-the-Month for September and the Block-of-the-Month for October will be drawn at our in-person January 2 meeting. If you have made a block to submit for these drawings, please remember to print your name on the back of the block and be sure to submit your block by the beginning of the January 2 meeting. Instructions for both blocks are on our website - [Block-of-the-Month](#).

FYI - THE CORRECT SIZE OF THE BOM FOR SEPTEMBER IS 9-1/2" INCHES INSTEAD OF THE 8-1/2" INCHES AS SHOWN IN THE INSTRUCTIONS.

The drawing for the winner of the Block-of-the-Month for November and the Block-of-the-Month for December will be at our in-person February 6 meeting. You will be notified via email when the instructions for these blocks are posted on our website.


"Thank you" to Karin Wesner who has volunteered to be the Block-of-the-Month Chair in 2025, and "thank you" to the members who submitted blocks in 2024. I loved seeing your creations. I know you will be able to create some beauties in 2025.

I will share a little secret with you - I really dreaded having to piece blocks at the beginning of this year, but my outlook has changed after 12 months of creating blocks. I actually enjoy the process now. I guess it is never too late to turn our thoughts around!

Anni Donahue



November BOM - Alleyways



December BOM - Mondrian



Diana Coddling - Winner of the August BOM - Parisian Star

2025 Block-of-the-Month

The theme for our 2025 BOMs is "Night Sky." Each month will be a different star block. Follow the instructions for fabric colors indicated in the instructions. All of the blocks will be 12-1/2" square.



The January 2025 block is "Split Star." Please sew as many blocks as you would like and submit them to be entered into the drawing. The drawing for the January 2025 blocks will be at our March 6, 2025, meeting.



Watch for the email each month notifying you when the instructions have been posted to the website. The directions for all of our BOMs are posted on the guild website at:

<https://www.santaroasaquiltguild.org/block.php>

Karin Wesner

Fifth Thursday Sew Day

Happy New Year!

SRQG will have a Fifth Thursday Sew Day on January 30 at Luther Burbank Art and Garden Center. The Sew Day will be from 10 a.m. - 3 p.m.

If you can help setup, please arrive between 9:30 - 10 a.m.

This year the Sew Days will be a little different, in that we are asking for a \$5-\$10 voluntary donation from attendees to help pay for the cost of rental of Luther Burbank Art and Garden Center. We'll feature some sort of potluck - details to follow!

If you'd like to join in, reserve a spot by contacting Elaine Ramires.

Space is limited to 25 participants.

See you in January!

Elaine Ramires



UFO Challenge

Are you thinking about New Year's resolutions? I have a good one for you! Why not join fellow Guild members and sign up to complete a UFO in 2025? Look for that project you were so excited about in the past and return to working on its completion.



At the first meeting in March, we will ask members to tell us about the UFO project they plan to take up again, and whether they will partially complete or finish it by September 4. Some members even work on more than one! (Gasp) Each member will pay \$5.00 per project they are entering. In September, the finished UFOs will be displayed and entry fees returned if they have met their goal(s) along with a fat quarter of fabric and chocolate.

Join in on the fun!

Elizabeth McDonnell

20 Year Members

We were privileged to honor four members who celebrated 20 years of SRQG membership at our holiday luncheon on December 5, 2024.



We honored the members by sharing their story and presenting them with a 20-year pin (designed by

Linda Hooper), a mug rug (made by Jan Westerman and Barbara Southard) with "20" on it, and a special certificate. We interviewed the four members, asking them what drew them to SRQG in 2004, what they liked best about the guild, what fun event or funny story could they share, and what kept them in the guild for 20 years. It was a pleasure to interview all four and be inspired by their stories. They have helped to keep the guild alive and thriving by their continued support. We offer our gratitude and admiration to: Pam Beebe, Jean Chirhart, Sandi McGuire, and Sonja Turner.

The common thread that connects the 20-year members to the guild is it's ever-present friendliness. They encourage current members to continue extending the tradition of friendliness to all new and long-time members.

Laura Barrett and Linda Hooper



Sandi McGuire,
Jean Chirhart,
Pam Beebe

Friendship Blocks

I am happy to see so many people supporting our Friendship Block program!

We still need to be reminded to respect the deadlines of those who request Friendship Blocks; and if you signed up to make a block, to actually make the block (and turn it in on time). If you want to back out of making a block for which you have signed up, you may go to the sign-up sheet and cross off your name.


If you have three credits you can request that members make any number of your choice of blocks. **Please step up and request Friendship Blocks** as we are wrapping up the year in December and will be starting new in January.

If you'd like to see if you have enough credits to make a request, credits as of December 4, 2024, are online. I have updated the credits as each block has been turned in and will update them online monthly.

Lisa Gamble



Janet Tonkin



Lynette Whitman

2024 Friendship Blocks



Becky Summers



Gina Stateler-Calhoun

Technique Sharing Workshops (TSW)

Good things are happening for Technique Sharing Workshop and Super-sized TSW. What is a Super-sized TSW? A regular TSW is a free, 15-minute lesson given by one of our members, usually after a meeting. A Super-sized TSW is a larger event with more in-depth training. It takes place at the Luther Burbank Art and Garden Center (2050 Yulupa Ave) and because we have to rent the space, there is a small cost.

We're planning a Super-size TSW with Betty Upchurch on Friday, February 21, at the LBAGC, back by popular demand, teaching Free-Motion Quilting (FMQ) lessons. Betty can have 20 people with a short wait list. This workshop is 6-1/2 hours with a date yet to be determined. Betty makes beautiful quilt sandwiches to practice on, meaning there is a kit fee of \$20.00 and \$10.00 for the room rental. For accounting reasons, they have to be separate checks.

For our next regular TSW, we have Janice Juul who will be demonstrating the making of a sewing roll. This super-sweet sewing caddy is for sewing by hand. A pattern, fabric, and instructions will be provided at no cost. This workshop will take place on January 2, after the meeting adjourns, for a 15-minute tutorial. This project is a good one to open the year. Keep in mind there is limited seating and patterns, so sign up while there are still seats. I do have a special something to raffle to one the students after this TSW.

On June 5, Sue Stone will show us how to make a small ironing board for traveling. This is after the meeting, a 15-minute TSW. Vicki David (July 3) will be demonstrating her traditional binding method after the meeting for this 15-minute tutorial.

Here are a few ideas for possible workshops to finish 2025. For a regular TSW, do you have a gadget, doodad, or thingy that helps with some super-cool sewing trick or tip? What if we used denim for a slow sew or for big stitch quilting at the LBA&GC as a Super-sized TSW? Let's upcycle old jeans into a braided scrappy rug. Do you have a favorite pattern you could share with the group like a braided scrappy rug or bread basket or mug rugs, or the like? If you want to teach a TSW or a Super-size TSW, contact me.

Thank you all so much for your enthusiastic support and great ideas.

Rhonda Denny

Quilt Guild Challenge



Santa Rosa Quilt Guild Challenge Quilt for 2025


We have been invited again to display our quilts at the Person's Senior Wing of the Finley Community Center in January 2026. To acknowledge that, we will center our 2025 Challenge Quilt around celebrating aging. The challenge will be to design a quilt around the well-known poem "Warning" by Jenny Joseph. You are probably more familiar with the first words of the poem, "When I am an old woman, I shall wear purple...". We challenge you to design a quilt based on the poem, using the attitude of her words such as rebel, cheeky, or outrageous as your inspiration.

To create the most dramatic display, the color palate (purples of course) and the size of the quilts will be the same to bring unity to the presentation.

The size of the quilts will be 30" square, and the colors will be 80% of the quilt in challenge colors and 20% whatever you choose. The due date is July 3, 2025. I can't wait to see what we come up with!

Have fun!

Toni Anderson



Light Purple

Medium Purple

Dark Purple



PET PROJECTS



Knit Hats

What fun I have had again this past year knitting hats to donate to our community. I never sit down just to knit, but I have projects near the television as I catch up on the news, as well as by the telephones for when I am put on hold. Little by little, stitch by stitch, and suddenly there are 62 hats for me to box up and find a home for. Without even thinking about it, I seem to produce at least a hat a week.

This year the hats are being donated to the Valley of the Moon Children's Foster Care System. I spoke with Brianna, the lady who spoke at our guild in April and received the quilts we had created, and she assured me she would find good homes for the hats, no matter the size.

There is no rhyme or reason to the size of hats I knit as they are determined by the yarn that I pull out of the bag that our guild members have generously donated to me since the beginning of COVID. I pair the weight of the yarn with the appropriate size of needle and end up with everything for preemies to adults. As I finish each hat I am sure that it is my favorite.

My thanks to all of you who have shared your gorgeous skeins with me so that I can keep my fingers limber as I try to help keep a few people a bit warmer.

Sharon 'the Librarian' Fry



Volunteer!

We have opportunities everywhere, and it's a great way to make new friends, and help our guild!



Heart Pillows

An Invitation to make **Breast Cancer Heart Pillows:**

How would you like to help bring a bit of comfort to a patient going through Breast Cancer Surgery?



Our Heart Pillow volunteers make and distribute Heart Pillows for the Kaiser Breast Cancer Care team right here in Santa Rosa.

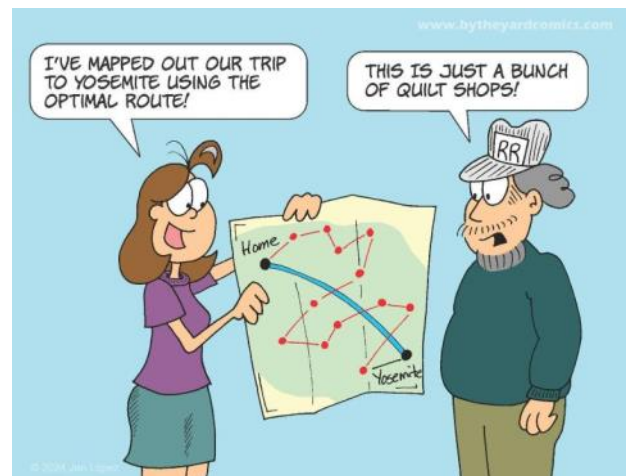
I would be so happy to have a few members join me in this *very low key, zero stress, and highly rewarding* task.

All it takes is two pre-washed cotton 15-1/2" fabric squares. I will supply the pattern. All you will need to do is cut out the fabric, sew it together, and turn it right side out. Maybe add a touch of the iron. I will take care of the pillow stuffing and closure.

If this sounds interesting to you, please contact me - - Janice Juul -- I'm on the membership list. I will be happy to email you with the patterns and instructions or you can pick them up from me at an in-person meeting.

Please let me know if you are interested and I'll take care of the rest.

Janice Juul





PET PROJECTS

2024 Guild Challenge

Receiving Blankets

Receiving Blankets for Flu Vaccine Incentive
Hello Santa Rosa Quilt Guild,

The Santa Rosa Community Health Flu Vaccine Incentive was my bright idea. Home sewing could save the world, one vaccine at a time. The infants and children need vaccines to get into public schools. Their guardians are very good at getting their children vaccinated for whatever is required. The problem with Flu Vaccines is that two vaccines are required, the initial and four weeks later, the booster. The second visit typically doesn't happen but, if they do get their babies the booster, they receive a \$10.00 gift card. These days, \$10.00 is practically nothing. It will get you some bread and milk or a couple of gallons of gas...

So, at the time of the first flu shots we started giving them a toasty, cozy receiving blanket to swaddle their little ones. After that vaccine, they may find that the second vaccine is reasonable after all. The pilot program launched the project in the middle of December at their Vista Campus in north Santa Rosa.

Last year, SRCH delivered 134 babies. I have asked for 150 receiving blankets over the course of the year. As of this writing, 68 of the 150 have been turned in for the cause. I am so very proud of the outpouring of generosity and kindness, providing comfort, joy and health to the newest members of our world. I have every confidence that this incentive will lead to healthier communities in Sonoma County.

Simple blanket, two sides, make sure to use at least one layer of flannel, I like a square 36" by 36". Please pre-wash, these receiving blankets need to be baby ready.

Thank you, sew very much,

Rhonda Denny

Rincon Valley Sewing Circle

Rincon Valley Sewing Circle, held at the Rincon Valley Library is on vacation, but classes will start up again on January 6, 2025. We heard from Library staff that our class filled up the day sign-ups were opened! We are excited, to say the least. Our last class of 2024 was so much fun that we tried to extend it, but our room was booked.

We can't wait to see what 2025 brings!

Vicki David

January/February 2025

Reveal of Challenge Quilts

What fun we had watching what our creative guild members did with three random orphan blocks. The response to the challenge 2024 was so wonderful that we had our reveal during four different meetings. The quilts varied in size from 17" square to bed size. They varied in theme and technique, and each one was met with "Wow," or "I love it," or "that is amazing."

An additional fun response was members recognizing their orphan blocks in the quilts being presented. We overheard Linda Hooper say "That dog is my block" when Sharon Fry presented her challenge quilt.

Thank you to all the members who participated in the Challenge Quilt 2024 and made it such a success.

Exhibit of SRQG Challenge 2024 Quilts

Our 2024 Challenge Quilts, *Blind Date with an Orphan Block*, will be displayed in an exhibit at Person Senior Wing at Finley Community Center, 2060 West College Ave, Santa Rosa from January 7, 2025, to March 26, 2025. We will have an opening reception on Thursday, January 9, from 5 – 7 p.m. with food and drinks. The exhibit is on the second floor and there is an elevator. The building is open Monday-Friday, 8:30 a.m. to 4:30 p.m.

(See Page 12)

Be sure to check out the display cases on the first floor which will feature miniatures made by our own Betty Upchurch, as well as information on our guild.

Invite your friends and come support the guild by enjoying the exhibit and the love of quilting.

Laura Barrett and Janet Tonkin



Debbie Faris-Cole



Jan Andrews



Sharon Fry

Community Quilts

Community Quilts

Delivery of Quilts

We wish all of you a Happy New Year and look forward to continuing our collection of beautiful quilts from members and delivering them to deserving organizations in our local community. We are still delivering quilts for 2024 as we write this, and will report the total number of quilts delivered in 2024 in the March newsletter.

In November and December we distributed quilts to the NICU in the three local hospitals. The nurses are very appreciative of the generosity and talent of the Santa Rosa Quilt Guild. We also gave lap size quilts to seniors in Santa Rosa through the Secret Santa program. We gave a variety of sizes of quilts to TLC Foster Services, and donated raffle quilts to deserving organizations as well.



Raffle Quilt



Dorothy Murray

We gave 10 large quilts and 10 pillow cases to the Emancipated Youth (Teenagers who 'age out' of the Foster Care System). SRQG member Dorothy Murray makes up baskets for the Emancipated Youth filled with essentials that are needed when moving into a new apartment. Our quilts and pillow cases are on top of the basket and are a beautiful message to our Youth of our care and love for them.



Barbecue

At the Santa Rosa VA Outpatient Clinic South, the CDCE (Center for Development & Civic Engagement) put on a Barbecue for Veterans to celebrate our Local Veterans for Veterans Day. The food was delicious and the weather was beautiful.

The highlight was the 105 quilts that were given out to veterans to show our gratitude for their service to our country. It was heartwarming to see the Veterans choose their quilt and hold it tight in their arms.

Thanks to Lavella Cassinelli for being the lead in making quilts for our Veterans, to Betty Upchurch for quilting



Betty Upchurch

the tops, and to Mary Wood for binding each quilt and putting on the label. Others of us contributed some tops and quilting as well.

The quilts tops are mostly lap size (about 40" x 60"). We'd love to have some members help with the quilting of these tops. We will provide the top, batting, and backing. Please contact Laura Barrett to learn more.

Windsor Lions Donation

We received a generous donation of \$350 from the Windsor Lions to be used for Community Quilts. In their words "We donate the proceeds of our fundraisers to worthy nonprofit organizations. In making our decision, we consider the value of the organization's contributions to the betterment of the community and society."

Betty Upchurch is our liaison with the Windsor Lions, and a perfect example making a contribution for the betterment of our community. We donate two quilts each year to the Windsor Lions to be used in their fundraisers. Betty delivers these quilts and often is the one who does the quilting.

Upcoming Events

Our next big event is the **Quiltathon** on Thursday, February 6, at the Veteran's Building. We have three Quiltathons a year, and they are an active, lively event during which we work on quilts that we will distribute to the community. We start with layered quilt sandwiches, smoothing and pinning them. These are stitched around the edges leaving an opening for turning (known as the pillow case or envelope method.) The quilts are then trimmed and turned right side out. The next stage is edge stitching with our expert sewers sewing 1/8" from the edge, catching the opening and making a nice edge to the quilt. The quilts are then quilted by machine. Then our hand sewers put on one of our labels. Lastly, the quilts are reviewed by our 'quality control' team making sure no pins or needles are left in a quilt, trimming threads, and removing excess lint and threads with lint rollers. As you can see, there is a job for everyone. One of the favorite aspects of the Quiltathon is the opportunity to visit with our long-time friends, and to make new friends. As a thank you for our efforts, our Hospitality Committee will serve a soup lunch. We will be available to answer all your questions about the Quiltathon at our first in-person meeting of 2025 on January 2 at the Veterans Building.

Community Quilts continued →

Generous Donation

Santa Rosa Quilt Guild received a generous \$500 donation from Veterans of Foreign Wars, Bear Flag Post 1943, Sonoma, in November 2024.

This donation will be used to help offset the rent expense of the Veterans Building.

We appreciate the Veterans support of our Guild.



Community Quilts continued

We have batting and backing available to all members for quilts you make for Community Quilts. Contact Janet Tonkin or Laura Barrett and we will arrange pick up of batting and/or backing.

You can bring in finished quilts and tops to all in person meetings. Look for the red wagon with the "Community Quilts" sign. Thank you for your creative efforts and generosity in making and donating quilts for the betterment of our community.



Janet Tonkin and Laura Barrett

COMMUNITY QUILT SIZES

If you are making donation quilts on your own, these are the approximate sizes most needed.

32" x 40" Baby Quilts	For Sutter, Kaiser, and Memorial NICUs, Public Health nursing, and teen moms. We provide kits for making the tops, or you may use your own fabrics.
40" x 60"	For Valley of the Moon and other organizations serving children in need. Please use bright colors for young children or fabrics that will appeal to teenagers.
50" x 65"	For 18-year-olds aging out of the Foster Care system, and for women residing at the YWCA Safe House.
40" x 60"	Lap quilts for adults to be handed out by Secret Santa, women being served by Verity, seniors in local convalescent hospitals, and others.
14" - 18" Square Doll Quilts	For little girls and boys. We collect them throughout the year and donate during the holidays.

Welcome Committee

Hello Santa Rosa Quilt Guild,

Do you have someone in your life that can use a healthy dose of happiness and inspiration? Bring them to a guild meeting, share the love of quilting, make new friends, and experience the joy of creativity in action. Let them know that SRQG has a Welcome Committee to help guests and new members find their way around our large group. We have a happy madness of goodwill and encouragement about us, and we delight in sharing our "quilty" pleasures.

We have a team of lovely people who would love to share the goings on through introductions to Committees Chairs and ongoing projects, including philanthropy such as Days for Girls, Lombardi Campus Baby Closet, Vista Campus rollout of Flu Vaccine Incentive project, Dolly Blankets for the Women's Welfare League Christmas Project, sewing lessons at county libraries, with Rincon Valley and Roseland libraries teaching children in the summer, and adults year round. Do you need a ride to a meeting? Let me know and I will try to pair with someone from the guild to help. (This is purely a volunteer ask, but we do try.)

Please volunteer to chaperone guests and new members at guild meetings. Then, let me know something about them for a proper introduction.

Rhonda Denny





**Santa Rosa Quilt Guild
Challenge Exhibit**
Blind Date
With an Orphan Block

Where:
Person Senior Wing,
Finley Community Center
2060 West College Ave.
Santa Rosa

Open:
January 7 - March 26, 2025
Monday - Friday,
8:00 a.m. - 4:30 p.m.

Opening Reception:
Thursday, January 9, 2025
5 p.m. - 7 p.m.

(Quilt shown made by Jim Jensen)



QUILT SHOWS TO ENTER (and VISIT)

Name	Location	Dates	Quilt Submission Deadline
Road to California	Ontario Convention Center Ontario, CA	January 22-25, 2025	Submission deadline has past
QuiltFest Virtual Schoolhouse #10	Online workshops	January 22-25, 2025	NA
Cloverdale Citrus Fair	1 Citrus Fair Drive Cloverdale, CA	February 14 - 17	February 1
QuiltCon 2025	Phoenix Convention Center 100 N 3rd St Phoenix, AZ 85004.	February 20-23, 2025	Sep 1- Oct 30, 2024 Open to Modern Quilt Guild Members Sep 1- Oct 31, 2024
Pajaro Valley Quilt Show	Santa Cruz County Fairgrounds Watsonville, CA	Feb 22-23, 2025	NA
Manteca Quilt Show	San Joaquin County Office of Education Wentworth Center 2707 Transworld Drive Stockton, CA	March 22 - 23, 2025	February 22, 2025 \$10 non-member fee
QuiltFest Virtual #11	Online	March 26-29, 2025	NA
QuiltSF	St Mary's Cathedral Event Center San Francisco, CA	March 28-29, 2025	Members only submissions
Quilts In Bloom, Grapevine Quilters Guild	Ukiah, CA	May 3-4	April 5, 2025
Sisters Annual Quilt Show	Sisters, OR	Jul 12, 2025	NA
International Quilt Festival	George R Brown Conv Center Houston, TX	Oct 9-12 Classes start Oct 6	To be announced

If there are events you would like Guild Members to know about, please submit the information to Linda Ralleca.



2025 Elected Board and Committee Chairs

2025 ELECTED BOARD

President	Linda Ralleca
Vice President	Eileen McAlister
Treasurer	Diana Codding
Secretary	Debbie Faris-Cole
Program Chair	Debbie Ward
Program Chair Elect	Chris Rogers
Parliamentarian	Elaine Ramires
Members-at-Large	Laura Barrett Rhonda Denny Rena Ferrero Mary Ann Hayre Karen Hendrix Diane Hoxeng

2025 COMMITTEE CHAIRS

Audits	Eileen McAlister
Awards	Sharon Fry
Block-of-the-Month	Karin Wesner
Boutique	Betty Upchurch
Budget	Diana Codding
Challenge Quilt	Toni Anderson
Community Quilts	Laura Barrett
Corresponding Secretary	Janice Juul
Crafts Fair	Gale Davis

Email Coordinator
Fair Liaison - Santa Rosa
Fair Liaison - Cloverdale
Fifth Thursday Sew Day
Friendship Blocks
Historian
Hospitality
Library
Membership
Newsletter Editor
Nominating
Opportunity Quilt Ticket Sales
Opportunity Quilt Design
Proofreader
Retreat
Sew-A-Row
Sewing Room Sale
Social Media
Sunshine
Technique Sharing Workshop
Twenty Year Members
UFO Challenge
Videographer
Website
Welcoming Committee
Zoom Committee

Sharon Fry
Gina Stater-Calhoun
Norma Viglienzone
Elaine Ramires
Lisa Gamble
Sharon Fry
Carolle LeMonnier
Sharon Fry
Jan Andrews
Jim Jensen
Elaine Ramires
Rena Ferrero
Elaine Ramires
Sharon Fry
Vicki David
Eileen McAlister
Joy McGoran
Linda Ralleca
Janice Juul
Rhonda Denny
Laura Barrett
Elizabeth McDonnell
Linda Hooper
Linda Hooper
Rhonda Denny
Elaine Ramires

SRQG 2025 Calendar

JANUARY

2 General Meeting - *In-Person, Zoom Recorded*

Installation of Officers
Sew-a-Row Starters
Intro Guild Challenge
TSW - Janice Juul
Sewing Roll

7 - March 26

SRQG 2024 Challenge Quilt Exhibit,
Person Senior Wing, Finley Center

16 Program - *Zoom Only*

David Owen Hastings -
Quilt Labels to Love

17 Workshop - *Zoom Only*

David Owen Hastings -
Inspired by Architecture

23 Board Meeting - *Zoom Only*

30 Fifth Thursday Sew Day - LBAGC

FEBRUARY

6 General Meeting - *In-Person, Zoom Recorded*

Quiltathon
Sew-a-Row Sign-Ups

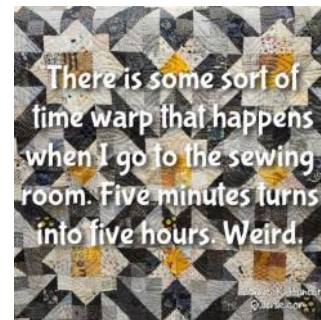
14-17 Cloverdale Citrus Fair

"The Good Old Days -
Remember When"

20 Program - *In-Person, Zoom*

Suzanne Starjash - Trunk Show

27 Board Meeting - *Zoom*



Santa Rosa Quilt Guild Affiliates

BAY QUILTS

Sally Davey and Abbey Shane Lawrence
5327 Jacuzzi St., #3C
Richmond, CA 94804
(510) 558-0218
[Bay Quilts](#)

BOLT FABRIC AND HOME

Kate Barrett
219 N. Cloverdale Blvd.
Cloverdale 95425
894-2658
Tues. - Sat. 10:00 - 6:00
Sunday 11:00 - 4:00
[Bolt Fabric](#)
info@boltcloverdale.com
10% discount for SRQG members

CLOVERDALE QUILTING

Margaret Davids, Owner
111 Lake St.
Cloverdale, CA 95425
415-577-8407
[Cloverdale Quilting](#)
cloverdalequilting@gmail.com
Hours by Appointment

FOGBELT QUILTING COMPANY

Megan Schofield
4991 Newanga Ave.
Santa Rosa, CA 95405
707-738-2364
Hours on demand
www.fogbeltquilting.com
megan@fogbeltquilting.com

