



president's message

What a wonderful month of October we have had. We got lots of sewing done at the Quilt-a-thon for Lavella's community quilts and TWO speakers at our second meeting. We are coming to the end of the year very quickly. Only two meetings left in November and then our December Holiday Luncheon. The year has passed by so quickly, I can't believe it is the beginning of November already.

Sharon Mills



programs and workshops

NOVEMBER PROGRAM

LECTURE: ~ LIFE, LAUGHTER AND QUILTS

Rhonda Montgomery is an extraordinary quilter from Walnut Creek, California. She has a degree in clothing and textiles. Rhonda makes wonderful garments as well as quilts. Her quilts reflect her love for family and friends. Rhonda has a wonderful color sense and whimsical style. Her quilts reflect her great sense of humor. You will enjoy delving into Rhonda's quilts for a morning. Come and enjoy.



Diana Roberts and Mary Wood



No workshop this month ~ Happy Thanksgiving


technique sharing workshops

A special thanks to our very generous 2006 volunteer instructors who presented the Technique Sharing Workshops. Our instructors for this year were Lynn Williams, Melissa Trunick, Phyllis Gallaway, Linda Morand, Diana Roberts, Vandy Noble, Marilyn Swanson, Bob Oliver, Betty Upchurch, Lee Trevelyan, Elizabeth Marrs, Pat Marabella, Linda Sims, and Judith Clark.

The TSW programs will resume at the first guild meeting in January. Watch for the 2007 schedule starting in December on the SRQG website and the TSW poster before or after the guild meetings. Just a reminder, TSWs are free workshops held after most Thursday guild meetings and are approximately an hour in length.

As TSW Program Coordinator, I have had the pleasure of working closely with our guild board, instructors, and members and I want to thank all of you who helped me make the Technique Sharing Workshops happen. Now is a good time to let me know if you have any program requests for 2004. This year is my last year as TSW Program Coordinator and I'm sure next years TSW Program Coordinator will have some great workshops.

All TSWs are held after the guild meetings, last about an hour, and are free. Please join us and learn some new skills and techniques. Sign up for TSW's in the white binder located at the back of the room before and after guild meetings.

 Linda Sims

Do you EQ?

Electric Quilt 6 is coming out in late November. Registered users of EQ5 can upgrade at a reduced cost. See their website www.electricquilt.com for more information. EQ is expanding and offering even more ways to design your quilts. Confused about how to learn the program? The website offers numerous tutorials free.



sew a row program

As you read this, most of the Sew-a-Row projects have been completed, and the remainder will be completed shortly. Don't miss the show on December 7, when we display the completed tops. At that time, we will have a lottery to determine who takes each top home.

It's not too early to start thinking about making a starter row for next year's program. Jan Andrews will be the 2007 chair for the program. Please submit your starter rows to her before Christmas. The rows should be 24-1/2" in length, with height proportional. They may be pieced and/or appliquéd, but should not be just a hunk of fabric (no matter how decorative the print.) Submit your row with at least 1/4 yard of fabric(s) used in your row. In January, these packets will be on display for members to sign up to add a row during one of four periods of 2007. Each period is approximately two months - plenty of time to construct your row. You may sign up for more than one project, and it is not necessary to submit a starter row to be eligible to add a row.

There will be information sheets available during November meetings describing the program in more detail, and providing measurements for the rows.

 Phyllis Gallaway

friendship blocks

Everyone who has had Friendship Blocks done for them and who is in a position to have a finished quilt or quilt top done by the December meeting, PLEASE bring your quilt/quilt top for show and tell to the December meeting.

Also ladies, please turn in your quilt blocks. I have several quilts that are missing only 2 or 3 blocks and people are waiting to be able to finish their quilts.

 Lynn Williams

• **DON'T FORGET!** • **NAME TAG** • **COFFEE MUG** • **LUNCH** • **LIBRARY BOOKS** • **SHOW AND TELL** •

community quilts

The Quilt-a-thon was a huge success. We had plenty of quilts for everyone to work on and about 50 members stayed and helped work on the quilts. Many quilts went home to be completed and after I counted the quilts ready to deliver I still need 115 to reach our goal. If you have quilts at home you are working on please bring them to one of the meetings in November so I can get them all delivered. I will tell you that 1001 quilts is a big goal and I think we will make it again this year. Thanks to all of you we came this far. Just think now you can rest or work on your own projects. I am getting ready to send out letters for donations so if any of you belong to a club or have retired please give me the information and I will send letters to the different organizations. We need additional money to buy batting, flannel and fabric to make all of our wonderful quilts. You cannot believe how much it helps getting the extra funds to help make all of this possible.

Now you can relax and enjoy yourself and I will see all of you in November.



Lavella Cassinelli

membership notes

Our fiscal year is Jan 1st to Dec 31st. Our goal is to have all of the renewal fees and information forms in hand before the end of November. This will help us get the Membership Roster written and published early in the new year.

The Membership Committee asks that each of us fill out an information form that includes address, phone, email address, etc. *This information is not shared with anyone outside the guild; our list is not rented, loaned or sold – ever.* The annual fee is \$30.00, checks made payable to SRQG.

There will be several Member Information forms at every table at the upcoming November meetings, with additional forms at the Membership table. Please plan to pay by check or cash at one of these meetings. The completed forms will only be accepted with payment – unless you are entitled to complimentary membership, i.e., Lifetime Member, etc.

The Committee requests a completed form from every member.

don't forget!

All of the guild's Show and Tell photos and much, much more is available on the [website](#).

And you can get updates via email using the Feedblitz feature. If you have any questions, contact Angie Kiker, our webmistress, she'd be happy to help you out.



fund-raising

Thank you for using the Community Smart and Albertson's Cards at local merchants. To participate in these programs contact me at a guild meeting and I will help you sign up for a card. Thanks for supporting this guild fund raiser. Linda Sims, Program Coordinator for the Community Smart and Albertson's Cards.



Linda Sims

the pointless sisters

The Pointless Sisters is an art quilt group that meets the fourth Tuesday of each month from 10 a.m. to 12 p.m. at the Luther Burbank Art and Garden Center. The group shares their work, discusses new trends and art quilt techniques, and sponsors education programs and challenges. All guild members are welcome to attend the November 28th meeting.

The Pointless Sisters will be having a workshop from 1:00 to 4:00 PM after our November 28th monthly meeting. Linda Morand will be showing us how to use Neocolor II water-soluble wax pastels to paint on fabric. Pointless Sisters will be learning this technique so that we can use it in making our 2007 Opportunity Quilt named Farmer's Market. All Guild members are invited to the workshop, even if you do not plan to work on the opportunity quilt.



Cathy Hansen

library news



One of the most asked for types of books lately has been “table runners.” Carolyn DuPar told me she enjoys making them because they make such nice gifts. Others have mentioned that they add that little extra to their homes for holidays, and brighten the home on just regular days. Table runners take much less fabric than quilts, and depending on the intricacy of the pattern, usually are finished in less time. The last time a guild member requested a book about table runners they were all checked out, but I suggested she might like to look at some of the books in our Folk Art, or Scraps, or Fat Quarters, or Blocks sections. Table runners can be started from an orphan block you may have leftover from a project, or from a block that you experimented with but did not like the size, color, or proportion of, and then start adding borders to fit the size of your particular table. I got to thinking about this and decided to compile lots of ideas for table runners, mainly snippets from current catalogs in my sewing room, and have “authored” and “self published” a one-of-a-kind reference book just for our quilt guild. It is entitled TABLE RUNNER IDEAS (and it is signed by the author!). I invite everyone to add ideas, suggestions, and maybe even photographs of some of the table runners you make. Who knows – this little notebook may be the start of other idea books for our library.

Sometimes I spend a lot of money for a book and upon reading it wonder why. This time I am wondering why more was not charged for this book: COLLABORATIVE QUILTING by Freddy Moran and Gwen Marston. This is a thick book (255 pages) and is FULL of beautiful colored pictures of the brightest, happiest, craziest quilts one can imagine. Mix Freddy’s black and white and reds plus lots of other vibrant colors with Gwen’s uninhibited designs and the results are unique pieces of art that I have a hard time taking my eyes from. Learn the secret of their “parts department” and an innovative way of making units ahead of time then trying to figure out how to fit them into

the puzzle. I so enjoyed the chapters about how the two ladies got together and decided to design and make quilts together; the pictures and descriptions of their two homes and work areas three-quarters of a continent apart; the patterns that are very liberating; EVERY page was exciting. It makes me wish for that one perfect person to pair up to quilt with. But wait! Time and time again I have teamed up with various individuals and groups in our very own quilt guild to sew with and have not only come up with some quilts I could not have done on my own, but made some terrific friends in the process. I can obtain the book for about \$13.50 if you “need” one.

Our Hospitality Chairman, Linda Hooper, requested PERFECT HAND QUILTING WITHOUT PAIN by Liuxin Newman. Linda and I guessed at the pronunciation of the author’s first name. My curiosity got the best of me and I e-mailed the author in Australia. Her husband very quickly wrote back to me: “The X sound in Mandarin is very nearly the same as “sh” in English, so best for us English speakers is to imagine it as Loo-shin with an even accent on each syllable.” That solved, Linda and I studied the book and decided that if Liuxin is ever in our vicinity we must take her quilting class. She has made a complete study of quilting without pain and explains it in a very clear, gentle, and wise manner.

ORGANIZING YOUR CRAFT SPACE by Jo Packham is a little book filled with great artistic pictures and ideas to help you put together your tools, whether they be for quilting (see Freddy Moran’s studio), scrapbooking, beading, stamping, stained glass, stenciling, yarns crafts – all arts which go hand in hand.

Have you been waiting for a Jennifer Chiaverini or Earlene Fowler novel for ages? That wait has been halved as we have received a gift of many of these novels, so now we have second copies!

library news continued

BEAUTIFULLY EMBELLISHED LANDSCAPES – 125 TIPS & TECHNIQUES TO CREATE STUNNING QUILTS by Joyce R. Becker (Start saving that dryer lint!)

BLACK & WHITE QUILTS BY DESIGN by Kay M. Capps Cross (even foundation-pieced penguins)

TESSELLATION QUILTS – SENSATIONAL DESIGNS FROM INTERLOCKING PATTERNS by Christine Porter (complicated-looking quilts made easy – must have a design wall)

QUILT REVIVAL – UPDATED PATTERNS FROM THE 30'S by Nancy Mahoney (love the colors of the quilt on the cover)

LOVER'S KNOT by Emilie Richards (the third novel in the Shenandoah Album series – read the other two first to be introduced to the characters) and QUILT ALONG WITH EMILIE RICHARDS – LOVER'S KNOW (check out both books at the same time to see what the quilts in the novel look like) Donated by Melissa Trunick.

QUILTS SEW QUICK – FAST & EASY QUILTS USING LARGE PRINT FABRICS by Nancy J. Smith and Lynda Milligan (an oldie, but goodie – anonymous donation)

HOLD IT! HOW TO SEW BAGS, TOTES, DUFFELS, POUCHES, & MORE by Nancy Restuccia (a super little book – anonymously donated)

MAKING AN OLD-FASHIONED PATCHWORK SAMPLER ON THE SEWING MACHINE – FULL-SIZE TEMPLATES AND COMPLETE INSTRUCTIONS FOR 24 QUILT BLOCKS by Andrea L. Shedletsky (donated by Dotty Zagar)

CLASSIC AMERICAN PATCHWORK QUILT PATTERNS by Maggie Malone (donated by Dotty Zagar)

KITCHEN STITCH'N – 7 NEW TABLE QUILTS PLUS KITCHEN ACCESSORIES by Anna Laura Reidt (donated by Diana Roberts)

As always, I can never thank all of you enough for helping out with library tasks. I DO have lots to be thankful for!

 Sharon 'the Librarian' Fry



srqg 2006 calendar

november

- 2** General Meeting
Election of 2007 Officers
TSW: Lynn Williams "Majestic Mountains"
- 16** Program ~ Rhonda Montgomery
"Life, Laughter and Quilts"
- 28** Pointless Sisters Art Quilt Group

december

- 7** General Meeting
Holiday Potluck
Gift Exchange
- 14** Joint Board Meeting at Jan Andrews
- 25** **MERRY CHRISTMAS**
HAPPY HANUKKAH through January 1st
- 26** **KWANZAA through January 1st**

the lost art of “making do”

My grandmother made quilts from scraps as did most women of her era, especially during the depression. It was a way to make a warm coverlet for your family without having to spend money to buy a blanket. It was a pleasant pastime and especially challenging when fabric choices were limited.



By Marilyn Swanson

On October 18, 1935, my grandmother wrote in her diary “...finished my 13th w.r. (wedding ring) block under difficulties lacking the plain blue for corners - tho’ pieced some from scraps which was quite a science...”

Obviously she was “making do” as many of us have done. I do it when I run out to the kitchen many evenings and decide what to have for dinner! But what I’m trying to say is, that for *those* ladies during the depression, “making do” was a necessity of life.



I have just a few of her quilts. They were all made of scraps, and although the wedding ring quilt I have (she made the top for my mother) has new fabric for the solid pink and bright blue at each of the corners, all the rings are made from printed scraps and among those, there are many 1 1/2”x 2 pieces that have been pieced together from smaller pieces. Sometimes not the same fabric, but always a similar color. Imagine! And this was not the only wedding ring quilt she made; there were three more for her other daughters-in-law!

Her “Birds in Flight” small quilt that I have is nothing but one and one and one half inch half-square triangles, pieced together by hand. It is made of tiny scraps of cotton, but also includes silk and lightweight wool and rayon. As it has aged, of course, the silk and wool have been the first to deteriorate, but she probably was only concerned about color (actually dark and light) and not thinking about its long term life when she was putting it together!


As I wandered through the PQIF quilt show this year it occurred to me that this was definitely not a show of “making do”. There were very few “scrap quilts”. This was an exhibition of quiltmakers making small (wall) quilts (few were bed size) of expensive fabrics, embellishments, battings and luminous quilting threads made and quilted on expensive sewing machines. They were certainly outstanding works of art, but I kept thinking that the origin of *making a quilt* was to take what you had available and to develop from it not only a warm coverlet, but also the most beautiful, enjoyable creation your talents and imagination could provide.

A few days later I went to see the “Quilts from Gee’s Bend”. What a tribute to the art of “Making Do”! There they were in all their glory for thousands (maybe millions) to see. What is their appeal? I can’t help but think that all of us can relate to these women who took the few pieces of fabric they had and turned them into dynamic statements of individual expression. They used no templates, no patterns and did not run out to the quilt store to buy just the fabric they wanted. They used their leftover dress fabrics, old clothes, sheets and mill ends. The batting was the leftover cotton wool from the local fields, stretched by hand on the feedsack backings. Their design tables were their laps and their tools were their fingers, scissors, needles and thread. The results are stunning! Creations of the heart and mind and soul. These women from Gee’s Bend have proven that utility can become great art when given the opportunity of expression.


Hooray for “Making Do”!

2007 programs preview

Phyllis Gallaway and Vandy Noble will be the Program Chairs for 2008. We hope you will enjoy the slate of quilt guests that we have selected. As usual, programs will be on the third Thursday of the month, except for September (Founders Lunch) and December (Holiday Lunch.) Workshops are scheduled for the Friday following each program, except for November. All workshops will be held at the Luther Burbank Art and Garden Center on 2050 Yulupa, Santa Rosa. Workshops will start promptly at 9 am, so please try to arrive early to get set up before class. Workshops will end between 3:30 and 4:00, which will give us a full 6 hours of workshop time, as well as a 30-60 minute lunch.




[Sharyn Craig](#)




[Debby Kratovil](#)

Every effort will be made by your Program Chairs to have the sign-up sheets, supply lists, samples, and displays available at least 2 months in advance. At this time, you may sign-up for a class if you submit a check for \$30 or put one in the mail the next day. Approximately one month in advance of the workshop, it will be open to non-Guild members.




[Debbie Caffrey](#)

The large display at the rear of the meeting room will be at every meeting. This will include a full list of 2007 programs and workshops, as well as individual workshop information. The Moonlight Quilters list of programs and workshops will also be posted, as they have a similar policy of opening workshops to non-Guild members a month in advance. Now here is the best part: Phyllis and Vandy, had a senior moment and managed to commit themselves to being Program Chair for both Guilds simultaneously, so you may contact them if you have an interest in any MQSC workshops.



[Philomena Durcan](#)



[Pat Speth](#)

A preview of coming attractions, in calendar order: Dale Fleming (6-minute circle), Philomena Durcan (Celtic), Debby Kratovil (*Bold, Black and Beautiful*), Lily Marie Amaru (wave ruler), Pat Speth (*Nickel Quilts*), Lujean Seagal, Debbie Caffrey (*Power Cutting*), Sharyn Craig, Jennie Rayment (fabric twiddler from England), and Don Linn (Mr. Quilt's Quiltamatic.)

What a fantastic lineup of speakers and workshops for 2007. Be sure to sign up and support the hard work Phyllis and Vandy are doing for our guild!!

2006 executive board

2006 ELECTED BOARD

President Sharon Mills
644-1680
Vice President Pam McVey
Treasurer Sandra Chan-Brown
Recording Secretary Judith Clarke
Program Chairs Diana Roberts
Mary Wood
Program Chair Elect Phyllis Gallaway
Vandy Noble
Corresponding Secretary Holly Palma
Parliamentarian Janice Rodgers

Finance (Treasurer)
Friendship Blocks *
Opportunity Quilt Tickets*
MQSC Liaison *
Hospitality*
Library*
Membership*

Sandra Chan-Brown
Lynn Williams
Glenda Ross
Joanie Bellinghausen
Linda Hooper
Sharon Fry
Patricia Kearns
Marilyn Vitale
Meri Kay Gurnee
Jan Andrews
Pat Marabella
Janice Rodgers
Janet Shore
Joanie Bellinghausen
Marjorie Smith
Marilyn Altenbach
Linda Sims
Angie Kiker
Jan Andrews
Mary Wood
Gerrie Congdon

2006 COMMITTEES

Bag Lady Juanita Campbell
Basting Tomi Godwin
Block of the Month Justine Lott
Linda Morand
Boutique* Diane Land
Betty Upchurch
Community Projects* Lavella Cassinelli
Fair Liaison Lee Trevelyan
Pam McVey
Field Trips Melissa Trunick

Newsletter Editor*
Newsletter Circulation
Nominating (Parliamentarian)
NCQC*
Photographer *
Publicity*
Sunshine
TSW (Tech. Sharing)*
Website*

Workshops *
Past President*

* Standing Committee

~AFFILIATES~

DANIELE TODARO

Santa Rosa • 568-3419
www.todaro.com

FABRICATIONS

118 Matheson St.
Healdsburg • 433-6243

HANDMADE MEMORIES

Quilting supplies • Long Arm Quilting
428 S. Main St.
Sebastopol • 829-7648

THE MATERIAL GIRL

FABRICS AND QUILTING SUPPLIES

6119 Old Redwood Highway
Suite B4 (upstairs and left of wig shop)
Santa Rosa 95403
836-0114 • 837-1992
Nicole Cowlin & Maria Matthies
Hours by appointment or website
www.materialgirlfabric.com

NEW PIECES

1597 Solano Ave.
Berkeley • (510)527-6779
www.newpieces.com

PARKSIDE SEWING CENTER

Bernina • New Home • Janome
410 Santa Rosa Avenue
Santa Rosa • 576-1430

PINCUSHION BOUTIQUE

2827 Spafford St.
Davis • (530)758-3488
www.sweettreat.com

THE PLACE THAT SELLS SEWING MACHINES

1462 Mendocino
Santa Rosa • 575-5259
www.theplacethatsellsewingmachines.com

PUMP HOUSE QUILTS

Long Arm Quilting by Vandy
526-7141
vquilter143@hotmail.com

QUILTED ANGEL

200 G Street
Petaluma • 763-0945
www.quiltedangel.com

QUILTED COTTAGE

567 First Street East
Sonoma • 938-3650
www.quilted-cottage.com

THE QUILTED TEDDY BEAR EBAY STORE

Www.stores.ebay.com/The-Quilted-
Teddy-Bear
707-961-6247
qteddycbear@sgeglobal.net

QUILTS & OTHER COMFORTS

Guild ID Number • CA 189
(use this code for a discount on
each order)
www.quiltsonline.com/quilts

RAINBOW FABRICS CRAFTS & THINGS

50 Bolinas Rd.
Fairfax, CA 94930 • 415-459-5100
Rose Tabor, Owner

SHELLY'S QUILTED TREASURES

3925 MAIN ST.
Kelseyville • 278-0206

TEDDY BEAR QUILTS

170 Farmers Lane, # 7
Santa Rosa • 546-0750
teddybearquilts@yahoo.com

VILLAGE SEWING CENTER

210 Coddington Mall
Santa Rosa • 544-7529
www.villagesewing.com

WOLF TRACKS QUILTING STUDIO

Carolyn Wolf
P.O. Box 1367
Sonoma • 938-5090
Wed.- Sat. 10 am to 4 pm
Sunday by Appointment

What's Happening!

November 2006

November 3-4 [South San Francisco Cultural Arts Commission](#) and the Greenhouse Quilters "**A Quilting & Porcelain Doll Show**", SSF Municipal Services Building, 33 Arroyo Drive, SSF.

November 10, 11, 12th - Quilters Quest: Visit 12 Bay Area Quilt shops...Join in the fun, Carpool, take a Bus, go on a walkabout (huh!). A free quilt block at each store, prizes for sure. Get ready for the holidays and be done with your holiday shopping early.

November 17 & 18 - Pioneer Quilters Guild presents "Quiltfest 2006" at the Sunset Community Center in Rocklin, CA. There will be quilts on display & for sale, a boutique, vendors & door prizes. Refreshments & lunch will be available. \$5 admission. For more information call (916)652-5505 or email bajonas@jps.net

For a limited engagement

"**The Quilts of Gee's Bend**" at the deYoung Museum through December 31st, Golden Gate Park, 50 Hagiwara Tea Garden Drive, San Francisco, CA. Visit their [website](#) for more information.

"**Treasures From a Trunk: California Pioneer's Quilts and Textiles,**" at the California Museum, through May 2007. 1020 O Street (in the California Archives Building), Sacramento. Visit their [website](#) for more information.

January 2007

January 17 (10am)- NCQC General Meeting - Meet the Teachers January 27 & 28 - Country Crossroads Quilt Show - Modesto, CA

January 27th-28th [Country Crossroads Quilters](#) Modesto Centre Plaza
Featuring celebrity artist Freddy Moran who will be teaching workshops and signing books
Featured artists: Ruth McCormack and Lois Logsdon
Special display of garden quilts featuring Modesto gardens.
For additional information contact Joyce Compton comptonjoyce@sbcglobal.net (209) 524-6452

February 2007

February 24 & 25 - San Francisco Quilt Guild presents:
SYMPHONY OF COLOR Quilt Show
Saturday, 24th 10AM-5PM
Sunday, 25th 10AM-4PM

Featured Guest Quilt artists: **ALEX ANDERSON**, host of HGTV's Simply Quilts and **LETITIA CHUNG**, SFQG. Quilts / Wearable Arts / SPECIAL EXHIBITS: Quilt Challenge, "Games People Play", Hand quilting Demonstrations by the Dorcas Quilters, Kimono Inspired Quilts, Kids' Corner / Lectures / Merchant Mall/ Member Quilts for Sale / Opportunity Quilt.

CONCOURSE EXHIBITION CENTER - 635 - 8th Street at Brannan St. San Francisco, CA.
\$10 Admission (2 Days) / www.sfqg.org / SFQG P.O. Box 27002, SF, CA 94127/ quilter@rawbw.com

February 24 & 25 PVQA Quilt Show 10-5