



president's message



I had a wonderful time looking at all the beautiful quilts at the Founders' Day luncheon. Thank you to all who brought your quilts for the fair show and tell, the Challenge show and tell and the good old regular show and tell. Thank you also for bringing all the delicious food. Congratulations to Betty Upchurch on receiving the much deserved Honorary Life Member award. We had quite an abundance of sharing that day. Next meeting will be our final quil-tation of the year, one of my favorites meetings. We'll have a short business meeting and then quilt the day away. It's always fun to work together on the community quilts that Lavella works so hard to organize. I'm looking forward to PIQF and getting inspired to try new quilting ideas. And, of course, I always look forward to this newsletter.

Pam McVey

programs and workshops

PROGRAM FOR OCTOBER

LECTURE ~ "TRIALS & TRIBULATIONS OF A TRAVELING 'NIPPER AND TUCKER'"

I attended both of Jennie Rayment's presentations at the Marin quilt show event last month and she had us in stitches! She will be coming to us from England to present "Trials and Tribulations of a Traveling 'Nipper and Tucker'." From tucking, pleating, weaving, twiddling and fiddling, marvel at the wealth of ideas and designs that arise from simple folding techniques!



WORKSHOP ~ "SUDOKU WITH TEXTURE"

The October 19 workshop is "Sudoku with Texture" which will show us "nine ingenious ways to create surface texture and manipulated magic. You can check out Jennie's website at www.JennieRayment.com and click on her gallery to get an idea of what can be done by manipulating fabric! The workshop will be held at the Luther Burbank Art & Garden Center at 9:00 a.m.



(If you can't make this Friday workshop, there may be room in Moonlight Quilters' Saturday workshop - contact Phyllis Gallaway.)



Phyllis Gallaway

Don't forget to visit our website for the latest news!

coming attraction




Our guest on November 15 is Don Linn from Redding. Don has been a professional machine quilter for more than a decade, and has won numerous awards. He specializes in heirloom machine quilting and his work has been featured on *Simply Quilts* and in magazines, books, and patterns featuring clients like Pat Campbell, Sally Collins and Linda Ballard. His program is "Mr. Quilt's Quiltamatic" where huckster Mr. Quilt will try to sell the world's only automatic quilt making machine, in the form of an old style medicine show.

friendship blocks

Making a friendship block is a fun way to try out new techniques without having to commit to a whole quilt. We currently have blocks that feature curved piecing, fusible appliqué and satin stitch. We also have blocks available to create and design yourself using any method you like. Maybe you have been interested in trying embellishments; buttons, beads, baubles or fancy threads. Take a look at our friendship block page to see what is available and get inspired.

If you'd like to put out a request to have blocks made, come see me at the meeting for a list of guidelines and I can help you get started.

Thanks for your participation  Linda Hooper



sew-a-row program

We are midway through our final round of the 2007 Sew-a-Row program and 8 have already been completed by the players and are just waiting their assignment to a new home. They are looking great!

I'm always so amazed when I see the creativity of these projects and how each quilter interprets and works with what was done before she received the quilt.

I'm now collecting starter rows for next years' Sew-a-Rows and I urge you to participate in this fun project before the hustle and bustle of the holiday season is upon us. We have 8 starter rows now and I think that is a great start.

Guidelines:

- Make a starter row 12"-36" wide (mini's are great, too). Please no wider than 36".
- Place it in a bag with at least 1/4 yard of some of the fabrics used in the row to help with continuity.
- Submit to Jan Andrews at any meeting by December 6. (Or make arrangements with me)

Ideas:

- Holiday themes (These get filled quickly)
- Baby and kid-friendly quilts
- Machine embroidery

If you have any questions please contact me, I'd love to have you join in the fun and I'd like to get at least 25 more rows.

Thanks so much!

 Jan Andrews

Meeting Minutes

The minutes of our meetings can be found at the Library table or on our website. Please review them and report any corrections to Pam McVey or Doris Maneke.

• DON'T FORGET! • NAME TAG • COFFEE MUG • LUNCH • LIBRARY BOOKS • SHOW AND TELL •



BOO! A 2007 Sew-a-Row now completed. The starter row BOO! By Sandy Chan Brown.

Other participants:

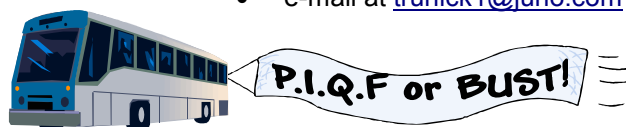
Lynn Williams, Nancy McDermott, Holly Palma and Susan Silvey. Who will be the lucky winner?

pacific international quilt festival

SRQG BUS TRIP

THURSDAY, OCT. 11TH, 2007

- Check-in is at 7:15 a.m. The charter bus will leave from the **PARK AND RIDE LOT UNDER HIGHWAY 12 BETWEEN THE FAIRGROUNDS AND THE VETS BLDG.** Return is at 8:30 p.m. You may leave your car in the lot.
- A second pick-up will be the **HIGHWAY 101 / ROHNERT PARK EXPRESSWAY SOUTHBOUND OFF RAMP PARK AND RIDE LOT** at 7:40 a.m.
- Please feel free to bring a personal cooler/bag lunch and dinner, etc. You may return to the bus mid-day to eat and drop off purchases. (Food is available for purchase at the center.) We will NOT stop for dinner so please bring a sack meal.
- Practical advice: wear comfortable walking shoes, bring a camera (with film and batteries), a tote bag / backpack / fanny pack and mailing labels to quickly fill out raffle tickets. Please bring your MEDICINE, cash, checks, credit cards, etc.
- **Cost for the trip is \$35.00 for SRQG members and \$40.00 for non-members. Please make check payable to: SRQG** and mail to Melissa Trunick, 10 Wilcox Rd., Windsor, CA 95492.
- Fee includes: charter bus transportation, parking and bridge tolls, 4 day wristband to PIQF, tip for the driver and lots of fun.
- Questions??? Please call Melissa at 838-3316 or
 - e-mail at trunick1@juno.com



technique sharing workshops

We have two technique sharing workshops for November the 1st. Lavella will be teaching the basic baby quilt class for the charity quilts. Carolyn Poage will be teaching how to design a border for an applique quilt. These are the free workshops that take place after the meetings. The sign ups are in the back of the room under the TSW board.

Thanks to Kathy Hannan for teaching paper piecing. Thanks to all of the teachers who participated in 2006 and 2007.

Also many thanks to Holly Palma who made our beautiful board and sign up sheets.

 Diana Roberts



the Material Girl
FABRICS AND QUILTING SUPPLIES
(707)836-0114
Nicole Cowlin, Proprietor
6119 Old Redwood Hwy. B1
Santa Rosa, Ca. 95403
www.materialgirlfabric.com
Classes & Vintage Gifts Mon-Sat 10 - 6, Sundays 12 - 5

Don't forget to visit our website for the latest news!

library news

Some people wish for a long-arm quilting machine – I wished for – and RECEIVED-- a long-arm stapler! Every once-in-a-while a library book or magazine will need some surgery that my regular desktop stapler could not handle. Thanks to our talented, generous, very efficient Recording Secretary, Doris Maneke, our library now has adopted and made a new home for this very helpful tool. If you ever notice one of your own books needing assistance, or have other little projects that require such a device, bring it to guild! It takes regular staples. Thanks, Doris!

This may be the shortest library newsletter I have ever written! There are very few new books to purchase right now because the publishers are waiting to introduce quilting books at the Houston show. So, today is a bit of a vacation day for me.

FUN WITH ONE BLOCK QUILTS – 12 PROJECTS IN MULTIPLE SIZES FROM 1 SIMPLE BLOCK by Cheryl Malkowski uses a simple triangle to make “Y” blocks for complicated-looking projects, including the very popular table runners. Twisting and turning the blocks can create stars, pinwheels, windmills, and more designs. Others have addressed “Y” triangle blocks before, but this author has figured out how to make them so that the seams nest together cozily. If you, like so many of your fellow guild members, are have trouble making that perfect ¼ inch seam allowance, check out page 5.

SIMPLE CHENILLE QUILTS – BLOCK BY BLOCK – REVERSIBLE! by Amy Whalen Helmkamp is a little different from our other chenille books because these projects are done in small parts that are then sewn together for the final size. It is also different because the author shows how to add “soft-edge-applique.” And it is different because of the reversible technique. The techniques are easy, but I must warn you – you are encouraged to use UNwashed fabrics for the best success for making the blocks fuzzy and fluffy. Amy does include hints for purchasing products to have on hand in case the fabrics run. You definitely do take a chance with bleeding fabrics, but maybe it will add a different effect to your project.


With over 1900 books in our library we are very creative in storing them. If you do not see what you wish on the cart, be sure to ask someone in the library corner to show you our two cabinets full of books plus the cupboard that stores our magazines. Don't forget that we have a laptop computer that was very generously donated by Jan Andrews set up in the back of the room to help figure out if we have the book you are looking for.



Check out lots and lots of books – and bring them back at the very next meeting --- pleeeeeeeze.

Let me know if you desire a particular book for the library (or for yourself).

Got extra time? People in the library corner can help direct your talents for five minutes, or five hours.

 Sharon 'the Librarian' Fry



QUILTED COTTAGE



fabrics-classes-gifts
longarm quilting

567 First Street East
Sonoma, CA 95476
(707) 938-3650

Diana Nissim
Maureen Burns

Board Meeting

Thursday October 25th 10:00 a.m.
Family Room Scottish Rite Temple

DON'T BE SPOOKED!

Lavella is having our final Quilt-A-Thon of 2007
Thursday, October 4th
(following a *very short* business meeting)

Please bring your sewing machine

~ Or ~

Hand sewing supplies

Join us for a day of sewing, chatting and good times!

srqg 2007 calendar

OCTOBER

- 4 **Quilt-A-Thon**
Officer Nominations
- 11 **Bus Trip to PIQF**
- 11-14 **Pacific International Quilt Festival**
- 18 **Program ~**
Jennie Rayment ~
"Twiddling and Fiddling with Texture"
- 19 **Workshop ~**
Jennie Rayment ~ "Sudoku With Texture"

NOVEMBER

- 1 **General Meeting**
Election of 2008 Officers
Sew-A-Row Due Date
TSWs:
Lavella Cassinelli~"How to Make a Baby Quilt"
Carolyn Poage~"Designing Applique Borders"
- 15 **Program ~**
Don Linn "Mr. Quilt's Quiltamatic"
- 22 **Happy Thanksgiving!**

Don't forget to visit our website for the latest news!

2007 executive board

2007 ELECTED BOARD

President	Pam McVey
Vice President	Linda Hooper
Treasurer	Sandra Chan-Brown
Recording Secretary	Doris Maneke
Program Chairs	Phyllis Gallaway
	Vandy Noble
Program Chair Elect	Denise Raney / Janet Shore
	Mary Wood
Corresponding Secretary	Meri Kay Gurnee
Parliamentarian	Janice Rodgers

2007 COMMITTEES

Bag Lady	Juanita Campbell
Basting	Tomi Godwin
Block of the Month	Kathy Hannan
	Justine Lott
Boutique*	Pam Beebe
Community Projects*	Lavella Cassinelli
Fair Liaison	Lee Trevelyan
Field Trips	Melissa Trunick
Finance (Treasurer)	Sandra Chan-Brown

Friendship Blocks *
Opportunity Quilt Tickets*
MQSC Liaison *
Hospitality*
Library*
Membership*

Newsletter Editor*
Newsletter Circulation
Nominating (Parliamentarian)
NCQC Liaison*
Photographer *
Publicity*
Sunshine
TSW (Tech. Sharing)

Website*
Workshops
Past President*

Linda Hooper
Glenda Ross
Joanie Bellinghausen
Barbara Cortelyou
Sharon Fry
Marilyn Vitali
Janice Juul
Judy Bello
Jan Andrews
Pat Marabella
Janice Rodgers
Janet Shore
Joanie Bellinghausen
Vacant
Jenine Giblin
Diana Roberts
Holly Palma
Angie Kiker
Phyllis Gallaway
Sharon Mills

* Standing Committee

~AFFILIATES~

ANGIE'S CUSTOM QUILTING

P.O. Box 517
Talmage, CA 94581 • (707)462-7411
Angela Thornton
lazykt@pacific.net

FABRICATIONS

118 Matheson St.
Healdsburg • 433-6243
fabrications1@aol.com

HANDMADE MEMORIES

MACHINE QUILTING

Long Arm Quilting
Sebastopol • 829-7648

THE MATERIAL GIRL

FABRICS AND QUILTING SUPPLIES

6119 Old Redwood Hwy., Ste. B1
Santa Rosa 95403
836-0114 • 837-1992
www.materialgirlfabric.com

NEW PIECES

1597 Solano Ave.
Berkeley, CA 94707
(510)527-6779
www.newpieces.com

PARKSIDE SEWING CENTER

Bernina • New Home • Janome
410 Santa Rosa Avenue
Santa Rosa • 576-1430

PINCUSHION BOUTIQUE

2827 Spafford St.
Davis • (530)758-3488
www.sweettreat.com

THE PLACE THAT SELLS

SEWING MACHINES

1462 Mendocino Ave
Santa Rosa • 575-5259
www.mytptssm.com

QUILTED ANGEL

200 G Street
Petaluma • 763-0945
www.quiltedangel.com

QUILTED COTTAGE

567 First Street East
Sonoma • 938-3650
www.quilted-cottage.com

**Please patronize our
Affiliate Members**

**Check your roster for business
hours and more information**

THE QUILTED VINE

170 Farmers Lane, # 7
Santa Rosa • 546-0750
lynda@quiltedvine.com
www.quiltedvine.com

QUILTS & OTHER COMFORTS

Guild ID Number • CA 189
(use this code for a discount on each order)
www.quiltsonline.com/quilts

SHELLEY'S QUILTED TREASURES

3925 MAIN ST.
Kelseyville, CA 95451
www.shellesqt.com
279-0324

TOPSTITCHERS

421 SECOND STREET
Petaluma • 775-3661

VILLAGE SEWING CENTER

210 Coddington Mall
Santa Rosa • 544-7529
www.villagesewing.com

WOLF TRACKS

QUILTING STUDIO

Carolyn Wolf
P.O. Box 1367
Sonoma • 938-5090
www.wolftracksquiltingstudio.com
wolftrax@sonic.net

SANTA ROSA QUILT GUILD 2008 MEMBERSHIP

Please print when filling out the following form for membership in the guild. Your name, address, etc., will be added to the membership roster when next published. This information is strictly for guild business and news.

Today's Date: _____

Check # _____

NAME: _____ Phone: (____) _____

ADDRESS: _____

CITY _____ STATE _____ ZIP _____ - _____

EMAIL ADDRESS: _____

Please use **UPPER CASE BLOCK LETTERS** unless lower case is actually in the address.

Send newsletter and guild news online: YES _____ NO _____

Membership dues are due by January 1, 2008.

Please send check for \$30 made payable to **SRQG**.

To: Janice Juul
SRQG Membership Committee
8504 Quail Haven Lane
Sebastopol, CA 95472

For Administrative Use	
Membership	
Memb. Card	
Database	
Roster	

Members: Please use this form to make any changes to your roster information.

Membership 2008

Its that time of year again, and we are asking that all members fill out a new information form when paying dues for 2008.

Dues may be paid at any meeting, or by mailing a check to Janice Juul at the address listed on the form. We ask that dues be paid by check rather than with cash and appreciate your cooperation.

Thank you.



A new year also brings a new slate of officers and elections are coming up soon, and you may be asked by our newly elected President to help out on a committee.

Serving on a committee not only helps the President and the Guild, but will help you get to know more people and feel at home in the Santa Rosa Quilt Guild.

So, if asked, consider taking a position—you'll be glad you did!



Ladies of the Lake

6th Annual

Falling Leaves Quilt Show

October 6th and 7th, 2007
Saturday 10-6 and Sunday 10-4

Lake County Fairgrounds
401 Martin St., Lakeport

Featured Artists Mendocino Quilt Artists Guild
Judged open entry show of 200+ quilts
Vendors and demonstrations

Donation \$6.00/ \$2.00 under 12



What's Happening!

October

October 6th-7th - Ladies of the Lake "Falling Leaves" Quilt Show

See ad on the previous page.

October 6th-7th Merced Gateway Quilters' Guild "Gateway Quilters' Guild 2007 Harvest of Quilts"

2 day Biennial quilt show of over 130 new quilts from the San Joaquin Valley. Will have vendors, featured artist Kathy Cavanaugh, Hoffman Quilt and Doll Challenges, boutique, opportunity quilt, lunch for sale, door prizes, vignettes, demos, and quilting with and for kids. Show held same weekend as "Big Valley Arts and Culture Festival" downtown Merced (Sat only).

Location: Merced County Fairgrounds Pavilion 900 Martin Luther King Way Merced, Ca 9534

Contact: Lori Nelson 209 383 9054, ma2doc@aol.com

Web Site Link: GatewayQuiltersGuild.org

October 21-22 Delta Quilters Annual Quilt Show

Oct. 21 & 22, 2005. Saturday hours 10am-5pm and Sunday 10am-4pm. Over 200 quilts, wearable art and accessories, general store, quilting and other vendors. Live demonstration and food! Free parking. Admission donation, Adults \$6.00. Under 8/over 80 free.

Location: Contra Costa Fairgrounds, Antioch, California

Contact: Rita Cappola ritacappola@sbcglobal.net

November 2007

November 2nd - 3rd Pioneer Quilter' Guild Quilt Show

Quiltfest 2007, 10:00am -5:00pm

New Location: Maidu Community Center, 1550 Maidu Drive, Roseville, CA

Quilt Show, Boutique, Quilts for Sale, Vendors and Door Prizes

Admission: \$6.00

Additional information (916) 652-6606 or bajonas@jps.net

Ongoing

Treasure From a Trunk: California Pioneers' Textiles and Quilts

The California Museum for History, Women and the Arts, 1020 O St., Sacramento, CA

(916)653-7524. A few of the treasures include: a baby coverlet made by Tamsen Donner (who perished in 1847 en route to California with the Donner Party). Through June,2008.

International Quilt Festival

Is coming to California!! July 25-27, 2008, International Quilt Festival will be holding a session in Long Beach! This is a great opportunity for those who don't want to travel to Houston.

If you are interested in receiving a free flyer, an enrollment brochure and postcard (a \$10 value), please contact Jan Andrews msjanquilts@comcast.net to sign up. They are asking that the information be provided from the guild in list form, but we can't do that without your permission. Deadline is November 1,2007.

PAPERWORK!

Do you need to submit a deposit to our Treasurer?

Do you need to request a reimbursement?

Now you can print up your own forms to prepare before the next meeting!

Here's how:

Simply select *PRINT* from the *FILE* drop-down menu.

A box will appear and on the left side there will be a section entitled *PRINT RANGE*.

You may choose one of two ways to print the forms:

1. Check *CURRENT PAGE* if the page indicator at the bottom is showing the correct page for the forms.
2. Check the box for *PAGES* ____ *TO* ____
And insert the number of the page you

SRQG DEPOSIT TURN-IN

Thank you for making sure the following information is complete:

FUNDS FROM: _____
(your name)

FUNDS FOR: _____

AMOUNT IN COINS: _____

AMOUNT IN CURRENCY: _____

TOTAL AMOUNT IN CHECKS: _____

NUMBER OF CHECKS: _____

TOTAL: _____

SRQG REIMBURSEMENT REQUEST

Make check payable to: _____ Amount: \$ _____

Receipt must be attached.

Reimbursement is for: _____

Date: _____ Requested By: _____

Signature of Chair/Event Coordinator: _____

Please check one of the following budget categories:

- | | | | |
|---|---|--|--|
| <input type="checkbox"/> Block of the Month | <input type="checkbox"/> Library | <input type="checkbox"/> Newsletter | <input type="checkbox"/> Sunshine |
| <input type="checkbox"/> Boutique | <input type="checkbox"/> Membership | <input type="checkbox"/> Opportunity Quilt | <input type="checkbox"/> TSW |
| <input type="checkbox"/> Community Quilts | <input type="checkbox"/> Misc. Office Expense
(Treas., Corresp. Sec) | <input type="checkbox"/> Programs | <input type="checkbox"/> UFO Challenge |
| <input type="checkbox"/> Fair Awards | | <input type="checkbox"/> Publicity | <input type="checkbox"/> Workshop |
| <input type="checkbox"/> Hospitality | <input type="checkbox"/> NCQC Travel | <input type="checkbox"/> Quilt Challenge | <input type="checkbox"/> Other: _____ |