



Stitch 'n Times

October 2008 • Vol. 33 • No. 9

president's message



We had a lovely celebration of our thirty two years in existence at the Founders' Day Luncheon. The fair show and tell quilts were wonderful and it was nice to see old friends and meet new ones. I really enjoyed the VOTE 2008 quilts. Thank you to all who organized the challenge and all who participated. Some of you are very ingenious and there weren't any rotten tomatoes thrown. Yeah! Interesting times we live in right now. It's nice to have somewhere to go where we all speak the same language...QUILTING!!! Fall is always a busy time with our last Quiltathon and PQF, and I'm looking forward to lots of opportunities to get together with all of you and cooler days.

Pam McVey

2009 programs & workshops

January 15-16	Judy Mathieson	Moving to Sebastopol Mariner's Compass; Split to the Center
February 19-20	Judy Mullin	Quilts Then and Now More Than a Vest
March 19-20	Andi Perejda	Quilting Designs; Styles and Textures Make Your Own Garden
April 16-17	Judy Sisneros	Imagination and Inspiration Curves Around the Rectangle
May 21-22	Sally Collins	Borders, Bindings, and Edges Pieced Baskets
June 18-19	Lily Marie Amaru	Trunk Show WaveRuler System
July 16-17	Nancy Pinkston	Square in a Square Quilting System
August 20-21	Cindy Needham	Thread Facts & Fiction Whole Cloth Linen
September 17		Founder's Day Luncheon
October 15-16	Diana Roberts	Sew, How Did I Get Here From There? Landscaping
November 19-20	Diane Steele	Collecting Antique Quilts One Block Wonder; A Kaleidoscope of Fun

technique sharing workshops

Many thanks to our recent teachers: Marilyn Swanson, Mitzi Dowling, Juanita Campbell, and Suzanne Havens, who all shared their expertise and enthusiasm with us.

Our next Technique Sharing Workshop (or TSW for short), will take place at the Luther Burbank Art & Garden Center during the 5th Thursday Retreat on Oct. 30th, at 10am, when Diana Roberts will teach us "WALKING FOOT MACHINE QUILTING FOR BABY QUILTS." The retreat is open from 8:30 - 3:30 (it is free and you can come any time and work on community quilts, the boutique, wheelchair bags, or your own projects). The TSW class will start at 10am. Bring your machine, thread and a walking foot that fits on your machine. You need to see your sewing machine dealer ahead of time to purchase a walking foot if you do not have one. Community Quilts always needs more help quilting the many quilts our guild likes to donate, so this is a wonderful way to learn a new technique and then use it often to help the guild and all the charities we like to support. The price of the TSW is to machine quilt at least one baby quilt, and hopefully many more!


In November we will be back at the Scottish Rite Temple for two TSWs following our regular meetings. On Nov. 6th, Pam Brown will teach "BEAUTIFUL ENVELOPES & GIFT BAGS FROM RECYCLED CALENDARS." That says it all doesn't it? But really...do you have beautiful quilt calendars you could not bear to throw away?? Turn them into wonderful envelopes and mini gift bags to delight your quilting friends. Pam will bring a variety of templates and a stack of calendars for you to try. Quick, easy and addictive! Bonus: Those tiny photos on the back of the calendar?? Turn them into small gift cards or magnets! Any of the quilt or scenic 12" calendars work well - single large images do not work as well. Bring paper scissors, ballpoint pen, ruler and template plastic if you want to make

your own set of templates for future use. See the TSW page on the website for a detailed supply list and notes.

On Nov. 20th, Linda Hooper has created a great "Quick Holiday Project" to share with us, in this "EASY HOLIDAY TABLE RUNNER," made out of a simple strip set. These are so fun and quick to make you will want to create one for every season. Approximate finished size is 34 x 12. Supply list will be posted on the website closer to the workshop date.



TSWs are free and usually take place at our guild meetings, following lunch. These workshops, led by our own members on a volunteer basis, give our members a chance to share, learn and practice various special techniques related to quilting. We are currently developing our TSW calendar for 2009, so please let me know soon if you are interested in teaching a TSW or have an idea for a TSW you would like to learn.

 Tera Antaree

le Meeting Minutes

The minutes of our meetings can be found at the Library table or on our website. Please review them and report any corrections to Pam McVey or Linda Emis..

Quilted Vine

Lynda McLean
170 Farmers Lane #7
Santa Rosa, CA
(707) 546-0750
Lynda@QuiltedVine.com
www.QuiltedVine.com

Material Girl
FABRICS AND QUILTING SUPPLIES

(707) 836-0114
Nicole Cowlin, Proprietor
6119 Old Redwood Hwy, B1
Santa Rosa, Ca. 95403
www.materialgirlfabric.com

Classes & Vintage Gifts Mon-Sat 10 - 6, Sundays 12 - 5

2008 guild challenge

Wow - where else can more than a hundred women gather with opposing political views and after having a generous meal, laugh, eat chocolate and vote on the wonderful display of Quilters' statements in our favorite medium -- fabric. Well, of course, at our wonderful annual Guild Luncheon September 17th where the contest 'was on' and everyone voted for their favorite three quilts in the 2008 Challenge.



The Challenge? Make your quilted item and place "VOTE 2008" somewhere on it.

Our most valiant and excellent participants created amazing quilts were (in random order) Alice Friesen, Genie Becker,

Linda Hooper (3rd place!), Georgiann Morrissey, Rhonda Denny, Linda Ziemer, Dotty Zagar, Karen Boscolo, Sharon Fry, Shirley Ziolkowski (2nd Place!), Jan Andrews, Janice Rodgers, Joy McGoran, Cora Moore, Carolle LeMonnier (1st Place!), Joanie Bellinghausen, Mary Wood, Gale Davis, Cathy Ortelte, and Selma Sklar.

You can see their wonderful works on our guild website's Show and Tell page. Thank you, all - it was fun! from the committee - Joanie Bellinghausen, Kathy Hannan, Carolle LeMonnier and Georgiann Morrissey

QUILTED COTTAGE

Diana Nissim
567 First Street East
Sonoma, CA 95476
(707) 938-3650
<http://www.quilted-cottage.com/>
Mon.-Sat. 10-5 and Sun. 12-4



New EasyDisplay quilt hangers are a great gift for yourself!

community quilts

The time has come for our last quilt-a-thon of the year. Please set aside October 2, 2008 and plan to join us for this exciting day. I want to thank all of you who have worked on our Community Quilt project. We have delivered 960 quilts to date. What an accomplishment! Do you think we can beat last years total of 1106?

Many thanks to everyone who brought in finished tops so that I could have them ready for the big day. Also please plan to stay and help work on the quilts. This is when the quilts all come together so that they can be delivered. I need many people to bring their sewing machines or sergers. A walking foot and quilting

960
QUILTS

foot are great to have, and I also need members to press the tops, pin the sandwiched quilts, trim and turn the quilts. Hand stitchers are always needed for various duties. I will also need help setting up before our meeting and clean up after we are done. Please bring sewing equipment like scissors, thimble, needles, etc. I have some on hand but never enough.

I want to thank all of you who work so tirelessly to make all of this possible. This is a great way for the new members to get acquainted and see the different steps involved in completing our quilts. We will have a great day visiting and doing something really wonderful for our community..



Lavella Cassinelli

pointless sisters

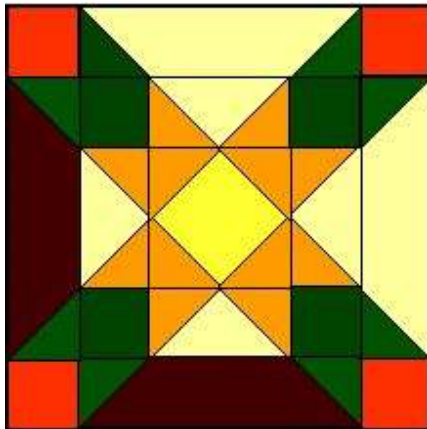
The Pointless Sisters art quilt group meets the fourth Tuesday of each month from 10 a.m. to 12 p.m. at the Luther Burbank Garden Center, 2050 Yulupa Avenue in Santa Rosa. The group shares their work, discusses new trends and art quilt techniques, provides education programs and sponsors challenges. All guild members interested in art quilting are invited to join us at our October 28th meeting. The annual membership fee is \$30.



Linda Sims

block of the month

The HARVEST STAR is our October Block of the Month. An easy pattern in Oranges, Dark Green and Rust tones, when put together it with other blocks it forms a TRELLIS STAR pattern with leaves and flowers. You will



find the pattern on the Block-of-the-Month page on our Guild website - www.santarosaquiltguild.org. Bring your sewn block(s) to the November 6th meeting to have a chance to win the drawing for all the blocks sewn! And bring any extra for our Community Quilts! We will be sewing some of our extra blocks into Community Quilt Tops at our next meeting October 16th -- come join in!

The schedule of remaining due dates for the Block-of-the-Month for 2008:

- November 6th - BOM October Block due
 - December 4th - BOM November Block due
 - January 8, 2009 - BOM December Block due
- Happy Sewing!



Kathy Hannan & Justine Lott

Thank you
Denise Raney
and
Mary Wood
for a great year of
programs and workshops!

moonlight quilters

Moonlight Quilters of Sonoma County is an evening quilt guild meeting on the first and third Wednesdays of each month except July and August at 7:00 pm at the Veteran's Memorial Building, 1351 Maple Ave., Santa Rosa.



October:

Oct 15—Program - Colleen Granger "Quilting is Cheaper than Therapy"

www.sewlittletimequilting.com

November:

Nov. 5th~Crafts Boutique-shop for the holidays with crafts made by members.

Nov. 19th-Joe Cunningham ~ "Musical Quilt Show" see his website: Joe the Quilter for more information.

community smart card

Quilters participating in this fundraiser please check your card to see if it is expired or will soon expire. I will be ordering cards the second week of October, but you must let me know if you want one. Cards cost \$3.50 and are good for two years. Help the guild and use a Community Smart Card at local merchants. All you do is show or swipe your Community Smart Card before paying for your purchase and the merchant makes a contribution to our guild. Don't forget to use your Community Smart cards at the following merchants: Coddington Baskin-Robbins, Friedman's Home Improvement, Santa Rosa Shoes, the Snoopy Gallery, and many more. Merchants participating will make a donation in your name to our guild. To see a full list of merchants go to SRQG website blog or ask your local merchant if they participate. Get a Community Smart Card and participate in this fund raise by contacting me at guild meetings or by email at dreamgarden2@comcast.net



Linda Sims

We Need You!

The first of the new year brings a new slate of officers and our new president will need to fill committee positions listed on page 7 of the newsletter. Taking a committee position is a great way to get to know new people and help our guild run smoothly, so check the list and **volunteer!**

library news

Our guild library continues to grow (now over 2,000 books, plus tons of periodicals) with the support of our Silent Auction Table and the 50/50 Drawing. The library cannot function without the assistance of many, many people. If you have an extra five minutes to volunteer, we train on the spot. If you are new to the guild, ask to learn more about how our library can help you. There is never enough time during my book introductions to fill you in on all of the details.

Our July speaker, Rita Hutchens, generously donated her CD TOTALLY TUBULAR (Half-square Triangles and Sawtooth Borders) for our library. This CD can be viewed on a computer fit with a program of Windows 98 or more current. The CD is packed with information for everyone from a beginner to the most advanced quilter.

Our copy of the TOTALLY TUBULAR QUILTS book grew legs and walked away from our quilt guild before Rita even spoke to our guild. I was hoping that the book would be returned, but since it was not, and because there were so many on the reserve list, I ordered another copy for our library. If the person who borrowed the book suddenly realizes that it has a pretty "Property of Santa Rosa Quilt Guild" label on the binding of the book, an envelope inside the front cover to hold the check-out card, and sees that it is stamped "Property of Santa Rosa Quilt Guild" inside the front cover, then maybe the book can be returned to the library table – no questions asked. It is such a popular book that the extra copy will be useful to have.

CREATE YOUR OWN HAND-PRINTED CLOTH – Stamp, Screen & Stencil with Everyday Objects by Rayna Gillman – Create one-of-a-kind cloth with objects you find at home or in the hardware store. Use these techniques on cotton, silk, or rayon. There are no mistakes – if the fabric you create is just too ugly to live, cut it up into little pieces to piece back together, incorporate it into the backing for a quilt, use it for gift wrap, give it away – nothing lost. Every page is filled with lots of colored photo examples, many tips, and great instructions. This book is just the beginning of what we can do!

Joanie Bellinghausen asked if I would obtain Mary Lou Weidman's FLOWER POWER book. While looking for the book I came across Mary Lou's HOOCHY MAMA QUILTS book and decided that we should be treated to both. Just the title

HOOCHY MAMA makes me laugh. Say it a few times – it is fun! And fun is what Mary Lou is all about. I had the privilege of hosting Mary Lou when she spoke at our guild many years ago. Everywhere she looked she saw inspiration for one of her

story quilts, and I caught her fever. I discovered that maybe her extra energy came from Starbuck's as she lives in Washington state. At the time she stayed with me here in Sonoma we had no Starbuck's, and she suffered greatly. Her books encourage "wonky" points, but for the perfectionist in us, she also shows us how to be precise with her patterns. Mary Lou's quilts are always colorful. We have her first three books in our library. You will recognize the UNCLE SAM WANTS YOU TO QUILT quilt that Carolle LeMonnier made to advertise this year's Guild Challenge from one of Mary Lou's earlier books. I could not resist treating our three members of this year's Challenge to Mary Lou's pin featuring that cute quilt. I believe we had the most participation in this challenge in our history. What a super job Carolle, Joanie Bellinghausen, and Kathy Hannan did! And thanks to Joanie for being an extra set of eyes for our library acquisitions! I am always thankful for all the help I can get.

Just in time for Halloween a darling little book has been donated, and I am definitely putting Jan Andrews name first on the Reserve List as she our guild's Queen of Halloween (but that does NOT make her a Witch!). FRIGHTFULLY CRAZY by The Buggy Barn caught my eye with the wonky pieced candy corn border on the cover. Inside the front cover is a cute quilt of cats that would even make my three felines laugh. I also am bewitched by the quilt inside the back cover – witches riding brooms under a cheddar moon.

MAKING HISTORY – QUILTS & FABRIC FROM 1890-1970 – 9 Reproduction Quilt Projects, Historic Notes & Photographs, Dating Your Quilts by Barbara Brackman - her second book about fabric and its influence on the look of American quilts. As always, Barbara is very thorough with her research and includes lots of historic pictures.



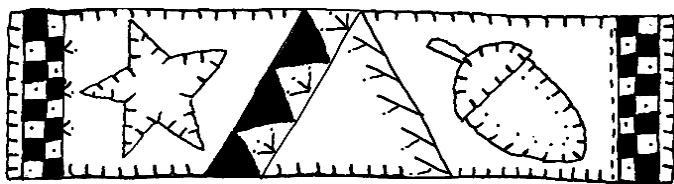
membership renewal

RENEWAL TIME!

We ask that all members fill out a new information form when paying 2009 dues. Dues may be paid at any meeting through the end of 2008 or by mailing your check and information form to the SRQG PO Box. We ask that dues be paid by check rather than with cash and appreciate your cooperation.

You may download a form from the [SRQG website](#) and mail with your check to:

**Santa Rosa Quilt Guild
P.O. Box 9251
Santa Rosa, CA 95405**



friendship blocks

The weather is getting cooler and I know a lot of us will be spending more time in our sewing rooms. How about working on a friendship block. When you sign up to do a block, you are only committing yourself to do that one block, nothing else, which makes friendship blocks a fun way to try a new method, or use up some of your scraps.

Right now we have a birdhouse block for Marian Fryer. The instructions are simple; just make a block any size square or rectangle from 6 ½ to 12 ½ inches featuring a birdhouse. For more details see our friendship block page on our website.

If you would like to submit a request to have blocks made for you, come see me at the meetings or email me and I'll help you get started.

Remember, if you have blocks that are due, please try to get them turned in as soon as possible. Thank you.



Linda Hooper

Library News continued

12 DAYS OF CHRISTMAS by Nancy Halvorsen – Choose to make all twelve blocks and put them into a quilt, or maybe make one for a wall quilt, another for a pillow – whatever time allows. Also included are patterns for aprons, tea towels, fingertip hot mitts, pear pincushions, a table runner, and a unique fabric “countdown ‘til Christmas” project. This is a skinny little book that is fat with ideas.

Sharon Mills requested GARDEN TWIST QUILTS by Sharon Yenter. This is another small book that is packed with great information. This “twist” pattern is actually the very first quilt that I made in a class taught by Trudie Hughes in Milwaukee, Wisconsin, way back in the late 1970’s. It is a great pattern that looks complicated to make, but is actually very, very easy. Besides instructions for every size from crib/lap to queen/king, there is also a pattern for a pillow and a garden wreath wall quilt to complete the ensembles.

When Pam Brown mentioned that she is working on a black and white butterfly project I wondered if A BLACK & WHITE GARDEN by Kay M. Capps Cross would be helpful to her. There are simple patterns for a tulip, sunflower, coneflower, bird of paradise, and more flowers.

After Juanita Campbell’s TSW (Technique Sharing Workshop) on September 3, there was a new interest in our collection of Hawaiian books. I have added three new titles, all by the same author, Poakalani Serrao: POAKALANI HAWAIIAN QUILT CUSHION PATTERNS & DESIGNS – FIFTEEN ORIGINAL BLOCK PATTERNS AND DESIGNS FOR BOTH THE EXPERIENCED AND BEGINNING QUILTER - - Volumes Three AND Four, and THE HAWAIIAN QUILT – THE TRADITION CONTINUES.

There is no limit to the number of items you may check out at a time, but it is really appreciated if you return them all at the very next meeting as there is quite often another person waiting to check out the book or magazine.



Sharon ‘The Librarian’ Fry

Board Meeting

Thursday October 23rd at 10:00 am
Family Room, Scottish Rite Temple

2008 executive board

2008 ELECTED BOARD

President	Pam McVey
Vice President	Linda Hooper
Treasurer	Jan Head
Recording Secretary	Linda Emis
Program Chairs	Denise Raney
	Mary Wood
Program Chair Elect	Janice Rodgers
	Genie Becker
Corresponding Secretary	Meri Kay Gurnee
Parliamentarian	Holly Palma

2008 COMMITTEES

Bag Lady	Juanita Campbell
Basting	Tomi Godwin
Block of the Month	Kathy Hannan
	Justine Lott
Boutique*	Pam Beebe
Community Projects*	Lavella Cassinelli
Fair Liaison	Lee Trevelyan
Field Trips	Melissa Trunick
Finance (Treasurer)	Jan Head
Friendship Blocks *	Linda Hooper
Historian*	Sharon Fry

Hospitality*
Library*
Membership*

MQSC Liaison *
Opportunity Quilt Tickets*
Newsletter Editor*
Newsletter Circulation
Newsletter Proofreading
Nominating (Parliamentarian)
NCQC Liaison*

Photographer *
Publicity*
Sunshine
TSW (Tech. Sharing)

Website*
Workshops
Past President*

Barbara Cortelyou
Sharon Fry
Sandy Chan Brown
Anne Dondero
Pam Brown
Phyllis Galloway
Glenda Ross
Jan Andrews
Pat Marabella
Diana Roberts
Holly Palma
Janice Rodgers
Genie Becker
Kat Stephens
Vacant
Jenine Giblin
Tera Antaree
Janet Shore
Linda Hooper
Mary Wood
Sharon Mills

* Standing Committee

LIBRARY BOOKS

LUNCH

NO PETS

NO PERFUME

Don't Forget!

NAME TAG

SHOW AND TELL

COFFEE MUG

srqg 2008 calendar

OCTOBER

16 Program Meeting

Play Day for those not attending PIQF
TSW: Cora Stewart ~ Wheelchair Bag

17 P.I.Q.F. Bus Trip

30 Fifth Thursday Retreat

Join us for an open workshop and work on Community Quilts, Boutique items or wheelchair bags.

Diana Roberts will offer a TSW on "Walking Foot Machine Quilting for Baby Quilts"

The retreat will be held at the Luther Burbank Art & Garden Center, 2050 Yulupa Ave., Santa Rosa.



NOVEMBER


6 Business Meeting

TSW: Pam Brown ~ Beautiful envelopes and gift bags from recycled calendars.

Block of the Month with Kathy Hannan

20 Program Meeting

Snooze You Lose Mini-Group Trunk Show
TSW: Linda Hooper ~ Easy Holiday Table Runner
WIP Challenges Due





Quilt Shows and Places To Go

Oct. 16-19:

Pacific International Quilt Festival
Santa Clara Convention Center
<http://www.quiltfest.com/activities.asp?id=7>

Oct. 17-19:

"Autumn Splendor"
River City Quilt Guild
Friday & Saturday 10-5, Sunday 10-4
Scottish Rite Masonic Center, Sacramento
<http://www.rivercityquilters.org/>

Oct. 31, Nov. 1-2:

"Mountain Heirloom Quilt Faire XXXI"
Independence Hall Quilters
Ironstone Vineyards, Murphys, CA
For more information please Google the
Ironstone Vineyard, links are not working.

Nov. 1-2:

"Silver Legacy~25th Anniversary Quilt Show"
Tokay Stitch 'n' Quilt Guild
Lodi, CA
<http://www.tokaystitchnquilt.org/>

January 24-25, 2009

"Heart of the Valley Quilt & Textile Arts Show"
Country Crossroads Quilters
Modesto Centre Plaza, Modesto, CA
<http://www.countrycrossroadsquilters.com/09QuiltShow.html>

February 21-22, 2009

"The Universe of Quilts-Yours to Discover"
Pajaro Valley Quilt Association
Santa Cruz County Fairgrounds,
Santa Cruz, CA
http://www.pvqa.org/site/index.php/site/quiltshow_2009/

March 7-8, 2009

"Symphony of Color"
San Francisco Quilters Guild
Concourse Exhibition Center, San Francisco
***Judy Mathieson is a featured quilter!*
<http://www.sfquiltersguild.org/>

March 21-22, 2009

Guild of Quilters of Contra Costa County
Centre Concord, Concord, CA
<http://www.contracostaquiltguild.org/>

Travel Opportunities

Road to California

January 15-18, 2009
Ontario Convention Center
Ontario, CA
<http://www.road2ca.com/>

Out of Hand and Heart A Quilt Retreat

April 26-30, 2009
Cambria Pines Lodge, Cambria, CA
<http://www.sandyturner.com/retreats.html>

French Art & Textile Tour

The Riviera and Provence
May 8—21, 2009
For more information:
<http://www.jeannemillstours.com/>

Alegre Retreat: An Art Quilter's Retreat

May 31 - June 5, 2009
Katie Pasquini-Masopust & Fran Skiles
Gateway Canyons Resort
Gateway, CO

SANTA ROSA QUILT GUILD

MEMBERSHIP APPLICATION

Santa Rosa Quilt Guild is a non-profit organization whose purpose is to preserve and continue the tradition, culture, and history of the art of quilt making, to contribute to the growth of knowledge of quilting techniques, and to sponsor and support quilting activities within the community. Membership is open to any individual with an active interest in quilting and a willingness to comply with the guild's policies and procedures.



Please print when filling out the following form for membership in the guild or to make any changes to your roster information. Your name, address, etc. will be added to the membership roster when next published. This information is to be used only for guild business and news. Members are expected to respect the privacy of other members.

Today's date _____

Check # _____

Is this a Renewal or New Membership or Change of information?

NEW MEMBERS: Welcome to our guild!

How did you hear about us? Website Quilt Shop Word-of-mouth

NAME _____

ADDRESS _____

CITY _____ STATE _____ ZIP _____

PHONE (____) _____

EMAIL ADDRESS _____

PLEASE PRINT CLEARLY.

How do you prefer to receive our monthly newsletter? Read online or Receive paper copy

Would you like to receive guild news via email ? Yes or No

Membership dues are due by January 1. Please send check for \$30 made payable to **SRQG.**

To: Membership
Santa Rosa Quilt Guild
PO Box 9251
Santa Rosa, CA 95405

The first year's dues are pro-rated:
\$15 for joining during the 3rd quarter; \$7.50 for joining during the 4th quarter.