





Placement	Colors	Yardage Amount
A Block Background	Light 	1 Fat Quarter
B Side Setting Triangles	Medium Light 	1 Fat Quarter (Enough to use for blades also)
C Dresden Blades	5 fabrics	1 Fat Quarter of each fabric Note: B , and E fabrics can be used for blades also
D Outer Border	Medium Dark 	1 Fat Quarter
E Binding Center Circle	Dark 	1 Fat Quarter (Enough to use for blades also)
Backing	Any	Piece with leftovers from fat quarters
Batting		25" by 25"

Finished size approx 22 $\frac{3}{4}$ " by 22 $\frac{3}{4}$ "

Other Supplies

Thread to blend with fabrics for piecing

Template plastic or Dresden Ruler by Fast2cut (Optional)

Freezer Paper

Pencil

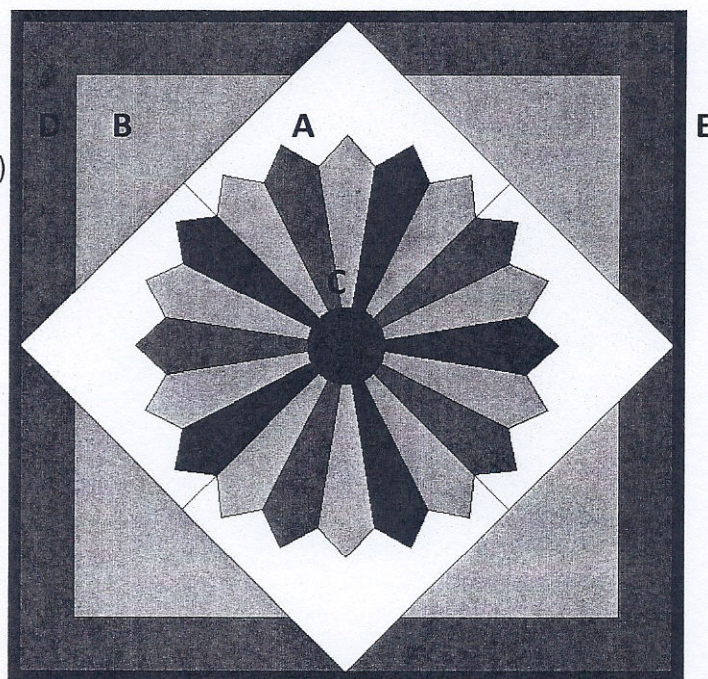
Scissors fabric and craft

Fabric friendly marking tool (Will come out of fabric)

Water Soluble fabric glue

Basic sewing supplies -such as sewing machine, scissors,
seam ripper pins etc.

Liquid Starch, small paintbrush



PO Box 232

Volcano, CA

Volcano, California 95689

www.dresdenquilt.com Anelie@earthlink.net 209-418-8543

© Anelie Belden 2009