

MARCH 21 WORKSHOP – Melinda Bula

Supply List: **WARATAH (fusible flower)**

Finished size: 24" x 24"

There is a \$15 pattern fee for the class that includes:

- Pattern
- all hand outs
- 1/2 yard Steam-A-Seam 2, 18" wide



Sewing machine is not needed in class.







































- 1 yd background fabric in a dark color
- Tweezers or stiletto to help you move small pieces around
- 1 yd clear plastic vinyl (medium weight), found at fabric stores for use as a layout guide for flower pieces
- Straight pins
- Large and small *sharp* scissors for paper and fabric
- Rotary cutter
- Rulers
- Cutting mat
- Black *Sharpie* markers (fine tip and bold tip)
- Pencil with eraser
- Small post-it notes
- 6 yds **Steam-A-Seam 2** 18" wide or equivalent
- Plastic baggies to store pattern pieces
- Iron and ironing board (optional)
- Teflon pressing sheet (optional)

Supplies you need to finish your quilt (these do not need to be brought to class):

- Sulky 30 weight rayon thread in colors to match your flower
- Jeans Denim or Top Stitch needles in size 12/80 - 14/90
- 1 yd cotton batting (Quilters Dream Cotton) in low loft
- 1 yd backing fabric
- 3 ½ yds finish binding

Color Chart shown on next page...

Waratah Color Chart

	A		1/4 yard		K		1/4 yard
	B		1/4 yard		L		1/4 yard
	C		1/4 yard		M		1/4 yard
	D		1/4 yard		N		1/8 yard
	E		1/4 yard		O		1/8 yard
	F		1/4 yard		P		1/8 yard
	G		1/4 yard		Q		1/8 yard
	H		1/4 yard		R		1/8 yard
	I		1/4 yard		S		1/4 yard
	J		1/4 yard				

NOTE: You will also need 1 yards total of assorted greens for your leaves.

Melinda Bula Designs
www.melindabula.com
melbula@comcast.net

No part of this pattern may be copied or reproduced without written permission from
 Melinda Bula Designs © 2012