



president's message

We had such a wonderful speaker in April. Marilyn Felber gave such an interesting talk during which she gave many quotes that have given her inspiration, she gave us many places to look outside our selves for expanding our imaginations. Her work was so incredibly beautiful. And speaking of quotes, I came across this the other day and thought it was appropriate for the Spring we are having:



"The sun was warm but the wind was chill.
You know how it is with an April day
When the sun is out and the wind is still,
You're one month on in the middle of May.
But if you so much as dare to speak,
A cloud comes over the sunlit arch,
A wind comes off a frozen peak,
And you're two months back in the middle of March."
Robert Frost, *Two Tramps in Mud Time* (1936), st. 3

Sharon Mills

programs and workshops

APRIL PROGRAM AND WORKSHOP

DIANE LEIGHTON

LECTURE: FINDING MORE TIME TO QUILT

Diane Leighton will be our featured Program speaker on May 18. Her humorous lecture will give us some practical ideas on how to find more time for quilting! She will also give suggestions for ways to improve your time management. Her presentation will include a show and tell of quilts.

WORKSHOP: THE "WOODPILE" BLOCK

6 hours

Basic quilting skills assumed

The workshop for May 19 will feature Diane Leighton's "Woodpile" block. This is similar to a log cabin block, but is faster and easier! This technique is a great way to deplete your stash and make room for MORE FABRICS!

This class will be held in the Blue Room at the Scottish Rite/Masonic Lodge and the cost will be \$30. Please bring an additional light source as the room is not brightly lit. Be sure to pay at the time you sign-up to reserve your place in the class.

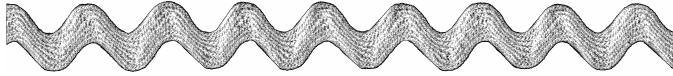


Diana Roberts and Mary Wood

programs and workshops

JUNE PROGRAM AND WORKSHOP

~To Be Announced~



website news

The Santa Rosa Quilt Guild website was recently redesigned. You can visit the website at: <http://www.santarosaquiltguild.org/> While you are there make sure to browse the current Show n' Tell photos taken by Joanie Bellinghausen. You can also download the Block of the Month provided by Linda Morand and Justine Lott. Keep up with guild news online with "Stitch' n Times," which is published monthly by our guild editor, Jan Andrews. It is just a mouse click away!

Our newest guild feature is the website Blog. "Blog is short for Web log and is a Web page that has short, frequent updates made to it. Similar to a Web journal or 'what's new' page." If you have a Blog article, please submit it to the webmaster for publication. You may also wish to visit the Blog section of the website and subscribe to Feedblitz, our current online subscriber service that provides automatic updates of changes to the website via Blog updates. Please feel free to contact me with any questions or comments regarding the website. See you there! Thank you.

 Angie Kiker, Webmistress



K C Mobile Notary

Karen Cassinelli

When you need a Notary

I will travel to you.

707-523-2165 or 707-695-2874

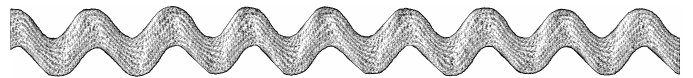
fifth thursday quilt retreat

We will be continuing the 5th Thursday Retreats throughout 2006. A big "thank you" to **Village Sewing Center** for hosting us in March. The next Retreat will be at **The Place To Sew**, on Thursday, June 29. No cost and no need to sign-up - just come and have fun! Doors open at 10, until around 3:30 - you are welcome to come for all, or any portion of, the day. Work on your own project or help restock the Guild boutique. If you plan to be there during lunch, brown bag it, or catch lunch with a friend. Please reserve June 29 to have fun sewing with friends!

The last 5th Thursday Retreat for the year will be on Thursday, Aug 31, location to be announced.



Phyllis Gallaway




technique sharing workshops

Join Vandy Noble on May 18th for her Technique Sharing Workshop "Preparing Your Quilt for Long Arm Quilting." She will discuss what you need to do before taking your quilt top, batting, and backing to a professional long arm quilter who will transform it into your quilt. On June 1st Betty Upchurch will be demonstrating how to do Free Motion Quilting. She makes those wonderful quilts for our boutique raffles. All our workshops for the summer are listed on the TSW poster at the back of the room. Check it out and sign up for the your workshop choice in the white binder.

All TSWs are held after the guild meetings, last about an hour, and are free. Please join us and learn some new skills and techniques.



Linda Sims, TSW Program Coordinator



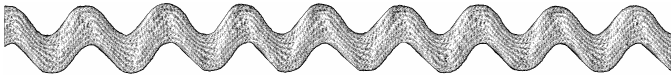
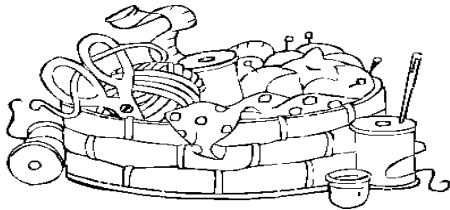
boutique workshop

After meetings—bring your sewing machine or stay and chat and hand sew with Betty Upchurch and Diane Land

• **DON'T FORGET!** • **NAME TAG** • **COFFEE MUG** • **LUNCH** • **LIBRARY BOOKS** • **SHOW AND TELL** •



Community Quilts Chair Lavella Cassinelli presents quilts for the children at Valley of the Moon Children's Home to Director Meg Easter-Dawson at the April 20th meeting.

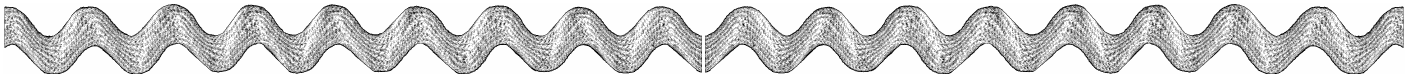


QUILTED COTTAGE



Slipcover Demonstration Sat May 6th
 Bow Tie Quilt Sat May 20th
 BIG Memorial Day Sale May 27th
 Call for more information
 on our upcoming
 September Quilt Retreat
 567 First Street East
 1/2 block off of Sonoma Plaza
 Mon-Sat 10-5 pm Sunday 12-4 pm
 (707) 938-3650
www.quilted-cottage.com

 Lavella Cassinelli



the pointless sisters

The Pointless Sisters is an art quilt group that meets the fourth Tuesday of each month from 10 a.m. to 12 p.m. at the Luther Burbank Art and Garden Center. The group shares their work, discusses new trends and art quilt techniques, and sponsors education programs and challenges. All guild members interested in art quilting are invited to join us for the May 23rd meeting.

 Linda Sims

community quilts

The Community Quilt project is moving right along. I have delivered a total of 249 quilts so far this year. It was very nice having Meg Easter-Dawson from the Valley of the Moon Children's Home come to our meeting. It was nice meeting her and hearing about the children's center. They are always so happy to receive the quilts. I wanted to show you what we accomplish so many of the quilts were held up for you to see. I hope many of you saw the quilts you worked on. They were all so beautiful.

May 4th is our second quilt-a-thon. We plan on having a short meeting so we can start sewing earlier in the day. Please bring in any finished tops you may have so I can get them ready for the big day. Also please plan to stay and help work on the quilts. This is when they all come together so that they can be delivered. I need many people to bring their sewing machines or sergers. A walking foot and quilting foot are great to have. I also need members to press the tops, pin the sandwiched quilts, trimmers, turners, hand stitchers for various duties. I will also need help setting up before our meeting and then clean up. Please bring your sewing equipment like scissors, thimble, needles, etc. I have some on hand but never enough. I want to thank all of you who work so tirelessly to make all of this possible. This is a great way for the new members to get acquainted and see the different steps we have in completing our quilts. We will have a great day visiting and doing something really wonderful for our community..

fund-raising

Our contributions for this year have been over \$300 for these programs. Thank you for using the *Community Smart* and *Albertson's Cards* at local merchants. To participate in these programs contact me at guild meeting and I will help you sign up for a card.

 Linda Sims

library news



POST CARDS – MAKE AND MAIL – MAILABLE POST CARDS MADE WITH PAPER, FABRIC, AND FLOSS! by Cheryl Haynes, Barbara Cooley, and Beth Davis oodles of folk art patterns and lots of sayings to include – use wool, cotton, embellish like crazy – hand stitch buttonhole around the edge or zig zag, or straight stitch – something for every occasion, every holiday.

Have you ever wondered how a fabric line is designed? A new-to-me magazine tells us how – “Designers’ Quarters.” Each designer is interviewed about her collection, swatches of the fabrics are displayed, and a quilt shown (with directions) to give us a head start on creating our own project with the fabrics. I was able to pick up the Premiere issue (Winter 2004), two back issues, plus a one-year subscription. Some of the artists you will meet are: Laurel Burch, author Jennifer Chiaverini, Judy Martin, Marsha McCloskey, Jackie Robinson, Pat Campbell, Virginia Robertson, Mary Ellen Hopkins, Becky Goldsmith and Linda Jenkins, Yvonne Porcella, Toni Phillips, M’Liss Rae Hawley, Valori Wells, and Jennifer Sampou. Who knows ~~~ maybe this will be the inspiration for some of our own very talented guild members to think about designing their very own fabric line!

Thinking about magazines, for the newer members, we subscribe to numerous quilting magazines. Back issues are filed in binders and stored in the closet across the hall from where our meetings are held. You may check out one issue, or if the entire binder interests you, just fill out the card from the very first magazine and write in “I am borrowing the ENTIRE binder.” And PLEASE return it at the next meeting!

I have always wondered when Judy Martin sleeps. She amazes me with the gorgeous quilts she creates, and the approximately dozen books she has written. Part of the solution came to me when I called to order her newest book, and her husband answered. I am very glad that he has a good sense of humor as I asked if I was speaking with MR. Judy Martin, and he laughed like crazy, and admitted this was the first time he had been addressed in that manner. Judy’s newest book SCRAPS not only has perfectly written direction for 16 quilt patterns, each with multiple sizes, but also sage advice about scraps – how to accumulate, where to store, how to combine colors, plus much more. Our book is even autographed!

Nancy Parmelee requested PATHWAYS TO BETTER QUILTING – 5 SHAPES FOR MACHINE QUILT PATTERNS by Sally Terry. Yes, we do have quite a few books on machine quilting, so when I purchase a new one for our library I try to make sure it has new and different information for us. Well, Sally Terry goes about machine quilting in a unique way. She seems to think in “numbers.” As you machine quilt she has us counting. Quilters who machine quilt on a home sewing machine or long-arm, and hand quilters will all benefit from her information and curvy patterns.

To see some of the winners of the 2002 and 2003 International Quilt Association’s juried show held annually in Houston, Texas, check out Rita Weiss’ book WINNING QUILTS. A full-page photo of the quilt is accompanied by an adjoining page of information about the quilt and its maker. Contemporary and traditional quilts are featured.

Those snowy Michigan winters keep Carol Armstrong designing and quilting. Her latest book is KITTY CAPERS – 15 QUILT PROJECTS WITH PURRSONALITY. Thank you, Alice Friesen, for requesting this book full of charming critters for our library. Full-size patterns are included for these appliquéd kitties.

Recently I was given a wonderful gift – a stack of beautiful batik flannel fat quarters tied in a purple ribbon. I enjoyed shuffling the colors as I recalled the generosity of the giver. As soon as opened BUNDLE OF FUN – QUILTS FROM FAT QUARTERS by Karen Snyder I knew what I wanted to use those yummy fabrics for –

a Bento Box quilt. The “recipe” for cutting the fat quarters resulted in maximum use of the fabric, and all without any mental gymnastics or calculator. The quilts in the book are simple, yet look complicated. The color variations of each pattern are extremely helpful. And the photos of the numerous creative ways to bundle fat quarters will make gift-giving even more fun.

Yes, we do have one book about machine quilting by Diane Gaudynski, (the person who Harriet Hargrave took machine quilting classes from!!!!), and now we also own Diane’s handy reference guide in the Quilt Savvy series (4-1/2 by 11 inches, spiral bound). We all love the look of hand quilting, but with all the fabrics, patterns, and techniques available to us, some projects just need to be finished by machine, and with Diane’s expert advice, we may even fool the most discriminating eye.

I love rainy days – a good excuse to clean out the sewing room. One of our members has done just that and has very kindly donated (anonymously) a wagon-load of terrific fabrics and books for our Silent Auction Table and Library. The “new” books for our collection are:

- 📖 **QUILTS FROM LARKSPUR FARM** by Pamela Mostek and Jean Van Bockel (a little bit of everything, including a table runner)
- 📖 **A YEAR OF CATS ... IN HATS – CRAFTS TO MAKE YOU SMILE** by Sheila Haynes Raven (I think it is how she portrays the eyes of her cats that make me giggle, not to mention the tiny silly hats perched on each of the ears)
- 📖 **101 MADE-TO-FIT QUILTS FOR YOUR HOME** edited by Jeanne Stauffer and Sandra L. Hatch (everything from a very simple rocket ship to a complicated baby block, and patriotic stars)
- 📖 **LEARN TO MAKE A FOUNDATION-PIECED QUILT** by Linda Causee (this is a first for me: written in not only English, but also French, Spanish, and German!)
- 📖 **LADYBUG HUGS** by Sharon Reynolds (LOVE the title)
- 📖 **HEART-WARMING QUILTS** by Nancy Zieman (just a skinny little book, but filled with ideas)
- 📖 **RAGGY STRIP QUILTS** by Marjorie Webb and Sandra Noah (another skinny little book with great ideas for make “textured” quilts and wearables, including a pull-out vest pattern)

I strive to keep the introduction to our newest acquisitions in the Library short when we have a speaker, but with so many new books arriving that people are waiting for, sometimes I just have to introduce more than one book on the second meeting of the month. Check out lots and lots of books and magazines, but remember that we all really appreciate their speedy return to keep them circulating. Thanks to the many Elves who help keep the Library running!

📖 Sharon ‘the Librarian’ Fry

srqg 2006 calendar

may

- 4** General Meeting:
Quilt-A-Thon!
- 18** Program ~ Diane Leighton:
“Finding More Time to Quilt”
TSW: Prepping a quilt for long-arm quilting with Vandy Noble
- 19** Diane Leighton Workshop:
“Woodpile Quilt”
- 23** Pointless Sisters Art Quilt Group

june

- 1** General Meeting:
TSW: Free motion machine quilting with Betty Upchurch
- 15** Program~ To Be Announced
Award Nominations Due
Sew-A-Row due today
TSW: Hand Appliqué Bindings
- 16** Workshop:
To Be Announced
- 27** Pointless Sisters Art Quilt Group
- 29** FREE Quilt Retreat at The Place to Sew

Show and Tell



Clockwise from Upper Right:

Edith Ricker "Hearts"



Holly Palma "Oriental Delight"



Barbara Cortelyou "Squares on the Bright Side"

Judith Clarke "Diamonds"



Pat Meiswinkel "Auction Flowers"

Linda Hooper "3D Stack and Whack Balls"



Carolynn Marriot "Sunbonnet Sue"

Carol Jarvis "Remember"



Sharon Mills "Butterfly Quilt"



2006 executive board

2006 ELECTED BOARD

President Sharon Mills
644-1680

Vice President Pam McVey

Treasurer Sandra Chan-Brown

Recording Secretary Judith Clarke

Program Chairs Diana Roberts
Mary Wood

Program Chair Elect Phyllis Gallaway
Vandy Noble

Corresponding Secretary Holly Palma

Parliamentarian Janice Rodgers

Finance (Treasurer)
Friendship Blocks *
Opportunity Quilt Tickets*
MQSC Liaison *
Hospitality*
Library*
Membership*

Sandra Chan-Brown
Lynn Williams
Glenda Ross
Joanie Bellinghausen
Linda Hooper
Sharon Fry
Patricia Kearns
Marilyn Vitale
Meri Kay Gurnee
Jan Andrews
Pat Marabella
Janice Rodgers
Janet Shore
Joanie Bellinghausen
Marjorie Smith
Marilyn Altenbach
Linda Sims
Angie Kiker
Jan Andrews
Mary Wood
Gerrie Congdon

2006 COMMITTEES

Bag Lady Juanita Campbell

Basting Tomi Godwin

Block of the Month Justine Lott
Linda Morand

Boutique* Diane Land
Betty Upchurch

Community Projects* Lavella Cassinelli

Fair Liaison Lee Trevelyan
Pam McVey

Field Trips Melissa Trunick

Newsletter Editor*
Newsletter Circulation
Nominating (Parliamentarian)
NCQC*
Photographer *
Publicity*
Sunshine
TSW (Tech. Sharing)*
Website*

Workshops *
Past President*

* Standing Committee

stitch-n-times
june 2006 deadline
May 18th

msjanquilts@comcast.net

stitch 'n times ad rates

Business Card	2.25"	X	3.5"	\$10.00
1/4 page Vert.	3.5"	X	4.875"	\$25.00
1/4 page Horiz.	4.875"	X	3.5"	\$25.00
1/2 page Vert.	3.625"	X	9.875"	\$50.00
1/2 page Horiz.	7.375 "	X	4.875"	\$50.00
Full page	7.375"	X	9.875"	\$100.00

AFFILIATES

DANIELE TODARO

Santa Rosa • 568-3419
www.todaro.com

FABRICATIONS

118 Matheson St.
Healdsburg • 433-6243

HANDMADE MEMORIES

Quilting supplies • Long Arm Quilting
428 S. Main St.
Sebastopol • 829-7648

KAY'S FABRICS

201 West Napa Street
Sonoma • 996-3515

NEW PIECES

1597 Solano Ave.
Berkeley • (510)527-6779
www.newpieces.com

PARKSIDE SEWING CENTER

Bernina • New Home • Janome
410 Santa Rosa Avenue
Santa Rosa • 576-1430

PINCUSHION BOUTIQUE

2827 Spafford St.
Davis • (530)758-3488
www.sweettreat.com

THE PLACE THAT SELLS SEWING MACHINES

1462 Mendocino
Santa Rosa • 575-5259
www.theplacethatsellssewingmachines.com

PUMP HOUSE QUILTS

Long Arm Quilting by Vandy
526-7141
quilter143@hotmail.com

QUILTED ANGEL

200 G Street
Petaluma • 763-0945
www.quiltedangel.com

QUILTED COTTAGE

567 First Street East
Sonoma • 938-3650
www.quilted-cottage.com

THE QUILTED TEDDY BEAR

EBAY STORE

www.stores.ebay.com/The-Quilted-Teddy-Bear
707-961-6247
qteddybear@sgcglobal.net

QUILTS & OTHER COMFORTS

Guild ID Number • CA 189
(use this code for a discount on each order)
www.quiltsonline.com/quilts

SHELLY'S QUILTED TREASURES

3925 MAIN ST.
Kelseyville • 278-0206

TEDDY BEAR QUILTS

170 Farmers Lane, # 7
Santa Rosa • 546-0750
teddybearquilts@yahoo.com

VILLAGE SEWING CENTER

210 Coddington Mall
Santa Rosa • 544-7529
www.villagesewing.com

Places to Go and Things to Do

Pine Tree Quilt Guild of Nevada County

Springtime in the Pines

2006 Quilt Show





May 6th and 7th, 2006

10-5 Saturday, 10-4 Sunday

Admission \$5

Free Parking

Shuttle Service

-  Demonstrations
-  Country Store
-  Silent Auction
-  Lunch Room

Monterey Peninsula Quilters Guild

31st Annual Quilt Show

June 10 & 11, 2006

-  Boutique & Garage Sale
-  Demonstrations & Vendors

The Student Center

Monterey Peninsula College

980 Fremont Blvd., Monterey, CA

Oroville Piecemakers Quilt Guild

Piecing Our Past To The Future

Saturday May 6th and Sunday May 7th

10:00 a.m. to 4:00 p.m.

Antique quilts and their modern interpretations

Featured quilt artist: Donna Greenwald

-  Vendors
-  Food
-  Raffle Baskets






Mother Lode Quilters Guild

Golden Thread Quilt Show

Saturday, June 10, 10:00 a.m. - 5:00 p.m.

Sunday, June 11, 10:00 a.m. - 4:00 p.m.

Laura Nownes Author & Featured Quilter

-  Quilts
-  Wearable Art
-  Vendors
-  Guild Challenge
-  Country Store

Historic Downtown Sutter Creek

Moonlight Quilters of Sonoma County

Wine Country Quilts 2006

Saturday, June 3rd, 10 am to 5 pm

Sunday, June 4th, 10 am to 4 pm

Admission \$7.00

Santa Rosa Veterans Memorial Building

1351 Maple Ave., Santa Rosa, CA

Creston Valley Quilt Ranch and

Templeton Chamber of Commerce present

First Annual Templeton Outdoor Quilt Show

Saturday, June 17, 2006

10:00 am to 5:00 pm

For more information:

San Jose Museum of
**Quilts &
Textiles**
Áo Dài
A Modern Design
Coming of Age

April 18, 2006 ~ July 9, 2006


May 11, 2006 ~ 7-8:30 pm
Lecture by Dr. Kieu Linh Caroline Valverde.

June 3, 2006 ~ 2-4 pm
Lecture by Dr. Susan B. Kaiser

June 4, 2006 ~ 2-4 pm
Lecture by Monica Tran

Áo Dài is a two piece garment unique to the
Vietnamese culture

For more information:
(408) 971-0323 X 14
www.vietarts.org
www.sjqiltmuseum.org



Road to Sisters

Shop Hop

June 30 to July 15, 2006

Threads That Bind
Coos Bay, OR

Material Possessions
Roseburg, OR

Forget-Me-Knots
Bandon, OR

J & J Fabrics
Canyonville, OR

Quilter's Corner
Port Orford, OR

Purple Pincushion Quilt Shop
Grants Pass, OR

Country Keepsakes
Brookings, OR

Grandma Dee's
Medford, OR

Contact Jan Andrews if you are interested in getting a map and
listing. msjanquilts@comcast.net

Magical Marin

Marin County Fair

San Rafael

June 30 to July 4, 2006

**Entry forms due Thursday
May 18th**

For information:
www.marinfair.org